

OMOLOGATO®



PIRELLI

SUPERSTOCK

NATIONAL CHAMPIONSHIP



Santander
Consumer Finance

PIRELLI NATIONAL SUPERSTOCK CHAMPIONSHIP

With Santander Consumer Finance

MSVR
MOTORSPORT VISION RACING

Round 4

Knockhill

16th – 18th June 2023



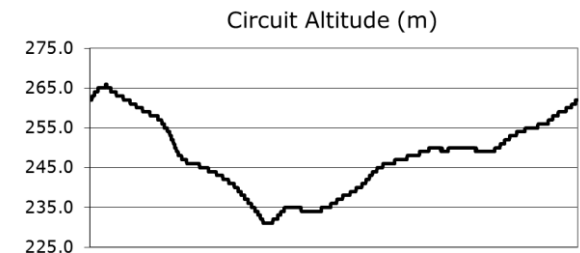
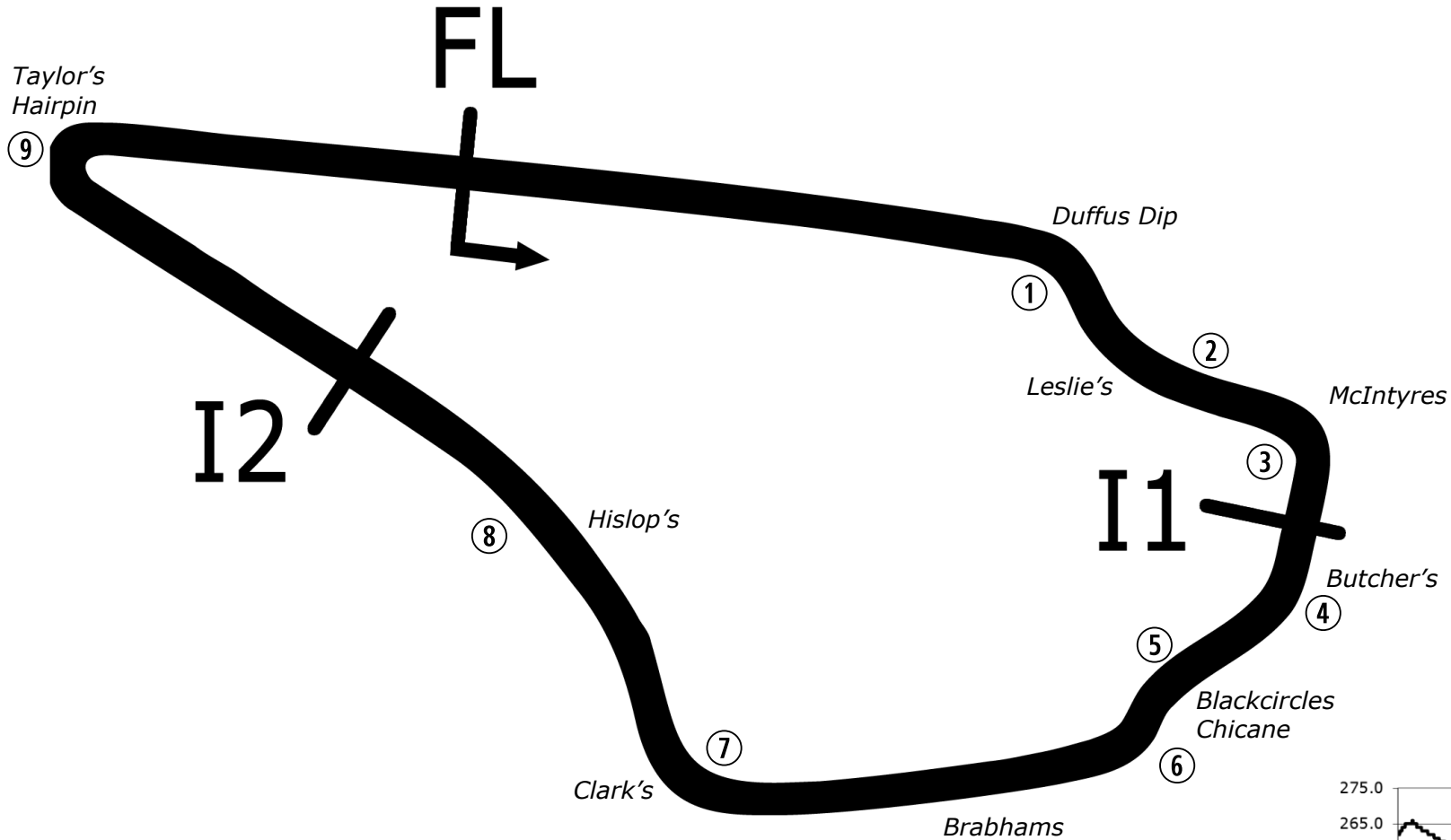
SPORTS TIMING

TIMING SOLUTIONS LTD

Timing & Results Provided by Timing Solutions Ltd

www.tsl-timing.com

Knockhill



Race Lap Records		Best Sector Information (Any Session)				
		Sector 1	Sector 2	S2 Trap (mph)	Sector 3	F/L Trap (mph)
Superbike	47.126	15.523	18.445	151.1	12.789	146.5
Superstock (1000)	48.323	15.955	18.874	147.1	13.208	142.4
Supersport / GP2	49.144	16.110	19.183	138.3	13.477	132.6
Junior Superstock (600)	50.426	16.465	19.641	135.5	13.878	129.0
Sidecar 600	51.948	16.692	20.372	116.9	14.699	110.0
BTC 2020	53.805	17.575	20.955	113.7	14.979	108.4
Junior Supersport	55.748	18.152	21.493	105.1	15.759	100.1
BMW F900 R Cup	TBE	TBE	TBE	TBE	TBE	TBE
BSB Best Lap Ever	47.126	Rory Skinner – Cheshire Mouldings FS3 Kawasaki – (R2 19/6/22)				

Length	1.2669 miles	2039.0 m	
FL		56.13099 N	3.50816 W
I1	697m	56.12864 N	3.49941 W
I2	1508m	56.12969 N	3.50906 W
Pit Entry	2039m	56.13098 N	3.50793 W
Pit Exit	183m after FL	56.13080 N	3.50519 W
Pit Entry-Pit Exit 175m, 10.5s @60kph, 7.8s @80kph			

All results available at www.tsl-timing.com

2022 Pirelli National Superstock Championship with Santander Consumer Finance
RIDER PERFORMANCE CHART AFTER ROUND 3



#	NAME / BIKE	7th - 9th April		Silverstone National	29th April - 1st May	19th - 21st May	16th - 18th June	Knockhill	7th - 9th July	21st - 23rd July	Brands Hatch GP	10 11th - 13th August	Thruxton	26th - 28th August	15th - 17th September	14 Oulton Park International	15 29th Sept - 1st October	16 Donington Park National	17 13th - 15th October	18 Brands Hatch GP	
		1	2	3	4	5	6	7	8	9	10	11	12	13	14	15	16	17	18		
2	John McGUINNESS (Honda)	22	20	20																	
3	Billy McCONNELL (Honda)	3	DNF	DNF	DNF																
4	Dan LINFOOT (Honda)	4	2 *	1	2																
5	Richard KERR (Honda)	5	5	2	1																
6	Criag NEVE (Honda)	25	DNF	DNQ																	
7	Kade VERWEY (BMW)	15	14																		
8	Lewis ROLLO (Aprilia)	8	DNF	7	5																
9	Michael DUNLOP (Honda)	DNF	17																		
10	Joe SHELDON-SHAW (Suzuki)	13	11	6	DNS																
11	Simon REID (Honda)	21	19	16	15																
12	Luke HEDGER (Kawasaki)	18	16	5	11																
15	Nathan HARRISON (Honda)	24	DNF	15																	
17	Matty WHELAN (Suzuki)	32	24	24	17																
18	Shaun WINFIELD (Honda)	DNF	DNF	9	14																
19	Joe TALBOT (Honda)	6 *	4	4	4																
20	David JOHNSON (Honda)	DNF	29																		
22	Dave MACKAY (Suzuki)	DNQ	28																		
23	David ALLINGHAM (Honda)	11	9	8	8																
24	Conor CUMMINS (Honda)	19	18	12																	
25	Jorel BOERBOOM (Kawasaki)	31	25	DNF	20																
26	Joe MOORE (Suzuki)	29	22	23	18																
27	Max SYMONDS (Yamaha)	30	DNF	14	DQ																
28	Shane RICHARDSON (Kawasaki)			DNQ																	
30 / 38	Phil ROOKE (Kawasaki)	DNQ	DNQ		DNF																
31	Sam COX (BMW)	16	15	DNF	16																
33	Connor THOMSON (Kawasaki)			30	25																
34	Alastair SEELEY (BMW)	10	6	DNF	3 *																
35	Stephen SMITH (Honda)			27	27																
36	Jamie COWARD (Honda)	DNQ	DNQ	22																	
37	James HILLIER (Yamaha)	23	DNS	19																	
39	Max MORGAN (Kawasaki)	DNF	DNF	29	24																
40	Joe FRANCIS (Kawasaki)	7	7	DNF	12																
41	Peter ECCLES				DNF																
42	Jonathan PERRY (Kawasaki)	34	DNF																		
45	Scott SWANN (Yamaha)	DNF	DNS	18	10																
50	Michael EVANS (Suzuki)	26	27	DNF																	
51	Brayden ELLIOTT (Kawasaki)	17	12	DNS	9																
53	Josh WAINWRIGHT (Honda)	20	21																		
54	Franco BOURNE (Honda)	2	1	3	DNF																
55	Ash BEECH (Honda)	14	13	11	13																
57	Richard WHITE (BMW)			21	21																
59	Matt TRUELOVE (Honda)	12	10	13	DNF																
61	Dave SELLERS (Suzuki)			25	DNF																
62	Sam WEST (BMW)	27	23																		
75	Alex OLSEN (Honda)	1	3	DNF	6																
77	Brent HARRAN (Honda)	28	DNF	DNS	7																
79	Jason BURRILL (BMW)				DNF																
80	Callum BEY (Suzuki)			28	19																
83	Forest DUNN (Suzuki)	DNQ	DNQ																		
86	Frederico LOPES-REGO (BMW)	DNQ	DNF	DNF																	
90	Rory PARKER (Suzuki)			26	23																
93	James SKELDING (Kawasaki)	DNF	DNF																		
94	Lee WILLIAMS (Kawasaki)			DNF	DNF																
96	Kieran SMITH (Honda)	33	26	17	22																
97	Andrew WILLIAMS (Suzuki)				26																
99	Ben LUXTON (Honda)	9	8	10	DNF																

* Denotes Fastest Lap | DNF = Did Not Finish | DNQ = Did Not Qualify | DNS = Did Not Start |

NC = Finished but Not Classified | DQ - Disqualified | Change of Team/Machine ||

Denotes Pole Position

2023 Pirelli National Superstock Championship with Santander Consumer Finance
LAPS LED AFTER FINAL ROUND



#	NAME / BIKE	1 7th - 9th April Silverstone National	2 29th April - 1st May Oulton Park International	3 19th - 21st May Donington Park GP	4 16th - 18th June Knockhill	5 7th - 9th July Snetterton 300	6 21st - 23rd July Brands Hatch GP	7 11th - 13th August Thruxton	8 26th - 28th August Cadwell Park	9 15th - 17th September Oulton Park International	10 29th Sept - 1st October Donington Park National	11 13th - 15th October Brands Hatch GP	12 TOTAL
54	Franco BOURNE (Honda)	21	3										24
75	Alex OLSEN (Honda)	17	1										18
4	Dan LINFOOT (Honda)	5	1	5									11
34	Alastair SEELEY (BMW)		6	3									9
5	Richard KERR (Honda)		3	6									9
19	Joe TALBOT (Honda)			1									1

BOLD NUMBER INDICATES RACE WINNER



POS	NO	NAME	NAT	ENTRY	TIME	ON	LAPS	GAP	DIFF	MPH
1	75	Alex OLSEN	GBR	Honda - Cumins by Team IWR Honda	48.760	13	23			93.54
2	5	Richard KERR	IRL	Honda - AMD Motorsport	48.797	19	22	0.037	0.037	93.47
3	8	Lewis ROLLO	GBR	Aprilia - IN Competition / Aprilia	48.900	24	27	0.140	0.103	93.27
4	19	Joe TALBOT	GBR	Honda - JR Performance Racing	48.903	11	23	0.143	0.003	93.26
5	34	Alastair SEELEY	GBR	BMW - SYNETIQ BMW Motorrad	48.915	22	29	0.155	0.012	93.24
6	4	Dan LINFOOT	GBR	Honda - Optimum Bikes Racing Ltd	48.941	18	27	0.181	0.026	93.19
7	40	Joe FRANCIS	GBR	Kawasaki - STAUFF Fluid Power / GR Motosport	49.026	15	24	0.266	0.085	93.03
8	3	Billy McCONNELL	AUS	Honda - C&L Fairburn Properties Jackson Racing	49.173	20	27	0.413	0.147	92.75
9	12	Luke HEDGER	GBR	Kawasaki - MAD Racing	49.353	16	22	0.593	0.180	92.41
10	51	Brayden ELLIOTT	AUS	Kawasaki - DAO Racing	49.453	23	26	0.693	0.100	92.23
11	55	Ash BEECH	GBR	Honda - Jones Dorling Racing	49.581	10	28	0.821	0.128	91.99
12	99	Ben LUXTON	GBR	Honda - Ben Luxton Racing	49.605	26	29	0.845	0.024	91.94
13	54*	Franco BOURNE	GBR	Honda - Marvel HCL Motorsport	49.716	16	19	0.956	0.111	91.74
14	77	Brent HARRAN	ZAF	Honda - Optimum Bikes Racing Ltd	49.719	18	30	0.959	0.003	91.73
15	59	Matt TRUELOVE	GBR	Honda - TAG Racing	49.777	16	21	1.017	0.058	91.63
16	18	Shaun WINFIELD	GBR	Honda - TAG Racing	49.872	13	21	1.112	0.095	91.45
17	23*	David ALLINGHAM	GBR	- SMS Racing	49.882	17	24	1.122	0.010	91.43
18	7	Kade VERWEY	GBR	BMW - Team XG Racing	49.958	12	19	1.198	0.076	91.29
19	80	Callum BEY	GBR	Suzuki - FilterLogic by EightZero Racing	49.962	19	27	1.202	0.004	91.29
20	45	Scott SWANN	GBR	Yamaha - Swann Racing	50.011	14	16	1.251	0.049	91.20
21	11	Simon REID	GBR	Honda - C&L Fairburn Properties Jackson Racing	50.286	22	25	1.526	0.275	90.70
22	13	Lewis PATERSON	GBR	Suzuki - LP Factory Racing	50.360	12	23	1.600	0.074	90.57
23	17	Matty WHELAN	GBR	Suzuki - Milestone by ATS Racing	51.020	21	28	2.260	0.660	89.39
24	96	Kieran SMITH	GBR	Honda - Corkie Racing	51.463	22	28	2.703	0.443	88.62
25	26	Joe MOORE	GBR	Suzuki - Clearline Racing	51.984	15	22	3.224	0.521	87.74
26	25	Jorel BOERBOOM	NLD	Kawasaki - G&S Racing	52.006	15	23	3.246	0.022	87.70
27	57	Richard WHITE	GBR	BMW - Trackdudes powered by Hilltop Motorcycles	53.052	13	26	4.292	1.046	85.97

QUALIFYING LAPTIME (110.0% of 48.760) = 53.636

#13 - Lap 4 & 7 times cancelled - Exceeded track limits at Pit Exit

#13 - Lap 5 time cancelled - Exceeded track limits at T3

#59 - Lap 15 time cancelled - Exceeded track limits at T7

#23 & #54 - Low transponder battery - Please charge for FP2.

Weather / Track : Bright / Dry

These results are provisional until the conclusion of any judicial and technical matters.

Knockhill: 1.2669 miles

Date: 16/06/2023 Start: 11:00 Finish: 11:30

Race Director : Stuart Higgs

Stewards :

Timekeeper : Richard Evans

S. Higgs

R. EVANS

Digitally Approved at 11:41 Friday, 16 June 2023

Digitally Approved at 11:38 Friday, 16 June 2023

Results can be found at www.britishsuperbike.com

Printed - 11:32 Friday, 16 June 2023

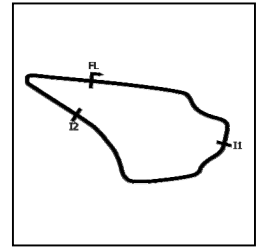


MCRCB BULLETIN TK002

2023 Bennetts British Superbike Championship - Round 4

2023 Pirelli National Superstock with Santander Consumer Finance

FREE PRACTICE 1 - SECTOR ANALYSIS



SECTOR 1 = FL to I1, SECTOR 2 = I1 to I2, SECTOR 3 = I2 to FL, DIFF = Difference To Personal Best Lap, P = Crossed Finish Line in Pit Lane, D = Time Disallowed

P1 75 Alex OLSEN		Honda - Cumins by Team IWR Honda							
IDEAL LAP TIME : 48.653		BEST LAP TIME : 48.760		DIFFERENCE : 0.107					
LAP	SECTOR 1	SECTOR 2		SECTOR 3		LAP TIME	MPH	DIFF	TIME OF DAY
1 -	OUTLAP	20.789	138.0	14.439	135.0				11:02:26.879
2 -	16.720	19.746	136.6	14.081	136.6	50.547	90.23	1.787	11:03:17.426
3 -	16.347	19.478	140.3	13.830	135.8	49.655	91.85	0.895	11:04:07.081
4 -	16.359	19.400	140.1	13.594	135.8	49.353	92.41	0.593	11:04:56.434
5 -	16.773	21.805	139.8	14.245	135.8	52.823	86.34	4.063	11:05:49.257
6 -	16.304	20.497	138.9	13.982	134.7	50.783	89.81	2.023	11:06:40.040
7 -	16.255	19.181	141.2	13.577	135.5	49.013	93.05	0.253	11:07:29.053
8 -	17.160	20.220	140.9	13.949	135.5	51.329	88.86	2.569	11:08:20.382
9 -	16.160	19.180	141.2	13.561	135.0	48.901 (2)	93.27	0.141	11:09:09.283
10 -	17.150	22.274	122.2	20.802	36.1	1:00.226	75.73	11.466	11:10:09.509
11 -	OUTLAP	20.101	140.3	13.823	135.2	5:31.202	13.77	4:42.442	11:15:40.711
12 -	16.309	19.588	139.2	13.619	137.5	49.516	92.11	0.756	11:16:30.227
13 -	16.160	19.230	141.5	13.370	136.9	48.760 (1)	93.54		11:17:18.987
14 -	16.915	19.865	142.1	13.794	136.9	50.574	90.18	1.814	11:18:09.561
15 -	16.151	19.315	141.5	13.799	135.8	49.265	92.58	0.505	11:18:58.826
16 -	16.902	19.623	141.2	13.617	135.5	50.142	90.96	1.382	11:19:48.968
17 -	16.103	19.296	140.3	13.608	135.8	49.007 (3)	93.07	0.247	11:20:37.975
18 -	18.341	24.755	91.0	23.303	38.9	1:06.399	68.69	17.639	11:21:44.374
19 -	OUTLAP	21.388	141.5	13.874	134.4	5:11.982	14.61	4:23.222	11:26:56.356
20 -	16.298	19.311	140.1	13.561	135.5	49.170	92.76	0.410	11:27:45.526
21 -	16.174	19.253	140.6	14.106	135.2	49.533	92.08	0.773	11:28:35.059
22 -	17.180	22.769	141.2	13.992	136.3	53.941	84.55	5.181	11:29:29.000
23 -	16.328	19.248	141.5	13.617	135.0	49.193	92.71	0.433	11:30:18.193

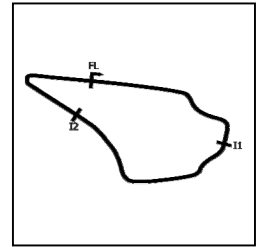
P2 5 Richard KERR		Honda - AMD Motorsport							
IDEAL LAP TIME : 48.528		BEST LAP TIME : 48.797		DIFFERENCE : 0.269					
LAP	SECTOR 1	SECTOR 2		SECTOR 3		LAP TIME	MPH	DIFF	TIME OF DAY
1 -	OUTLAP	20.842	127.0	14.579	133.4				11:01:27.743
2 -	17.278	21.106	127.0	14.589	135.0	52.973	86.10	4.176	11:02:20.716
3 -	16.878	19.540	135.0	14.435	136.1	50.853	89.69	2.056	11:03:11.569
4 -	16.436	19.703	137.7	14.213	136.1	50.352	90.58	1.555	11:04:01.921
5 -	16.715	20.387	129.5	14.625	136.6	51.727	88.17	2.930	11:04:53.648
6 -	16.217	19.255	139.5	13.525	137.7	48.997	93.08	0.200	11:05:42.645
7 -	16.336	19.468	140.9	13.432	135.0	49.236	92.63	0.439	11:06:31.881
8 -	16.243	19.096	140.6	13.585	136.9	48.924	93.22	0.127	11:07:20.805
9 -	16.334	18.910	142.1	13.588	134.2	48.832 (2)	93.40	0.035	11:08:09.637
10 -	18.724	21.698	124.5	14.762	134.4	55.184	82.65	6.387	11:09:04.821
11 -	17.133	21.573	127.3	14.138	136.9	52.844	86.31	4.047	11:09:57.665
12 -	16.342	19.155	141.5	13.596	135.2	49.093	92.90	0.296	11:10:46.758
13 -	17.654	20.690	129.0	18.727	39.8	57.071	79.91	8.274	11:11:43.829
14 -	OUTLAP	22.696	111.2	15.155	135.2	11:47.044	6.45	10:58.247	11:23:30.873
15 -	16.451	19.240	140.9	13.646	137.2	49.337	92.44	0.540	11:24:20.210
16 -	16.480	20.342	140.1	13.974	136.3	50.796	89.79	1.999	11:25:11.006
17 -	16.186	19.053	141.2	13.598	136.1	48.837 (3)	93.39	0.040	11:25:59.843
18 -	16.379	22.178	97.9	15.245	136.1	53.802	84.77	5.005	11:26:53.645
19 -	16.240	19.017	141.8	13.540	138.6	48.797 (1)	93.47		11:27:42.442
20 -	17.038	20.933	114.7	15.698	133.9	53.669	84.98	4.872	11:28:36.111
21 -	17.341	23.399	129.8	14.236	136.3	54.976	82.96	6.179	11:29:31.087
22 -	16.258	19.135	143.3	14.198	136.6	49.591	91.97	0.794	11:30:20.678

MCRCB BULLETIN TK002

2023 Bennetts British Superbike Championship - Round 4

2023 Pirelli National Superstock with Santander Consumer Finance

FREE PRACTICE 1 - SECTOR ANALYSIS



SECTOR 1 = FL to I1, SECTOR 2 = I1 to I2, SECTOR 3 = I2 to FL, DIFF = Difference To Personal Best Lap, P = Crossed Finish Line in Pit Lane, D = Time Disallowed

P3 8		Lewis ROLLO				Aprilia - IN Competition / Aprilia			
IDEAL LAP TIME : 48.838		BEST LAP TIME : 48.900		DIFFERENCE : 0.062					
LAP	SECTOR 1	SECTOR 2		SECTOR 3		LAP TIME	MPH	DIFF	TIME OF DAY
1 -	OUTLAP	20.426	138.0	14.218	135.5				11:01:28.741
2 -	16.828	20.333	137.5	13.722	136.6	50.883	89.63	1.983	11:02:19.624
3 -	16.582	19.455	142.4	13.648	136.1	49.685	91.80	0.785	11:03:09.309
4 -	17.462	19.878	142.4	13.641	135.5	50.981	89.46	2.081	11:04:00.290
5 -	16.973	19.467	142.4	13.901	132.6	50.341	90.60	1.441	11:04:50.631
6 -	16.462	19.321	142.1	13.744	135.0	49.527	92.09	0.627	11:05:40.158
7 -	16.474	19.387	142.4	13.553	134.4	49.414	92.30	0.514	11:06:29.572
8 -	16.434	19.278	143.0	13.493	134.7	49.205	92.69	0.305	11:07:18.777
9 -	16.651	21.184	131.8	18.611	35.8	56.446	80.80	7.546	11:08:15.223
10 -	OUTLAP	20.276	136.3	13.898	135.0	4:16.429	17.78	3:27.529	11:12:31.652
11 -	16.535	19.337	143.3	14.373	127.8	50.245	90.77	1.345	11:13:21.897
12 -	17.162	19.805	141.5	13.702	136.1	50.669	90.01	1.769	11:14:12.566
13 -	16.397	19.296	144.6	13.599	134.4	49.292	92.53	0.392	11:15:01.858
14 -	16.341	19.247	144.0	13.477	135.2	49.065	92.96	0.165	11:15:50.923
15 -	16.365	19.190	143.7	13.530	135.8	49.085	92.92	0.185	11:16:40.008
16 -	16.297	19.283	143.0	13.487	136.3	49.067	92.95	0.167	11:17:29.075
17 -	16.289	19.223	143.0	13.507	135.8	49.019 (3)	93.04	0.119	11:18:18.094
18 -	16.807	21.516	126.8	18.138	38.1	56.461	80.78	7.561	11:19:14.555
19 -	OUTLAP	20.048	140.3	13.868	135.0	4:25.718	17.16	3:36.818	11:23:40.273
20 -	16.365	19.272	143.7	13.550	136.3	49.187	92.73	0.287	11:24:29.460
21 -	16.428	19.242	143.7	13.649	135.2	49.319	92.48	0.419	11:25:18.779
22 -	16.382	19.117	144.6	13.499	136.1	48.998 (2)	93.08	0.098	11:26:07.777
23 -	16.349	19.319	144.9	13.461	136.9	49.129	92.83	0.229	11:26:56.906
24 -	16.319	19.091	144.6	13.490	137.2	48.900 (1)	93.27		11:27:45.806
25 -	16.286	19.263	143.0	14.074	135.2	49.623	91.91	0.723	11:28:35.429
26 -	17.068	22.939	129.8	13.890	137.7	53.897	84.62	4.997	11:29:29.326
27 -	16.354	19.370	144.3	13.565	136.1	49.289	92.53	0.389	11:30:18.615

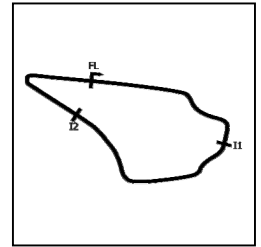
P4 19		Joe TALBOT				Honda - JR Performance Racing			
IDEAL LAP TIME : 48.710		BEST LAP TIME : 48.903		DIFFERENCE : 0.193					
LAP	SECTOR 1	SECTOR 2		SECTOR 3		LAP TIME	MPH	DIFF	TIME OF DAY
1 -	OUTLAP	20.465	137.7	14.438	133.6				11:02:11.608
2 -	17.175	20.075	140.9	13.808	133.4	51.058	89.33	2.155	11:03:02.666
3 -	16.758	19.437	142.1	13.736	135.0	49.931	91.34	1.028	11:03:52.597
4 -	16.660	19.420	142.1	13.651	136.1	49.731	91.71	0.828	11:04:42.328
5 -	16.496	19.260	141.8	13.698	136.3	49.454	92.22	0.551	11:05:31.782
6 -	16.425	19.232	142.1	13.575	136.3	49.232	92.64	0.329	11:06:21.014
7 -	16.350	19.274	138.6	13.538	135.2	49.162	92.77	0.259	11:07:10.176
8 -	16.433	19.674	138.3	21.050	34.7	57.157	79.79	8.254	11:08:07.333
9 -	OUTLAP	19.772	140.3	13.648	134.7	6:29.629	11.70	5:40.726	11:14:36.962
10 -	16.376	19.323	141.8	13.546	135.5	49.245	92.62	0.342	11:15:26.207
11 -	16.255	19.167	142.4	13.481	135.2	48.903 (1)	93.26		11:16:15.110
12 -	16.322	19.123	142.7	13.500	136.3	48.945 (2)	93.18	0.042	11:17:04.055
13 -	16.300	19.189	142.1	13.465	135.5	48.954 (3)	93.17	0.051	11:17:53.009
14 -	16.364	19.421	140.6	13.537	136.1	49.322	92.47	0.419	11:18:42.331
15 -	17.481	20.085	139.8	17.585	36.4	55.151	82.70	6.248	11:19:37.482
16 -	OUTLAP	19.703	140.3	13.792	135.0	5:10.855	14.67	4:21.952	11:24:48.337
17 -	16.790	19.338	142.4	13.723	135.2	49.851	91.49	0.948	11:25:38.188
18 -	16.436	19.317	142.7	13.432	136.9	49.185	92.73	0.282	11:26:27.373
19 -	16.344	19.371	143.3	13.332	136.9	49.047	92.99	0.144	11:27:16.420
20 -	16.430	19.281	142.4	13.559	136.9	49.270	92.57	0.367	11:28:05.690
21 -	16.448	19.367	143.0	13.485	136.1	49.300	92.51	0.397	11:28:54.990
22 -	16.818	21.634	82.8	16.002	136.3	54.454	83.76	5.551	11:29:49.444
23 -	16.682	19.492	142.7	13.736	136.6	49.910	91.38	1.007	11:30:39.354

MCRCB BULLETIN TK002

2023 Bennetts British Superbike Championship - Round 4

2023 Pirelli National Superstock with Santander Consumer Finance

FREE PRACTICE 1 - SECTOR ANALYSIS



SECTOR 1 = FL to I1, SECTOR 2 = I1 to I2, SECTOR 3 = I2 to FL, DIFF = Difference To Personal Best Lap, P = Crossed Finish Line in Pit Lane, D = Time Disallowed

P5 34		Alastair SEELEY				BMW - SYNETIQ BMW Motorrad			
IDEAL LAP TIME : 48.779		BEST LAP TIME : 48.915		DIFFERENCE : 0.136					
LAP	SECTOR 1	SECTOR 2		SECTOR 3		LAP TIME	MPH	DIFF	TIME OF DAY
1 -	OUTLAP	20.813	135.2	14.096	139.8				11:01:07.064
2 -	16.766	19.390	144.3	13.584	140.3	49.740	91.69	0.825	11:01:56.804
3 -	16.787	19.953	142.7	13.691	141.8	50.431	90.44	1.516	11:02:47.235
4 -	16.585	19.366	143.3	13.449	142.7	49.400	92.33	0.485	11:03:36.635
5 -	16.584	19.341	144.6	13.672	142.4	49.597	91.96	0.682	11:04:26.232
6 -	17.040	19.828	144.0	13.580	142.1	50.448	90.41	1.533	11:05:16.680
7 -	16.415	19.197	144.6	13.445	140.9	49.057	92.97	0.142	11:06:05.737
8 -	16.774	19.242	143.7	13.523	141.5	49.539	92.07	0.624	11:06:55.276
9 -	16.391	19.167	143.7	13.430	140.1	48.988 (2)	93.10	0.073	11:07:44.264
10 -	16.355	19.201	146.8	13.472	141.8	49.028 (3)	93.03	0.113	11:08:33.292
11 -	16.362	19.280	143.3	13.395	141.5	49.037	93.01	0.122	11:09:22.329
12 -	16.468	20.059	131.5	20.758	37.1	57.285	79.62	8.370	11:10:19.614
13 -	OUTLAP	20.916	132.1	13.878	141.2	6:55.382	10.98	6:06.467	11:17:14.996
14 -	16.521	19.399	144.3	13.440	140.9	49.360	92.40	0.445	11:18:04.356
15 -	16.341	19.326	143.3	13.728	140.9	49.395	92.33	0.480	11:18:53.751
16 -	16.420	19.293	144.6	13.765	140.1	49.478	92.18	0.563	11:19:43.229
17 -	16.353	19.183	144.3	13.502	140.1	49.038	93.01	0.123	11:20:32.267
18 -	16.534	19.343	141.5	13.503	140.6	49.380	92.36	0.465	11:21:21.647
19 -	16.464	19.261	143.3	13.505	140.1	49.230	92.64	0.315	11:22:10.877
20 -	16.386	19.171	142.4	13.511	140.1	49.068	92.95	0.153	11:22:59.945
21 -	16.738	19.541	136.3	13.701	141.8	49.980	91.25	1.065	11:23:49.925
22 -	16.217	19.223	140.1	13.475	141.2	48.915 (1)	93.24		11:24:38.840
23 -	17.589	21.308	127.3	14.415	141.5	53.312	85.55	4.397	11:25:32.152
24 -	16.789	19.356	140.9	13.590	142.1	49.735	91.70	0.820	11:26:21.887
25 -	16.284	19.267	138.9	13.560	141.2	49.111	92.87	0.196	11:27:10.998
26 -	16.348	19.364	141.8	13.457	141.2	49.169	92.76	0.254	11:28:00.167
27 -	16.339	19.594	138.3	13.484	140.3	49.417	92.29	0.502	11:28:49.584
28 -	16.427	19.324	141.5	13.482	139.8	49.233	92.64	0.318	11:29:38.817
29 -	16.510	19.589	139.8	14.480	117.9	50.579	90.17	1.664	11:30:29.396

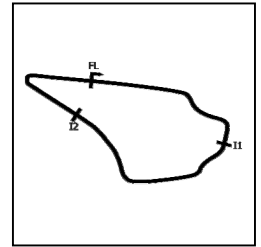
P6 4		Dan LINFOOT				Honda - Optimum Bikes Racing Ltd			
IDEAL LAP TIME : 48.798		BEST LAP TIME : 48.941		DIFFERENCE : 0.143					
LAP	SECTOR 1	SECTOR 2		SECTOR 3		LAP TIME	MPH	DIFF	TIME OF DAY
1 -	OUTLAP	21.140	136.3	14.845	131.0				11:01:49.311
2 -	17.449	20.294	138.6	14.323	128.8	52.066	87.60	3.125	11:02:41.377
3 -	16.963	19.780	140.1	13.980	134.2	50.723	89.92	1.782	11:03:32.100
4 -	17.016	20.202	140.1	13.934	135.2	51.152	89.16	2.211	11:04:23.252
5 -	16.507	19.372	140.9	13.855	135.2	49.734	91.71	0.793	11:05:12.986
6 -	16.422	19.636	140.1	13.705	135.5	49.763	91.65	0.822	11:06:02.749
7 -	16.331	19.510	138.0	14.350	134.2	50.191	90.87	1.250	11:06:52.940
8 -	16.336	19.215	141.5	13.942	136.3	49.493	92.15	0.552	11:07:42.433
9 -	16.458	19.851	139.8	13.776	136.3	50.085	91.06	1.144	11:08:32.518
10 -	16.331	19.203	141.2	13.639	135.5	49.173	92.75	0.232	11:09:21.691
11 -	16.655	20.641	135.8	13.911	134.4	51.207	89.07	2.266	11:10:12.898
12 -	16.328	19.228	140.9	15.580	130.0	51.136	89.19	2.195	11:11:04.034
13 -	16.745	19.541	139.2	13.695	136.6	49.981	91.25	1.040	11:11:54.015
14 -	16.457	19.181	139.5	13.648	136.1	49.286	92.54	0.345	11:12:43.301
15 -	16.491	20.336	135.0	14.070	133.4	50.897	89.61	1.956	11:13:34.198
16 -	16.343	19.168	141.8	13.560	135.5	49.071 (3)	92.94	0.130	11:14:23.269
17 -	16.485	20.132	135.8	13.926	136.9	50.543	90.24	1.602	11:15:13.812
18 -	16.293	19.092	141.2	13.556	136.6	48.941 (1)	93.19		11:16:02.753
19 -	17.059	21.034	119.4	20.621	31.9	58.714	77.68	9.773	11:17:01.467
20 -	OUTLAP	20.238	138.6	14.098	135.8	7:25.787	10.23	6:36.846	11:24:27.254
21 -	16.784	20.151	139.8	13.770	134.4	50.705	89.95	1.764	11:25:17.959
22 -	16.570	21.049	130.5	14.001	135.5	51.620	88.35	2.679	11:26:09.579
23 -	16.272	19.211	141.8	13.544	137.2	49.027 (2)	93.03	0.086	11:26:58.606
24 -	16.547	19.711	140.3	13.615	137.5	49.873	91.45	0.932	11:27:48.479
25 -	16.182	19.086	140.6	13.847	136.6	49.115	92.86	0.174	11:28:37.594
26 -	16.576	20.549	135.0	13.978	134.7	51.103	89.25	2.162	11:29:28.697
27 -	16.168	19.239	142.4	17.858	121.5	53.265	85.63	4.324	11:30:21.962

MCRCB BULLETIN TK002

2023 Bennetts British Superbike Championship - Round 4

2023 Pirelli National Superstock with Santander Consumer Finance

FREE PRACTICE 1 - SECTOR ANALYSIS

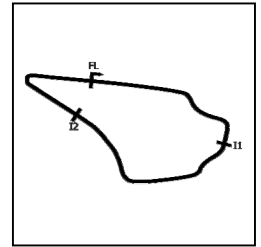


SECTOR 1 = FL to I1, SECTOR 2 = I1 to I2, SECTOR 3 = I2 to FL, DIFF = Difference To Personal Best Lap, P = Crossed Finish Line in Pit Lane, D = Time Disallowed

P7 40		Joe FRANCIS				Kawasaki - STAUFF Fluid Power / GR Motosport			
IDEAL LAP TIME : 49.026		BEST LAP TIME : 49.026		DIFFERENCE : 0.000					
LAP	SECTOR 1	SECTOR 2		SECTOR 3		LAP TIME	MPH	DIFF	TIME OF DAY
1 -	OUTLAP	21.193	136.9	14.380	133.1				11:01:40.954
2 -	18.039	21.668	138.0	14.069	133.1	53.776	84.81	4.750	11:02:34.730
3 -	16.697	19.455	139.5	13.797	134.4	49.949	91.31	0.923	11:03:24.679
4 -	16.566	19.607	140.6	13.741	134.7	49.914	91.37	0.888	11:04:14.593
5 -	17.139	20.924	126.8	17.403	43.8	55.466	82.23	6.440	11:05:10.059
6 -	OUTLAP	20.275	138.6	14.012	135.2	3:34.970	21.21	2:45.944	11:08:45.029
7 -	16.879	19.852	141.5	13.750	134.4	50.481	90.35	1.455	11:09:35.510
8 -	16.390	19.280	141.2	13.594	134.7	49.264 (2)	92.58	0.238	11:10:24.774
9 -	16.611	19.483	141.8	14.127	133.9	50.221	90.82	1.195	11:11:14.995
10 -	17.638	20.062	140.1	13.611	134.4	51.311	88.89	2.285	11:12:06.306
11 -	16.383	19.434	140.3	13.589	134.4	49.406	92.31	0.380	11:12:55.712
12 -	17.092	21.465	128.3	17.695	40.4	56.252	81.08	7.226	11:13:51.964
13 -	OUTLAP	20.434	136.9	14.267	134.4	7:45.254	9.80	6:56.228	11:21:37.218
14 -	16.678	19.963	139.2	13.861	133.9	50.502	90.31	1.476	11:22:27.720
15 -	16.301	19.211	139.8	13.514	134.7	49.026 (1)	93.03		11:23:16.746
16 -	16.594	19.483	140.3	13.957	135.2	50.034	91.16	1.008	11:24:06.780
17 -	16.878	19.956	136.1	13.915	134.2	50.749	89.87	1.723	11:24:57.529
18 -	16.492	19.290	140.6	13.546	134.7	49.328 (3)	92.46	0.302	11:25:46.857
19 -	16.844	19.750	140.9	13.742	134.4	50.336	90.61	1.310	11:26:37.193
20 -	16.642	19.753	141.8	14.137	134.7	50.532	90.26	1.506	11:27:27.725
21 -	17.965	20.929	131.3	13.880	133.6	52.774	86.42	3.748	11:28:20.499
22 -	16.566	19.433	141.2	13.689	133.9	49.688	91.79	0.662	11:29:10.187
23 -	17.060	20.086	139.8	13.853	134.2	50.999	89.43	1.973	11:30:01.186
24 -	16.619	20.572	134.2	14.193	131.8	51.384	88.76	2.358	11:30:52.570

P8 3		Billy McCONNELL				Honda - C&L Fairburn Properties Jackson Racing			
IDEAL LAP TIME : 49.118		BEST LAP TIME : 49.173		DIFFERENCE : 0.055					
LAP	SECTOR 1	SECTOR 2		SECTOR 3		LAP TIME	MPH	DIFF	TIME OF DAY
1 -	OUTLAP	21.334	131.8	14.583	131.3				11:01:27.167
2 -	17.607	20.423	135.8	14.173	132.1	52.203	87.37	3.030	11:02:19.370
3 -	17.062	19.712	138.0	14.088	132.6	50.862	89.67	1.689	11:03:10.232
4 -	17.155	19.764	137.7	14.025	132.3	50.944	89.53	1.771	11:04:01.176
5 -	16.990	20.695	132.6	14.987	116.1	52.672	86.59	3.499	11:04:53.848
6 -	17.894	20.577	136.6	13.820	133.1	52.291	87.22	3.118	11:05:46.139
7 -	16.857	19.565	139.2	13.701	133.4	50.123	90.99	0.950	11:06:36.262
8 -	16.647	19.627	139.2	13.856	132.1	50.130	90.98	0.957	11:07:26.392
9 -	17.206	21.187	136.1	18.680	34.6	57.073	79.91	7.900	11:08:23.465
10 -	OUTLAP	20.362	132.6	14.059	130.8	5:32.188	13.73	4:43.015	11:13:55.653
11 -	17.059	19.726	136.9	13.741	132.8	50.526	90.27	1.353	11:14:46.179
12 -	17.022	19.614	138.9	14.673	130.0	51.309	88.89	2.136	11:15:37.488
13 -	17.276	19.901	138.0	13.673	134.7	50.850	89.69	1.677	11:16:28.338
14 -	16.431	19.227	141.5	13.766	134.7	49.424	92.28	0.251	11:17:17.762
15 -	17.038	19.892	136.9	21.421	36.5	58.351	78.16	9.178	11:18:16.113
16 -	OUTLAP	20.325	136.9	13.808	132.3	2:38.359	28.80	1:49.186	11:20:54.472
17 -	16.605	19.441	138.9	13.652	134.4	49.698	91.77	0.525	11:21:44.170
18 -	16.801	19.984	137.7	19.613	114.9	56.398	80.87	7.225	11:22:40.568
19 -	17.694	20.744	133.9	13.883	135.2	52.321	87.17	3.148	11:23:32.889
20 -	16.348	19.280	139.5	13.545	135.2	49.173 (1)	92.75		11:24:22.062
21 -	17.280	19.869	138.3	13.582	135.0	50.731	89.90	1.558	11:25:12.793
22 -	16.346	19.626	140.1	13.622	134.7	49.594	91.96	0.421	11:26:02.387
23 -	16.412	19.248	140.6	13.625	134.4	49.285 (2)	92.54	0.112	11:26:51.672
24 -	16.362	19.341	139.8	13.585	135.0	49.288 (3)	92.54	0.115	11:27:40.960
25 -	16.568	20.419	139.5	13.879	133.1	50.866	89.66	1.693	11:28:31.826
26 -	17.862	22.001	134.4	13.751	135.2	53.614	85.07	4.441	11:29:25.440
27 -	16.494	20.010	136.9	13.672	132.6	50.176	90.90	1.003	11:30:15.616

FREE PRACTICE 1 - SECTOR ANALYSIS



SECTOR 1 = FL to I1, SECTOR 2 = I1 to I2, SECTOR 3 = I2 to FL, DIFF = Difference To Personal Best Lap, P = Crossed Finish Line in Pit Lane, D = Time Disallowed

P9 12		Luke HEDGER				Kawasaki - MAD Racing			
IDEAL LAP TIME : 49.279		BEST LAP TIME : 49.353		DIFFERENCE : 0.074					
LAP	SECTOR 1	SECTOR 2		SECTOR 3		LAP TIME	MPH	DIFF	TIME OF DAY
1 -	OUTLAP	20.326	138.0	14.709	134.4				11:00:59.378
2 -	17.398	20.100	139.5	14.572	129.8	52.070	87.59	2.717	11:01:51.448
3 -	17.465	19.755	139.5	14.127	135.5	51.347	88.82	1.994	11:02:42.795
4 -	16.798	19.757	140.9	14.021	136.1	50.576	90.18	1.223	11:03:33.371
5 -	16.595	20.156	136.1	14.295	135.5	51.046	89.35	1.693	11:04:24.417
6 -	16.596	19.601	140.3	13.898	136.6	50.095	91.04	0.742	11:05:14.512
7 -	16.519	19.471	138.6	13.854	136.9	49.844	91.50	0.491	11:06:04.356
8 -	17.011	21.958	138.0	21.779	29.8	1:00.748	75.08	11.395	11:07:05.104
9 -	OUTLAP	20.383	139.8	13.909	133.6	2:51.346	26.61	2:01.993	11:09:56.450
10 -	16.721	19.683	139.2	13.971	134.7	50.375	90.54	1.022	11:10:46.825
11 -	16.605	19.546	140.1	13.802	134.4	49.953	91.30	0.600	11:11:36.778
12 -	16.600	20.118	133.1	19.996	34.5	56.714	80.42	7.361	11:12:33.492
13 -	OUTLAP	20.166	139.2	14.021	134.2	7:42.367	9.86	6:53.014	11:20:15.859
14 -	16.607	19.497	139.8	13.815	135.0	49.919	91.37	0.566	11:21:05.778
15 -	16.523	19.386	140.6	13.703	136.6	49.612	91.93	0.259	11:21:55.390
16 -	16.451	19.302	140.3	13.600	136.6	49.353 (1)	92.41		11:22:44.743
17 -	16.377	19.317	140.6	13.700	138.3	49.394 (3)	92.34	0.041	11:23:34.137
18 -	16.448	19.332	140.9	13.609	137.5	49.389 (2)	92.35	0.036	11:24:23.526
19 -	17.009	21.222	128.3	24.041	28.7	1:02.272	73.24	12.919	11:25:25.798
20 -	OUTLAP	20.114	134.7	14.211	134.7	3:16.237	23.24	2:26.884	11:28:42.035
21 -	16.538	19.678	138.3	13.947	136.1	50.163	90.92	0.810	11:29:32.198
22 -	16.625	21.066	126.6	15.111	129.0	52.802	86.38	3.449	11:30:25.000

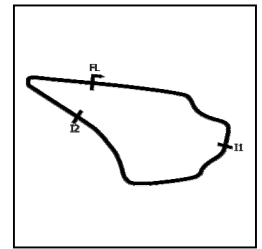
P10 51		Brayden ELLIOTT				Kawasaki - DAO Racing			
IDEAL LAP TIME : 49.453		BEST LAP TIME : 49.453		DIFFERENCE : 0.000					
LAP	SECTOR 1	SECTOR 2		SECTOR 3		LAP TIME	MPH	DIFF	TIME OF DAY
1 -	OUTLAP	21.306	134.4	14.503	131.8				11:01:37.931
2 -	17.285	19.860	139.5	14.164	131.5	51.309	88.89	1.856	11:02:29.240
3 -	16.902	19.606	139.5	14.111	133.1	50.619	90.10	1.166	11:03:19.859
4 -	16.759	19.621	138.3	14.170	132.6	50.550	90.22	1.097	11:04:10.409
5 -	16.672	19.582	139.5	13.963	134.2	50.217	90.82	0.764	11:05:00.626
6 -	16.594	19.561	134.7	14.449	135.2	50.604	90.13	1.151	11:05:51.230
7 -	17.142	20.144	134.7	14.390	135.2	51.676	88.26	2.223	11:06:42.906
8 -	16.526	19.436	139.8	13.946	134.4	49.908	91.39	0.455	11:07:32.814
9 -	16.504	19.364	140.6	13.961	135.0	49.829 (3)	91.53	0.376	11:08:22.643
10 -	17.201	20.030	139.8	14.617	130.0	51.848	87.97	2.395	11:09:14.491
11 -	16.697	19.808	133.6	14.381	132.8	50.886	89.63	1.433	11:10:05.377
12 -	16.516	19.374	139.8	14.000	133.9	49.890	91.42	0.437	11:10:55.267
13 -	16.392	19.439	140.6	13.976	133.9	49.807 (2)	91.57	0.354	11:11:45.074
14 -	16.873	20.533	131.8	18.474	39.4	55.880	81.62	6.427	11:12:40.954
15 -	OUTLAP	20.368	137.7	14.079	133.6	4:59.529	15.22	4:10.076	11:17:40.483
16 -	16.717	19.700	137.2	14.058	132.6	50.475	90.36	1.022	11:18:30.958
17 -	16.626	19.430	137.7	14.029	133.1	50.085	91.06	0.632	11:19:21.043
18 -	16.881	20.328	136.3	14.037	133.1	51.246	89.00	1.793	11:20:12.289
19 -	16.506	19.476	138.0	13.941	133.6	49.923	91.36	0.470	11:21:02.212
20 -	16.828	20.402	134.4	16.924	45.0	54.154	84.22	4.701	11:21:56.366
21 -	OUTLAP	21.791	127.8	14.221	132.3	4:04.664	18.64	3:15.211	11:26:01.030
22 -	16.530	20.774	131.3	14.018	133.6	51.322	88.87	1.869	11:26:52.352
23 -	16.382	19.280	139.8	13.791	134.4	49.453 (1)	92.23		11:27:41.805
24 -	16.400	20.321	136.3	14.252	131.5	50.973	89.48	1.520	11:28:32.778
25 -	16.773	22.376	123.8	14.239	134.4	53.388	85.43	3.935	11:29:26.166
26 -	16.429	19.707	134.7	13.941	133.9	50.077	91.08	0.624	11:30:16.243

MCRCB BULLETIN TK002

2023 Bennetts British Superbike Championship - Round 4

2023 Pirelli National Superstock with Santander Consumer Finance

FREE PRACTICE 1 - SECTOR ANALYSIS



SECTOR 1 = FL to I1, SECTOR 2 = I1 to I2, SECTOR 3 = I2 to FL, DIFF = Difference To Personal Best Lap, P = Crossed Finish Line in Pit Lane, D = Time Disallowed

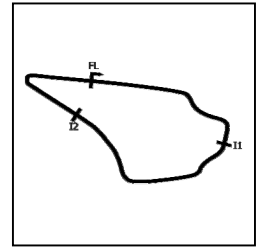
P11 55		Ash BEECH				Honda - Jones Dorling Racing			
IDEAL LAP TIME : 49.522		BEST LAP TIME : 49.581		DIFFERENCE : 0.059					
LAP	SECTOR 1	SECTOR 2	SECTOR 3	LAP TIME	MPH	DIFF	TIME OF DAY		
1 -	OUTLAP	22.706	122.9	15.362	128.0				11:01:45.427
2 -	17.949	20.338	138.9	14.261	133.1	52.548	86.79	2.967	11:02:37.975
3 -	17.228	20.005	136.3	14.121	132.3	51.354	88.81	1.773	11:03:29.329
4 -	16.891	19.599	136.6	14.127	131.5	50.617	90.11	1.036	11:04:19.946
5 -	16.810	20.336	118.1	21.575	41.0	58.721	77.67	9.140	11:05:18.667
6 -	OUTLAP	20.067	138.6	14.174	132.6	2:17.141	33.25	1:27.560	11:07:35.808
7 -	16.723	19.349	140.9	13.933	135.2	50.005	91.21	0.424	11:08:25.813
8 -	16.967	19.541	142.1	13.920	133.6	50.428	90.44	0.847	11:09:16.241
9 -	16.599	20.091	139.5	13.801	133.9	50.491	90.33	0.910	11:10:06.732
10 -	16.527	19.283	138.6	13.771	133.4	49.581 (1)	91.99		11:10:56.313
11 -	16.673	19.887	126.6	19.679	44.1	56.239	81.10	6.658	11:11:52.552
12 -	OUTLAP	26.206	137.5	14.179	132.3	4:26.877	17.09	3:37.296	11:16:19.429
13 -	17.023	19.610	138.3	22.500	93.9	59.133	77.13	9.552	11:17:18.562
14 -	17.944	19.872	140.3	13.862	135.2	51.678	88.26	2.097	11:18:10.240
15 -	16.603	19.563	140.1	13.799	134.2	49.965	91.28	0.384	11:19:00.205
16 -	16.621	19.533	141.2	14.015	133.1	50.169	90.91	0.588	11:19:50.374
17 -	16.703	19.901	138.6	20.485	124.5	57.089	79.89	7.508	11:20:47.463
18 -	17.390	19.944	137.5	14.039	133.1	51.373	88.78	1.792	11:21:38.836
19 -	16.679	19.420	140.6	14.365	134.2	50.464	90.38	0.883	11:22:29.300
20 -	16.540	19.367	140.1	13.862	134.7	49.769 (2)	91.64	0.188	11:23:19.069
21 -	19.082	22.077	132.6	14.273	132.8	55.432	82.28	5.851	11:24:14.501
22 -	17.247	28.136	117.7	14.267	133.9	59.650	76.46	10.069	11:25:14.151
23 -	16.798	19.452	139.2	20.992	128.8	57.242	79.68	7.661	11:26:11.393
24 -	16.991	20.050	135.5	14.134	133.1	51.175	89.12	1.594	11:27:02.568
25 -	17.491	32.967	74.5	15.386	131.8	1:05.844	69.27	16.263	11:28:08.412
26 -	16.703	19.454	137.7	13.962	133.4	50.119	91.00	0.538	11:28:58.531
27 -	16.468	19.466	139.5	13.936	133.6	49.870 (3)	91.46	0.289	11:29:48.401
28 -	26.728	23.869	108.5	14.958	124.7	1:05.555	69.57	15.974	11:30:53.956

MCRCB BULLETIN TK002

2023 Bennetts British Superbike Championship - Round 4

2023 Pirelli National Superstock with Santander Consumer Finance

FREE PRACTICE 1 - SECTOR ANALYSIS



SECTOR 1 = FL to I1, SECTOR 2 = I1 to I2, SECTOR 3 = I2 to FL, DIFF = Difference To Personal Best Lap, P = Crossed Finish Line in Pit Lane, D = Time Disallowed

P12 99		Ben LUXTON				Honda - Ben Luxton Racing			
IDEAL LAP TIME : 49.532		BEST LAP TIME : 49.605		DIFFERENCE : 0.073					
LAP	SECTOR 1	SECTOR 2		SECTOR 3		LAP TIME	MPH	DIFF	TIME OF DAY
1 -	OUTLAP	21.558	136.9	14.383	133.6				11:01:30.848
2 -	17.318	20.245	139.8	14.107	134.4	51.670	88.27	2.065	11:02:22.518
3 -	16.937	19.648	143.0	13.796	135.5	50.381	90.53	0.776	11:03:12.899
4 -	16.803	19.589	143.0	14.514	135.5	50.906	89.59	1.301	11:04:03.805
5 -	17.022	19.696	141.2	14.224	135.8	50.942	89.53	1.337	11:04:54.747
6 -	17.429	20.520	139.5	14.128	136.1	52.077	87.58	2.472	11:05:46.824
7 -	16.823	19.575	141.2	13.860	134.4	50.258	90.75	0.653	11:06:37.082
8 -	16.955	19.653	138.9	13.881	135.5	50.489	90.33	0.884	11:07:27.571
9 -	16.799	19.642	142.7	14.141	134.4	50.582	90.17	0.977	11:08:18.153
10 -	17.597	20.547	141.5	13.770	136.3	51.914	87.85	2.309	11:09:10.067
11 -	16.968	22.310	115.9	21.502	32.3	1:00.780	75.04	11.175	11:10:10.847
12 -	OUTLAP	20.794	140.6	13.994	133.9	5:16.355	14.41	4:26.750	11:15:27.202
13 -	16.799	19.435	141.8	13.729	134.7	49.963	91.28	0.358	11:16:17.165
14 -	16.660	19.441	143.0	13.603	135.8	49.704 (2)	91.76	0.099	11:17:06.869
15 -	16.551	19.558	141.5	13.840	133.9	49.949 (3)	91.31	0.344	11:17:56.818
16 -	16.638	19.537	140.6	13.836	136.3	50.011	91.20	0.406	11:18:46.829
17 -	16.612	26.663	101.2	14.523	133.6	57.798	78.91	8.193	11:19:44.627
18 -	16.839	20.137	135.8	13.930	135.2	50.906	89.59	1.301	11:20:35.533
19 -	16.642	19.544	143.0	13.789	136.1	49.975	91.26	0.370	11:21:25.508
20 -	17.654	20.239	139.5	14.030	129.5	51.923	87.84	2.318	11:22:17.431
21 -	18.073	23.927	124.5	14.338	135.2	56.338	80.95	6.733	11:23:13.769
22 -	16.748	19.608	141.8	13.864	134.2	50.220	90.82	0.615	11:24:03.989
23 -	18.041	27.128	130.8	13.984	135.5	59.153	77.10	9.548	11:25:03.142
24 -	16.937	22.528	136.6	14.130	135.5	53.595	85.10	3.990	11:25:56.737
25 -	16.699	20.004	138.6	14.022	135.0	50.725	89.91	1.120	11:26:47.462
26 -	16.541	19.388	144.0	13.676	135.8	49.605 (1)	91.94		11:27:37.067
27 -	17.686	22.686	135.5	13.943	133.1	54.315	83.97	4.710	11:28:31.382
28 -	17.030	21.130	138.3	14.342	130.8	52.502	86.87	2.897	11:29:23.884
29 -	17.193	21.236	132.6	14.409	133.6	52.838	86.32	3.233	11:30:16.722

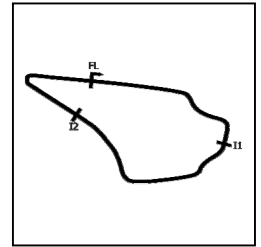
P13 54		Franco BOURNE				Honda - Marvel HCL Motorsport			
IDEAL LAP TIME : 49.402		BEST LAP TIME : 49.716		DIFFERENCE : 0.314					
LAP	SECTOR 1	SECTOR 2		SECTOR 3		LAP TIME	MPH	DIFF	TIME OF DAY
1 -									11:02:45.130
2 -						50.808	89.77	1.092	11:03:35.938
3 -						51.154	89.16	1.438	11:04:27.092
4 -						50.518	90.28	0.802	11:05:17.610
5 -	OUTLAP	20.119	140.3	14.085	135.0	4:31.608	16.79	3:41.892	11:09:49.218
6 -	16.862	19.510	141.5	13.714	136.6	50.086	91.06	0.370	11:10:39.304
7 -	16.667	19.469	143.0	13.923	136.3	50.059	91.11	0.343	11:11:29.363
8 -	16.876	19.354	141.5	13.768	136.6	49.998	91.22	0.282	11:12:19.361
9 -	16.470	19.577	140.1	13.969	136.9	50.016	91.19	0.300	11:13:09.377
10 -	16.747	19.386	140.1	13.748	136.3	49.881 (3)	91.43	0.165	11:13:59.258
11 -	16.636	19.508	140.9	13.830	135.8	49.974	91.26	0.258	11:14:49.232
12 -	16.558	19.563	138.9	19.837	31.7	55.958	81.50	6.242	11:15:45.190
13 -	OUTLAP	19.767	142.7	13.944	136.6	5:56.949	12.77	5:07.233	11:21:42.139
14 -	17.148	19.614	134.7	13.884	136.1	50.646	90.05	0.930	11:22:32.785
15 -	16.602	19.577	138.6	13.798	135.5	49.977	91.26	0.261	11:23:22.762
16 -	16.446	19.448	137.7	13.822	135.8	49.716 (1)	91.74		11:24:12.478
17 -	16.334	19.596	136.6	13.853	135.8	49.783 (2)	91.61	0.067	11:25:02.261
18 -	17.466	21.760	138.9	13.948	136.3	53.174	85.77	3.458	11:25:55.435
19 -	16.724	20.650	135.0	19.847	36.7	57.221	79.71	7.505	11:26:52.656

MCRCB BULLETIN TK002

2023 Bennetts British Superbike Championship - Round 4

2023 Pirelli National Superstock with Santander Consumer Finance

FREE PRACTICE 1 - SECTOR ANALYSIS



SECTOR 1 = FL to I1, SECTOR 2 = I1 to I2, SECTOR 3 = I2 to FL, DIFF = Difference To Personal Best Lap, P = Crossed Finish Line in Pit Lane, D = Time Disallowed

P14 77		Brent HARRAN				Honda - Optimum Bikes Racing Ltd			
IDEAL LAP TIME : 49.623		BEST LAP TIME : 49.719		DIFFERENCE : 0.096					
LAP	SECTOR 1	SECTOR 2		SECTOR 3		LAP TIME	MPH	DIFF	TIME OF DAY
1 -	OUTLAP	21.843	135.8	14.472	134.2				11:01:44.326
2 -	17.404	20.096	140.3	14.260	133.6	51.760	88.12	2.041	11:02:36.086
3 -	17.501	19.972	139.8	14.115	132.6	51.588	88.41	1.869	11:03:27.674
4 -	16.919	19.824	139.8	14.013	133.9	50.756	89.86	1.037	11:04:18.430
5 -	16.741	19.658	141.5	13.784	135.2	50.183	90.88	0.464	11:05:08.613
6 -	16.679	19.685	141.5	13.828	134.4	50.192	90.87	0.473	11:05:58.805
7 -	16.780	19.750	140.3	13.827	135.2	50.357	90.57	0.638	11:06:49.162
8 -	16.625	19.591	142.4	13.908	133.4	50.124	90.99	0.405	11:07:39.286
9 -	16.596	19.753	141.8	13.879	134.4	50.228	90.80	0.509	11:08:29.514
10 -	16.513	23.346	103.2	14.520	135.5	54.379	83.87	4.660	11:09:23.893
11 -	16.577	19.597	142.1	13.877	136.6	50.051	91.12	0.332	11:10:13.944
12 -	16.611	19.464	143.0	19.669	39.1	55.744	81.82	6.025	11:11:09.688
13 -	OUTLAP	20.227	138.9	14.202	134.4	2:46.389	27.41	1:56.670	11:13:56.077
14 -	16.949	19.637	140.9	13.852	136.1	50.438	90.43	0.719	11:14:46.515
15 -	17.045	19.562	142.7	14.387	132.3	50.994	89.44	1.275	11:15:37.509
16 -	16.657	19.583	140.3	13.891	135.2	50.131	90.98	0.412	11:16:27.640
17 -	16.478	19.597	142.4	13.798	136.6	49.873 (2)	91.45	0.154	11:17:17.513
18 -	16.403	19.501	141.5	13.815	136.3	49.719 (1)	91.73		11:18:07.232
19 -	16.471	19.625	137.2	14.015	133.6	50.111	91.02	0.392	11:18:57.343
20 -	16.755	19.642	140.9	13.868	136.1	50.265	90.74	0.546	11:19:47.608
21 -	16.383	20.892	141.5	13.776	137.2	51.051	89.34	1.332	11:20:38.659
22 -	16.972	24.789	93.7	17.515	131.5	59.276	76.94	9.557	11:21:37.935
23 -	17.041	19.676	140.6	14.002	135.0	50.719	89.92	1.000	11:22:28.654
24 -	16.628	19.570	140.9	13.831	136.9	50.029	91.16	0.310	11:23:18.683
25 -	16.548	19.499	141.8	13.866	135.8	49.913 (3)	91.38	0.194	11:24:08.596
26 -	17.108	23.719	130.5	14.139	136.3	54.966	82.98	5.247	11:25:03.562
27 -	17.646	20.748	142.1	13.960	132.6	52.354	87.12	2.635	11:25:55.916
28 -	16.630	19.961	140.3	13.848	135.5	50.439	90.42	0.720	11:26:46.355
29 -	16.523	19.544	141.2	13.859	133.1	49.926	91.35	0.207	11:27:36.281
30 -	17.973	26.065	128.3	20.590	37.8	1:04.628	70.57	14.909	11:28:40.909

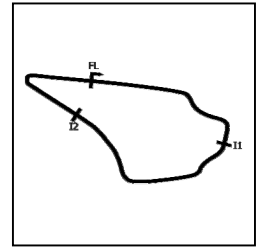
P15 59		Matt TRUELOVE				Honda - TAG Racing			
IDEAL LAP TIME : 49.744		BEST LAP TIME : 49.777		DIFFERENCE : 0.033					
LAP	SECTOR 1	SECTOR 2		SECTOR 3		LAP TIME	MPH	DIFF	TIME OF DAY
1 -	OUTLAP	20.584	137.7	14.418	131.0				11:00:58.509
2 -	18.031	20.023	136.9	14.052	132.1	52.106	87.53	2.329	11:01:50.615
3 -	16.964	19.884	138.3	14.144	131.0	50.992	89.44	1.215	11:02:41.607
4 -	17.125	19.815	138.0	13.906	131.3	50.846	89.70	1.069	11:03:32.453
5 -	16.945	20.326	137.7	14.015	132.8	51.286	88.93	1.509	11:04:23.739
6 -	16.668	19.618	137.2	13.902	132.6	50.188	90.88	0.411	11:05:13.927
7 -	16.620	19.685	139.2	15.097	102.2	51.402	88.73	1.625	11:06:05.329
8 -	19.294	20.228	136.3	13.888	131.3	53.410	85.39	3.633	11:06:58.739
9 -	16.846	19.613	138.6	13.911	131.3	50.370	90.55	0.593	11:07:49.109
10 -	16.729	19.988	129.5	20.038	44.7	56.755	80.36	6.978	11:08:45.864
11 -	OUTLAP	20.197	134.7	14.122	132.1	8:50.423	8.59	8:00.646	11:17:36.287
12 -	16.724	19.620	137.7	14.221	130.3	50.565	90.20	0.788	11:18:26.852
13 -	16.504	19.475	138.6	13.810	132.1	49.789 (2)	91.60	0.012	11:19:16.641
14 -	16.736	22.818	117.5	19.711	44.8	59.265	76.96	9.488	11:20:15.906
15 -	OUTLAP	19.946	135.2	13.906	132.8	3:25.037 D	22.24	2:35.260	11:23:40.943
16 -	16.474	19.476	138.9	13.827	131.3	49.777 (1)	91.63		11:24:30.720
17 -	16.516	19.511	138.0	13.900	132.1	49.927	91.35	0.150	11:25:20.647
18 -	16.459	19.552	138.3	13.877	133.6	49.888 (3)	91.42	0.111	11:26:10.535
19 -	18.956	26.894	85.0	16.195	133.6	1:02.045	73.51	12.268	11:27:12.580
20 -	16.582	22.443	100.3	15.452	132.1	54.477	83.72	4.700	11:28:07.057
21 -	16.475	22.822	112.2	20.720	45.2	1:00.017	75.99	10.240	11:29:07.074

MCRCB BULLETIN TK002

2023 Bennetts British Superbike Championship - Round 4

2023 Pirelli National Superstock with Santander Consumer Finance

FREE PRACTICE 1 - SECTOR ANALYSIS



SECTOR 1 = FL to I1, SECTOR 2 = I1 to I2, SECTOR 3 = I2 to FL, DIFF = Difference To Personal Best Lap, P = Crossed Finish Line in Pit Lane, D = Time Disallowed

P16 18		Shaun WINFIELD				Honda - TAG Racing			
IDEAL LAP TIME : 49.762		BEST LAP TIME : 49.872		DIFFERENCE : 0.110					
LAP	SECTOR 1	SECTOR 2		SECTOR 3		LAP TIME	MPH	DIFF	TIME OF DAY
1 -	OUTLAP	20.563	139.2	14.572	132.1				11:00:59.758
2 -	17.723	19.907	141.2	14.266	132.8	51.896	87.88	2.024	11:01:51.654
3 -	17.574	19.788	140.3	14.224	134.2	51.586	88.41	1.714	11:02:43.240
4 -	17.092	19.550	143.3	13.930	135.0	50.572	90.19	0.700	11:03:33.812
5 -	16.834	19.596	135.0	14.392	133.9	50.822	89.74	0.950	11:04:24.634
6 -	16.815	19.470	143.3	13.927	135.5	50.212	90.83	0.340	11:05:14.846
7 -	16.684	19.652	141.5	14.076	134.4	50.412	90.47	0.540	11:06:05.258
8 -	17.485	19.993	138.0	16.660	40.8	54.138	84.24	4.266	11:06:59.396
9 -	OUTLAP	21.529	141.5	14.198	132.1	8:53.811	8.54	8:03.939	11:15:53.207
10 -	17.002	19.502	142.1	13.896	133.1	50.400	90.49	0.528	11:16:43.607
11 -	16.841	19.623	141.5	14.062	132.3	50.526	90.27	0.654	11:17:34.133
12 -	16.931	19.714	141.8	13.775	135.0	50.420	90.46	0.548	11:18:24.553
13 -	16.711	19.434	142.7	13.727	135.0	49.872 (1)	91.45		11:19:14.425
14 -	16.731	19.406	141.8	13.819	133.9	49.956 (2)	91.30	0.084	11:20:04.381
15 -	16.732	19.679	139.5	13.936	135.0	50.347	90.59	0.475	11:20:54.728
16 -	16.876	19.538	142.1	13.672	136.6	50.086 (3)	91.06	0.214	11:21:44.814
17 -	16.730	20.913	114.3	19.636	41.4	57.279	79.62	7.407	11:22:42.093
18 -	OUTLAP	25.863	136.6	14.324	133.6	5:22.475	14.14	4:32.603	11:28:04.568
19 -	16.772	21.429	99.8	14.503	131.8	52.704	86.54	2.832	11:28:57.272
20 -	17.038	19.824	139.5	13.985	131.0	50.847	89.70	0.975	11:29:48.119
21 -	16.864	19.913	140.9	13.943	133.6	50.720	89.92	0.848	11:30:38.839

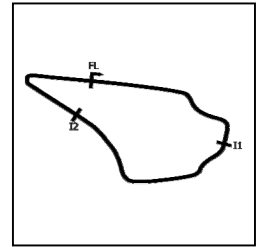
P17 23		David ALLINGHAM				- SMS Racing			
IDEAL LAP TIME : 49.797		BEST LAP TIME : 49.882		DIFFERENCE : 0.085					
LAP	SECTOR 1	SECTOR 2		SECTOR 3		LAP TIME	MPH	DIFF	TIME OF DAY
1 -	OUTLAP	21.692	131.0	15.439	131.8				11:03:08.735
2 -	18.701	21.185	135.5	14.763	135.0	54.649	83.46	4.767	11:04:03.384
3 -	17.082	19.754	139.5	14.233	136.1	51.069	89.31	1.187	11:04:54.453
4 -	17.496	20.535	140.6	13.984	136.6	52.015	87.68	2.133	11:05:46.468
5 -	16.849	19.573	142.7	13.819	136.1	50.241	90.78	0.359	11:06:36.709
6 -	16.639	19.698	142.4	13.861	135.8	50.198	90.86	0.316	11:07:26.907
7 -	16.858	19.975	141.2	14.120	135.0	50.953	89.51	1.071	11:08:17.860
8 -	16.715	19.453	142.7	13.905	135.8	50.073	91.08	0.191	11:09:07.933
9 -	17.130	20.827	134.4	19.653	30.8	57.610	79.17	7.728	11:10:05.543
10 -	OUTLAP	21.505	136.1	14.749	133.1	4:03.960	18.69	3:14.078	11:14:09.503
11 -	17.717	20.386	138.9	14.425	136.1	52.528	86.83	2.646	11:15:02.031
12 -	16.815	19.695	140.6	13.929	135.5	50.439	90.42	0.557	11:15:52.470
13 -	16.660	19.481	141.5	13.857	134.7	49.998	91.22	0.116	11:16:42.468
14 -	16.779	19.638	140.9	13.907	135.8	50.324	90.63	0.442	11:17:32.792
15 -	16.538	19.535	140.1	13.830	136.9	49.903 (3)	91.39	0.021	11:18:22.695
16 -	16.525	19.500	141.5	13.877	135.8	49.902 (2)	91.40	0.020	11:19:12.597
17 -	16.531	19.520	141.2	13.831	135.8	49.882 (1)	91.43		11:20:02.479
18 -	17.255	21.086	126.8	21.264	33.4	59.605	76.52	9.723	11:21:02.084
19 -	OUTLAP	22.421	129.0	14.867	135.5	5:27.612	13.92	4:37.730	11:26:29.696
20 -	17.090	20.036	140.1	13.989	136.1	51.115	89.23	1.233	11:27:20.811
21 -	16.734	19.513	140.6	13.969	134.2	50.216	90.82	0.334	11:28:11.027
22 -	16.978	20.228	140.1	14.123	133.4	51.329	88.86	1.447	11:29:02.356
23 -	17.418	19.823	139.5	14.192	133.6	51.433	88.68	1.551	11:29:53.789
24 -	16.551	19.608	140.3	13.852	136.1	50.011	91.20	0.129	11:30:43.800

MCRCB BULLETIN TK002

2023 Bennetts British Superbike Championship - Round 4

2023 Pirelli National Superstock with Santander Consumer Finance

FREE PRACTICE 1 - SECTOR ANALYSIS

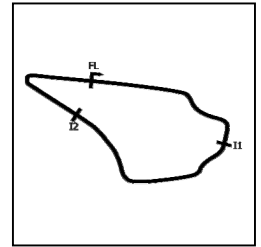


SECTOR 1 = FL to I1, SECTOR 2 = I1 to I2, SECTOR 3 = I2 to FL, DIFF = Difference To Personal Best Lap, P = Crossed Finish Line in Pit Lane, D = Time Disallowed

P18 7		Kade VERWEY				BMW - Team XG Racing			
IDEAL LAP TIME : 49.951		BEST LAP TIME : 49.958		DIFFERENCE : 0.007					
LAP	SECTOR 1	SECTOR 2		SECTOR 3		LAP TIME	MPH	DIFF	TIME OF DAY
1 -	OUTLAP	20.716	136.3	14.837	135.0				11:03:41.644
2 -	17.601	20.090	137.7	14.449	133.1	52.140	87.47	2.182	11:04:33.784
3 -	17.287	19.768	141.2	14.017	136.1	51.072	89.30	1.114	11:05:24.856
4 -	16.971	19.802	141.8	14.047	132.3	50.820	89.75	0.862	11:06:15.676
5 -	17.210	20.032	137.2	19.744	33.0	56.986	80.03	7.028	11:07:12.662
6 -	OUTLAP	20.018	138.3	14.246	135.8	1:31.689	49.74	41.731	11:08:44.351
7 -	17.216	19.979	138.6	14.190	136.3	51.385	88.76	1.427	11:09:35.736
8 -	16.858	19.591	141.8	13.665	135.5	50.114 (3)	91.01	0.156	11:10:25.850
9 -	16.866	19.611	139.5	14.069	136.3	50.546	90.23	0.588	11:11:16.396
10 -	17.186	20.460	140.3	13.771	136.1	51.417	88.70	1.459	11:12:07.813
11 -	17.289	20.151	137.5	13.961	135.8	51.401	88.73	1.443	11:12:59.214
12 -	16.718	19.578	140.1	13.662	135.8	49.958 (1)	91.29		11:13:49.172
13 -	17.268	21.520	116.3	19.925	32.4	58.713	77.68	8.755	11:14:47.885
14 -	OUTLAP	22.286	138.9	14.208	134.4	7:49.791	9.70	6:59.833	11:22:37.676
15 -	17.049	19.770	139.8	13.714	136.1	50.533	90.26	0.575	11:23:28.209
16 -	16.711	19.654	140.1	13.721	135.8	50.086 (2)	91.06	0.128	11:24:18.295
17 -	16.910	23.846	89.0	23.892	31.7	1:04.648	70.55	14.690	11:25:22.943
18 -	OUTLAP	20.469	138.9	14.274	135.2	3:09.106	24.11	2:19.148	11:28:32.049
19 -	17.046	19.876	140.3	13.716	135.2	50.638	90.07	0.680	11:29:22.687

P19 80		Callum BEY				Suzuki - FilterLogic by EightZero Racing			
IDEAL LAP TIME : 49.825		BEST LAP TIME : 49.962		DIFFERENCE : 0.137					
LAP	SECTOR 1	SECTOR 2		SECTOR 3		LAP TIME	MPH	DIFF	TIME OF DAY
1 -	OUTLAP	22.369	132.8	15.079	130.0				11:01:45.885
2 -	17.825	20.397	136.9	14.379	132.8	52.601	86.71	2.639	11:02:38.486
3 -	17.009	20.481	137.2	14.339	132.8	51.829	88.00	1.867	11:03:30.315
4 -	16.788	19.560	137.5	14.110	133.4	50.458	90.39	0.496	11:04:20.773
5 -	16.807	19.762	135.0	13.881	132.3	50.450	90.40	0.488	11:05:11.223
6 -	17.460	20.992	135.8	14.079	131.0	52.531	86.82	2.569	11:06:03.754
7 -	16.887	19.729	136.9	15.307	95.1	51.923	87.84	1.961	11:06:55.677
8 -	21.872	19.753	137.7	14.236	124.5	55.861	81.65	5.899	11:07:51.538
9 -	17.010	19.617	137.7	14.089	130.8	50.716	89.93	0.754	11:08:42.254
10 -	17.468	22.554	93.4	14.634	132.8	54.656	83.45	4.694	11:09:36.910
11 -	16.730	19.589	137.5	13.898	129.5	50.217	90.82	0.255	11:10:27.127
12 -	16.735	19.668	136.1	13.893	132.1	50.296	90.68	0.334	11:11:17.423
13 -	17.918	22.411	110.7	20.215	30.1	1:00.544	75.33	10.582	11:12:17.967
14 -	OUTLAP	23.657	106.0	18.358	93.8	6:43.460	11.30	5:53.498	11:19:01.427
15 -	18.255	20.178	132.6	14.253	129.8	52.686	86.57	2.724	11:19:54.113
16 -	16.783	19.592	137.7	15.272	130.8	51.647	88.31	1.685	11:20:45.760
17 -	16.941	20.277	137.7	14.700	131.0	51.918	87.85	1.956	11:21:37.678
18 -	16.569	19.843	137.5	14.070	131.5	50.482	90.35	0.520	11:22:28.160
19 -	16.554	19.499	137.2	13.909	133.1	49.962 (1)	91.29		11:23:18.122
20 -	16.744	19.493	137.7	13.778	133.6	50.015 (2)	91.19	0.053	11:24:08.137
21 -	17.312	23.277	103.8	14.693	132.8	55.282	82.50	5.320	11:25:03.419
22 -	17.798	21.884	131.8	14.146	133.9	53.828	84.73	3.866	11:25:57.247
23 -	16.672	19.859	136.3	14.165	131.8	50.696	89.96	0.734	11:26:47.943
24 -	16.755	19.585	138.0	14.009	131.5	50.349	90.58	0.387	11:27:38.292
25 -	18.386	23.882	105.1	22.196	31.6	1:04.464	70.75	14.502	11:28:42.756
26 -	OUTLAP	20.736	135.0	14.037	132.8	1:12.462	62.94	22.500	11:29:55.218
27 -	16.652	19.567	138.3	13.914	130.3	50.133 (3)	90.98	0.171	11:30:45.351

FREE PRACTICE 1 - SECTOR ANALYSIS



SECTOR 1 = FL to I1, SECTOR 2 = I1 to I2, SECTOR 3 = I2 to FL, DIFF = Difference To Personal Best Lap, P = Crossed Finish Line in Pit Lane, D = Time Disallowed

P20 45		Scott SWANN				Yamaha - Swann Racing			
IDEAL LAP TIME : 49.828		BEST LAP TIME : 50.011		DIFFERENCE : 0.183					
LAP	SECTOR 1	SECTOR 2		SECTOR 3		LAP TIME	MPH	DIFF	TIME OF DAY
1 -	OUTLAP	22.580	125.6	15.473	131.3				11:01:32.303
2 -	18.257	20.843	139.8	14.332	134.2	53.432	85.36	3.421	11:02:25.735
3 -	17.271	20.235	138.3	14.055	132.6	51.561	88.46	1.550	11:03:17.296
4 -	17.190	20.063	139.5	14.047	132.6	51.300	88.91	1.289	11:04:08.596
5 -	16.978	19.785	140.6	13.905	133.6	50.668	90.01	0.657	11:04:59.264
6 -	17.255	19.970	137.7	14.143	133.4	51.368	88.79	1.357	11:05:50.632
7 -	16.636	19.697	139.8	14.045	132.6	50.378	90.53	0.367	11:06:41.010
8 -	16.596	19.820	140.1	15.624	133.1	52.040	87.64	2.029	11:07:33.050
9 -	17.037	19.675	141.2	13.829	135.0	50.541	90.24	0.530	11:08:23.591
10 -	16.594	19.850	143.0	13.964	133.1	50.408	90.48	0.397	11:09:13.999
11 -	16.564	19.633	140.1	14.047	132.3	50.244 (3)	90.77	0.233	11:10:04.243
12 -	16.517	19.899	139.8	13.737	132.6	50.153 (2)	90.94	0.142	11:10:54.396
13 -	16.705	19.611	138.9	14.035	130.8	50.351	90.58	0.340	11:11:44.747
14 -	16.504	19.587	139.2	13.920	126.3	50.011 (1)	91.20		11:12:34.758
15 -	18.831	22.566	117.9	18.941	37.3	1:00.338	75.59	10.327	11:13:35.096
16 -	OUTLAP	25.263	93.7	21.358	37.3	7:55.976	9.58	7:05.965	11:21:31.072

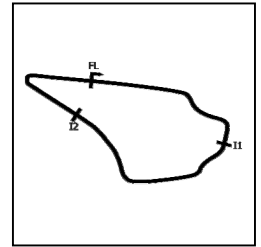
P21 11		Simon REID				Honda - C&L Fairburn Properties Jackson Racing			
IDEAL LAP TIME : 50.002		BEST LAP TIME : 50.286		DIFFERENCE : 0.284					
LAP	SECTOR 1	SECTOR 2		SECTOR 3		LAP TIME	MPH	DIFF	TIME OF DAY
1 -	OUTLAP	21.805	131.0	15.261	131.0				11:01:29.749
2 -	17.923	20.626	135.2	14.603	130.5	53.152	85.81	2.866	11:02:22.901
3 -	17.473	20.215	135.5	14.812	129.0	52.500	86.87	2.214	11:03:15.401
4 -	17.491	20.333	136.9	14.576	129.8	52.400	87.04	2.114	11:04:07.801
5 -	17.383	19.968	138.0	13.817	131.8	51.168	89.13	0.882	11:04:58.969
6 -	17.275	20.232	134.4	14.629	131.3	52.136	87.48	1.850	11:05:51.105
7 -	17.009	20.329	136.9	14.326	131.3	51.664	88.28	1.378	11:06:42.769
8 -	17.300	19.936	139.8	14.309	130.3	51.545	88.48	1.259	11:07:34.314
9 -	17.073	20.011	139.8	14.224	131.8	51.308	88.89	1.022	11:08:25.622
10 -	16.854	19.695	139.5	14.268	130.3	50.817	89.75	0.531	11:09:16.439
11 -	16.816	21.030	131.0	20.495	34.6	58.341	78.18	8.055	11:10:14.780
12 -	OUTLAP	20.875	136.3	14.599	128.3	5:24.522	14.05	4:34.236	11:15:39.302
13 -	17.362	20.170	138.3	14.083	131.0	51.615	88.36	1.329	11:16:30.917
14 -	16.690	19.735	140.3	13.987	131.8	50.412	90.47	0.126	11:17:21.329
15 -	16.598	19.742	141.8	13.949	130.8	50.289 (2)	90.69	0.003	11:18:11.618
16 -	16.624	19.727	140.3	20.904	38.4	57.255	79.66	6.969	11:19:08.873
17 -	OUTLAP	20.917	134.7	14.429	129.8	2:58.660	25.52	2:08.374	11:22:07.533
18 -	16.980	20.434	128.8	14.501	129.0	51.915	87.85	1.629	11:22:59.448
19 -	17.446	19.905	136.9	14.269	132.1	51.620	88.35	1.334	11:23:51.068
20 -	17.282	20.121	135.8	14.170	130.5	51.573	88.43	1.287	11:24:42.641
21 -	16.779	19.718	140.1	13.925	132.3	50.422	90.45	0.136	11:25:33.063
22 -	16.769	19.587	140.3	13.930	134.2	50.286 (1)	90.70		11:26:23.349
23 -	19.142	23.853	94.3	21.757	33.3	1:04.752	70.43	14.466	11:27:28.101
24 -	OUTLAP	21.356	135.5	14.592	128.8	2:29.173	30.57	1:38.887	11:29:57.274
25 -	16.787	19.725	139.5	13.817	133.4	50.329 (3)	90.62	0.043	11:30:47.603

MCRCB BULLETIN TK002

2023 Bennetts British Superbike Championship - Round 4

2023 Pirelli National Superstock with Santander Consumer Finance

FREE PRACTICE 1 - SECTOR ANALYSIS



SECTOR 1 = FL to I1, SECTOR 2 = I1 to I2, SECTOR 3 = I2 to FL, DIFF = Difference To Personal Best Lap, P = Crossed Finish Line in Pit Lane, D = Time Disallowed

P22 13		Lewis PATERSON				Suzuki - LP Factory Racing			
IDEAL LAP TIME : 50.278		BEST LAP TIME : 50.360		DIFFERENCE : 0.082					
LAP	SECTOR 1	SECTOR 2		SECTOR 3		LAP TIME	MPH	DIFF	TIME OF DAY
1 -	OUTLAP	20.963	135.5	14.783	130.8				11:01:01.790
2 -	17.332	20.083	137.2	14.209	130.5	51.624	88.35	1.264	11:01:53.414
3 -	17.163	19.878	138.9	14.430	131.8	51.471	88.61	1.111	11:02:44.885
4 -	16.976	19.801	137.2	14.097	131.3	50.874 D	89.65	0.514	11:03:35.759
5 -	16.813	19.807	137.5	14.311	131.5	50.934 D	89.55	0.571	11:04:26.690
6 -	16.813	20.569	140.3	14.204	130.8	51.586	88.41	1.226	11:05:18.276
7 -	16.847	19.797	139.2	14.142	131.8	50.786 D	89.81	0.426	11:06:09.062
8 -	16.761	19.720	137.7	14.119	131.0	50.600 (3)	90.14	0.240	11:06:59.662
9 -	16.755	20.113	135.8	21.196	27.7	58.064	78.55	7.704	11:07:57.726
10 -	OUTLAP	21.316	136.3	14.318	131.8	4:52.934	15.57	4:02.574	11:12:50.660
11 -	16.920	19.924	136.6	14.142	129.0	50.986	89.45	0.626	11:13:41.646
12 -	16.745	19.692	136.6	13.923	131.3	50.360 (1)	90.57		11:14:32.006
13 -	16.790	23.298	93.5	15.541	131.8	55.629	81.99	5.269	11:15:27.635
14 -	16.914	19.723	138.3	14.146	126.3	50.783	89.81	0.423	11:16:18.418
15 -	17.156	23.207	87.3	17.074	131.8	57.437	79.41	7.077	11:17:15.855
16 -	16.712	19.643	138.0	14.010	127.8	50.365 (2)	90.56	0.005	11:18:06.220
17 -	16.998	20.878	134.7	15.249	125.9	53.125	85.85	2.765	11:18:59.345
18 -	16.939	19.821	138.6	14.386	131.5	51.146	89.17	0.786	11:19:50.491
19 -	17.143	20.501	136.1	14.392	131.3	52.036	87.65	1.676	11:20:42.527
20 -	17.681	25.529	121.5	14.656	131.0	57.866	78.82	7.506	11:21:40.393
21 -	17.021	20.025	136.9	14.328	130.3	51.374	88.78	1.014	11:22:31.767
22 -	17.166	21.282	135.5	14.317	131.8	52.765	86.44	2.405	11:23:24.532
23 -	17.820	24.399	117.9	14.440	131.3	56.659	80.50	6.299	11:24:21.191

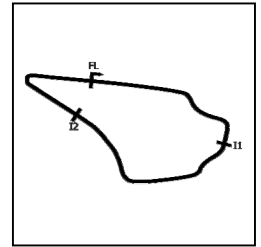
P23 17		Matty WHELAN				Suzuki - Milestone by ATS Racing			
IDEAL LAP TIME : 50.630		BEST LAP TIME : 51.020		DIFFERENCE : 0.390					
LAP	SECTOR 1	SECTOR 2		SECTOR 3		LAP TIME	MPH	DIFF	TIME OF DAY
1 -	OUTLAP	22.018	124.5	14.923	128.0				11:02:49.355
2 -	17.688	20.616	130.8	14.972	124.7	53.276	85.61	2.256	11:03:42.631
3 -	17.972	20.321	134.7	14.252	129.5	52.545	86.80	1.525	11:04:35.176
4 -	17.466	20.182	137.7	14.516	128.3	52.164	87.43	1.144	11:05:27.340
5 -	17.300	20.292	135.0	14.043	129.8	51.635	88.33	0.615	11:06:18.975
6 -	17.266	20.388	134.7	14.387	128.0	52.041	87.64	1.021	11:07:11.016
7 -	17.330	20.175	135.0	14.365	127.5	51.870	87.93	0.850	11:08:02.886
8 -	17.321	19.838	136.3	13.938	125.6	51.097 (3)	89.26	0.077	11:08:53.983
9 -	17.297	20.090	136.9	14.008	127.5	51.395	88.74	0.375	11:09:45.378
10 -	17.334	20.340	133.4	14.241	128.0	51.915	87.85	0.895	11:10:37.293
11 -	17.392	20.287	136.3	14.120	126.8	51.799	88.05	0.779	11:11:29.092
12 -	17.445	20.075	136.6	14.255	128.5	51.775	88.09	0.755	11:12:20.867
13 -	17.262	20.327	136.1	26.646	27.2	1:04.235	71.00	13.215	11:13:25.102
14 -	OUTLAP	20.294	131.0	14.042	127.5	1:12.359	63.03	21.339	11:14:37.461
15 -	17.314	20.190	134.7	14.421	126.6	51.925	87.84	0.905	11:15:29.386
16 -	17.221	20.106	135.5	14.215	130.0	51.542	88.49	0.522	11:16:20.928
17 -	17.468	20.199	136.3	14.075	130.8	51.742	88.15	0.722	11:17:12.670
18 -	17.624	20.037	137.2	14.182	127.8	51.843	87.97	0.823	11:18:04.513
19 -	17.275	20.107	137.5	14.220	125.4	51.602	88.39	0.582	11:18:56.115
20 -	18.517	21.099	138.3	13.968	130.8	53.584	85.12	2.564	11:19:49.699
21 -	16.854	20.095	136.3	14.071	129.5	51.020 (1)	89.39		11:20:40.719
22 -	16.910	20.439	137.5	14.134	127.3	51.483	88.59	0.463	11:21:32.202
23 -	16.876	20.179	137.2	14.161	127.5	51.216	89.05	0.196	11:22:23.418
24 -	17.202	20.267	132.6	14.203	129.8	51.672	88.27	0.652	11:23:15.090
25 -	16.944	20.063	135.5	14.076	128.0	51.083 (2)	89.28	0.063	11:24:06.173
26 -	17.118	20.208	135.5	22.463	31.4	59.789	76.28	8.769	11:25:05.962
27 -	OUTLAP	20.456	136.1	14.252	126.3	4:29.684	16.91	3:38.664	11:29:35.646
28 -	17.069	21.063	131.8	21.918	25.2	1:00.050	75.95	9.030	11:30:35.696

MCRCB BULLETIN TK002

2023 Bennetts British Superbike Championship - Round 4

2023 Pirelli National Superstock with Santander Consumer Finance

FREE PRACTICE 1 - SECTOR ANALYSIS



SECTOR 1 = FL to I1, SECTOR 2 = I1 to I2, SECTOR 3 = I2 to FL, DIFF = Difference To Personal Best Lap, P = Crossed Finish Line in Pit Lane, D = Time Disallowed

P24 96		Kieran SMITH				Honda - Corkie Racing			
IDEAL LAP TIME : 51.190		BEST LAP TIME : 51.463		DIFFERENCE : 0.273					
LAP	SECTOR 1	SECTOR 2		SECTOR 3		LAP TIME	MPH	DIFF	TIME OF DAY
1 -	OUTLAP	24.199	125.9	16.209	128.8				11:01:39.937
2 -	18.742	21.938	131.8	15.208	131.0	55.888	81.61	4.425	11:02:35.825
3 -	18.470	21.542	133.4	15.181	133.9	55.193	82.63	3.730	11:03:31.018
4 -	17.898	21.148	133.6	15.130	131.0	54.176	84.19	2.713	11:04:25.194
5 -	17.870	20.782	135.0	14.685	134.4	53.337	85.51	1.874	11:05:18.531
6 -	17.650	20.388	138.3	14.354	133.1	52.392	87.05	0.929	11:06:10.923
7 -	17.636	20.784	138.3	14.500	133.1	52.920	86.18	1.457	11:07:03.843
8 -	17.222	20.356	139.5	14.454	133.1	52.032	87.65	0.569	11:07:55.875
9 -	17.321	20.354	140.1	14.147	134.2	51.822	88.01	0.359	11:08:47.697
10 -	17.294	20.816	139.2	14.648	132.8	52.758	86.45	1.295	11:09:40.455
11 -	17.147	20.408	139.5	14.140	122.0	51.695	88.23	0.232	11:10:32.150
12 -	17.761	20.455	138.6	14.321	132.1	52.537	86.81	1.074	11:11:24.687
13 -	17.494	20.714	137.5	14.460	131.0	52.668	86.60	1.205	11:12:17.355
14 -	17.278	20.306	137.5	14.069	132.1	51.653 (3)	88.30	0.190	11:13:09.008
15 -	19.572	22.380	124.0	19.380	37.5	1:01.332	74.36	9.869	11:14:10.340
16 -	OUTLAP	22.362	122.2	14.899	125.9	5:29.006	13.86	4:37.543	11:19:39.346
17 -	17.721	20.675	137.5	15.177	129.3	53.573	85.13	2.110	11:20:32.919
18 -	17.557	20.418	136.9	14.402	131.8	52.377	87.08	0.914	11:21:25.296
19 -	17.183	20.386	137.5	14.148	132.6	51.717	88.19	0.254	11:22:17.013
20 -	17.291	20.338	135.0	14.400	132.6	52.029	87.66	0.566	11:23:09.042
21 -	17.102	20.308	138.0	14.184	133.1	51.594 (2)	88.40	0.131	11:24:00.636
22 -	17.061	20.496	137.7	13.906	133.6	51.463 (1)	88.62		11:24:52.099
23 -	17.235	20.426	139.5	14.139	131.5	51.800	88.05	0.337	11:25:43.899
24 -	17.390	20.353	140.1	14.151	131.3	51.894	87.89	0.431	11:26:35.793
25 -	17.053	20.525	139.2	14.135	132.1	51.713	88.20	0.250	11:27:27.506
26 -	17.930	21.322	136.6	14.251	131.8	53.503	85.24	2.040	11:28:21.009
27 -	17.234	20.231	140.6	14.563	132.8	52.028	87.66	0.565	11:29:13.037
28 -	17.264	20.347	140.6	14.155	131.3	51.766	88.11	0.303	11:30:04.803

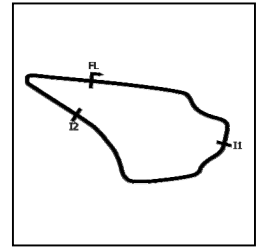
P25 26		Joe MOORE				Suzuki - Clearline Racing			
IDEAL LAP TIME : 51.624		BEST LAP TIME : 51.984		DIFFERENCE : 0.360					
LAP	SECTOR 1	SECTOR 2		SECTOR 3		LAP TIME	MPH	DIFF	TIME OF DAY
1 -	OUTLAP	22.508	131.8	15.280	128.8				11:05:40.646
2 -	17.633	20.980	135.5	14.519	128.0	53.132	85.84	1.148	11:06:33.778
3 -	17.824	22.012	137.7	14.390	129.3	54.226	84.11	2.242	11:07:28.004
4 -	17.927	21.151	138.6	14.683	128.0	53.761	84.84	1.777	11:08:21.765
5 -	17.905	20.714	138.0	14.625	130.3	53.244	85.66	1.260	11:09:15.009
6 -	17.636	20.900	138.3	14.330	130.8	52.866	86.27	0.882	11:10:07.875
7 -	17.699	20.983	137.2	14.378	127.3	53.060	85.96	1.076	11:11:00.935
8 -	17.680	20.835	136.9	14.362	128.0	52.877	86.25	0.893	11:11:53.812
9 -	17.434	20.822	136.9	19.726	33.3	57.982	78.66	5.998	11:12:51.794
10 -	OUTLAP	21.287	136.9	14.339	130.3	7:05.058	10.73	6:13.074	11:19:56.852
11 -	17.616	20.681	136.9	14.258	130.5	52.555	86.78	0.571	11:20:49.407
12 -	17.596	20.334	138.0	14.394	130.3	52.324	87.17	0.340	11:21:41.731
13 -	17.814	20.303	138.6	14.104	129.3	52.221 (3)	87.34	0.237	11:22:33.952
14 -	17.689	20.464	136.1	14.131	130.3	52.284	87.23	0.300	11:23:26.236
15 -	17.300	20.469	136.9	14.215	130.0	51.984 (1)	87.74		11:24:18.220
16 -	17.536	20.941	137.5	14.181	129.5	52.658	86.61	0.674	11:25:10.878
17 -	17.688	20.627	138.6	14.154	129.5	52.469	86.92	0.485	11:26:03.347
18 -	17.453	20.640	137.2	16.203	127.0	54.296	84.00	2.312	11:26:57.643
19 -	17.217	20.381	137.7	14.394	130.3	51.992 (2)	87.72	0.008	11:27:49.635
20 -	17.443	20.569	136.6	14.362	128.0	52.374	87.08	0.390	11:28:42.009
21 -	17.685	20.355	136.1	14.421	129.5	52.461	86.94	0.477	11:29:34.470
22 -	17.544	21.295	137.5	20.515	30.1	59.354	76.84	7.370	11:30:33.824

MCRCB BULLETIN TK002

2023 Bennetts British Superbike Championship - Round 4

2023 Pirelli National Superstock with Santander Consumer Finance

FREE PRACTICE 1 - SECTOR ANALYSIS



SECTOR 1 = FL to I1, SECTOR 2 = I1 to I2, SECTOR 3 = I2 to FL, DIFF = Difference To Personal Best Lap, P = Crossed Finish Line in Pit Lane, D = Time Disallowed

P26 25		Jorel BOERBOOM				Kawasaki - G&S Racing			
IDEAL LAP TIME : 51.798		BEST LAP TIME : 52.006		DIFFERENCE : 0.208					
LAP	SECTOR 1	SECTOR 2		SECTOR 3		LAP TIME	MPH	DIFF	TIME OF DAY
1 -	OUTLAP	21.321	134.7	15.221	125.6				11:01:01.659
2 -	18.253	20.648	135.8	14.689	125.6	53.590	85.11	1.584	11:01:55.249
3 -	18.110	20.882	136.9	14.494	127.8	53.486	85.27	1.480	11:02:48.735
4 -	17.873	20.666	136.1	14.781	128.8	53.320	85.54	1.314	11:03:42.055
5 -	17.808	20.216	137.2	14.547	128.0	52.571	86.76	0.565	11:04:34.626
6 -	17.466	20.450	137.7	20.880	27.5	58.796	77.57	6.790	11:05:33.422
7 -	OUTLAP	20.657	137.5	14.437	128.8	4:48.243	15.82	3:56.237	11:10:21.665
8 -	17.659	20.835	133.6	14.479	126.6	52.973	86.10	0.967	11:11:14.638
9 -	17.726	20.521	138.6	14.297	126.1	52.544	86.80	0.538	11:12:07.182
10 -	17.671	20.385	136.1	14.250	129.8	52.306	87.20	0.300	11:12:59.488
11 -	17.425	20.360	138.0	14.249	127.5	52.034 (2)	87.65	0.028	11:13:51.522
12 -	17.492	20.529	137.2	14.320	128.3	52.341	87.14	0.335	11:14:43.863
13 -	17.716	20.725	134.7	19.860	33.7	58.301	78.23	6.295	11:15:42.164
14 -	OUTLAP	20.729	137.2	14.393	128.3	3:09.335	24.09	2:17.329	11:18:51.499
15 -	17.452	20.397	138.0	14.157	129.0	52.006 (1)	87.70		11:19:43.505
16 -	17.457	20.746	135.8	14.458	128.5	52.661	86.61	0.655	11:20:36.166
17 -	19.137	23.182	130.5	14.649	128.5	56.968	80.06	4.962	11:21:33.134
18 -	17.556	21.073	132.8	21.580	33.6	1:00.209	75.75	8.203	11:22:33.343
19 -	OUTLAP	21.333	137.5	14.452	128.8	4:33.568	16.67	3:41.562	11:27:06.911
20 -	17.972	20.876	136.6	14.416	127.5	53.264	85.63	1.258	11:28:00.175
21 -	17.578	20.495	138.3	14.216	128.0	52.289 (3)	87.22	0.283	11:28:52.464
22 -	17.551	20.711	138.0	14.355	128.5	52.617	86.68	0.611	11:29:45.081
23 -	17.532	21.360	134.4	19.009	27.4	57.901	78.77	5.895	11:30:42.982

P27 57		Richard WHITE				BMW - Trackdudes powered by Hilltop Motorcycles			
IDEAL LAP TIME : 52.556		BEST LAP TIME : 53.052		DIFFERENCE : 0.496					
LAP	SECTOR 1	SECTOR 2		SECTOR 3		LAP TIME	MPH	DIFF	TIME OF DAY
1 -	OUTLAP	22.541	120.4	15.793	128.8				11:01:13.235
2 -	18.623	22.554	131.3	15.272	129.5	56.449	80.80	3.397	11:02:09.684
3 -	18.407	21.942	128.3	15.226	131.5	55.575	82.07	2.523	11:03:05.259
4 -	17.874	21.636	134.2	14.824	133.4	54.334	83.94	1.282	11:03:59.593
5 -	18.034	21.113	132.6	15.256	132.8	54.403	83.83	1.351	11:04:53.996
6 -	17.585	21.611	133.4	14.425	134.7	53.621	85.06	0.569	11:05:47.617
7 -	17.649	21.436	131.5	16.946	48.0	56.031	81.40	2.979	11:06:43.648
8 -	OUTLAP	21.513	130.8	14.925	134.4	1:50.834	41.15	57.782	11:08:34.482
9 -	17.668	21.202	133.9	14.336	133.6	53.206	85.72	0.154	11:09:27.688
10 -	17.559	21.115	134.7	14.614	132.3	53.288	85.59	0.236	11:10:20.976
11 -	17.792	21.062	135.0	15.070	131.0	53.924	84.58	0.872	11:11:14.900
12 -	18.414	21.169	134.2	14.664	132.6	54.247	84.08	1.195	11:12:09.147
13 -	17.907	20.683	136.6	14.462	133.9	53.052 (1)	85.97		11:13:02.199
14 -	17.884	21.429	132.8	17.985	41.6	57.298	79.60	4.246	11:13:59.497
15 -	OUTLAP	21.363	132.8	14.595	133.1	6:17.192	12.09	5:24.140	11:20:16.689
16 -	17.575	21.615	133.1	14.605	132.8	53.795	84.78	0.743	11:21:10.484
17 -	18.149	21.289	136.1	14.393	132.6	53.831	84.73	0.779	11:22:04.315
18 -	17.818	20.990	135.5	14.376	132.8	53.184 (2)	85.76	0.132	11:22:57.499
19 -	17.587	21.021	134.4	14.595	134.7	53.203 (3)	85.73	0.151	11:23:50.702
20 -	17.874	21.095	134.7	14.787	133.4	53.756	84.84	0.704	11:24:44.458
21 -	17.999	21.366	136.1	14.759	135.5	54.124	84.27	1.072	11:25:38.582
22 -	17.537	21.554	131.3	15.126	132.6	54.217	84.12	1.165	11:26:32.799
23 -	17.877	21.584	131.8	14.802	132.3	54.263	84.05	1.211	11:27:27.062
24 -	18.093	21.294	129.8	14.893	133.4	54.280	84.02	1.228	11:28:21.342
25 -	17.901	21.050	132.6	14.708	133.9	53.659	85.00	0.607	11:29:15.001
26 -	18.049	21.317	133.4	14.962	132.3	54.328	83.95	1.276	11:30:09.329

MCRCB BULLETIN TK003**2023 Bennetts British Superbike Championship - Round 4****2023 Pirelli National Superstock with Santander Consumer Finance****FREE PRACTICE 1 - BEST SECTORS**

SECTOR 1			SECTOR 2			SECTOR 3			IDEAL / BEST COMPARISON						
POS	NO	NAME	TIME	NO	NAME	TIME	NO	NAME	TIME	POS	NO	NAME	IDEAL	BEST	DIFF
													PERFECT LAP	48.345	
1	75	OLSEN	16.103	5	KERR	18.910	19	TALBOT	13.332	1	5	KERR	48.528	48.797	0.269
2	4	LINFOOT	16.168	4	LINFOOT	19.086	75	OLSEN	13.370	2	75	OLSEN	48.653	48.760	0.107
3	5	KERR	16.186	8	ROLLO	19.091	34	SEELEY	13.395	3	19	TALBOT	48.710	48.903	0.193
4	34	SEELEY	16.217	19	TALBOT	19.123	5	KERR	13.432	4	34	SEELEY	48.779	48.915	0.136
5	19	TALBOT	16.255	34	SEELEY	19.167	8	ROLLO	13.461	5	4	LINFOOT	48.798	48.941	0.143
6	8	ROLLO	16.286	75	OLSEN	19.180	40	FRANCIS	13.514	6	8	ROLLO	48.838	48.900	0.062
7	40	FRANCIS	16.301	40	FRANCIS	19.211	4	LINFOOT	13.544	7	40	FRANCIS	49.026	49.026	0.000
8	54	BOURNE	16.334	3	McCONNELL	19.227	3	McCONNELL	13.545	8	3	McCONNELL	49.118	49.173	0.055
9	3	McCONNELL	16.346	51	ELLIOTT	19.280	12	HEDGER	13.600	9	12	HEDGER	49.279	49.353	0.074
10	12	HEDGER	16.377	55	BEECH	19.283	99	LUXTON	13.603	10	54	BOURNE	49.402	49.716	0.314
11	51	ELLIOTT	16.382	12	HEDGER	19.302	7	VERWEY	13.662	11	51	ELLIOTT	49.453	49.453	0.000
12	77	HARRAN	16.383	54	BOURNE	19.354	18	WINFIELD	13.672	12	55	BEECH	49.522	49.581	0.059
13	59	TRUELOVE	16.459	99	LUXTON	19.388	54	BOURNE	13.714	13	99	LUXTON	49.532	49.605	0.073
14	55	BEECH	16.468	18	WINFIELD	19.406	45	SWANN	13.737	14	77	HARRAN	49.623	49.719	0.096
15	45	SWANN	16.504	23	ALLINGHAM	19.453	55	BEECH	13.771	15	59	TRUELOVE	49.744	49.777	0.033
16	23	ALLINGHAM	16.525	77	HARRAN	19.464	77	HARRAN	13.776	16	18	WINFIELD	49.762	49.872	0.110
17	99	LUXTON	16.541	59	TRUELOVE	19.475	80	BEY	13.778	17	23	ALLINGHAM	49.797	49.882	0.085
18	80	BEY	16.554	80	BEY	19.493	51	ELLIOTT	13.791	18	80	BEY	49.825	49.962	0.137
19	11	REID	16.598	7	VERWEY	19.578	59	TRUELOVE	13.810	19	45	SWANN	49.828	50.011	0.183
20	18	WINFIELD	16.684	45	SWANN	19.587	11	REID	13.817	20	7	VERWEY	49.951	49.958	0.007
21	7	VERWEY	16.711	11	REID	19.587	23	ALLINGHAM	13.819	21	11	REID	50.002	50.286	0.284
22	13	PATERSON	16.712	13	PATERSON	19.643	96	SMITH	13.906	22	13	PATERSON	50.278	50.360	0.082
23	17	WHELAN	16.854	17	WHELAN	19.838	13	PATERSON	13.923	23	17	WHELAN	50.630	51.020	0.390
24	96	SMITH	17.053	25	BOERBOOM	20.216	17	WHELAN	13.938	24	96	SMITH	51.190	51.463	0.273
25	26	MOORE	17.217	96	SMITH	20.231	26	MOORE	14.104	25	26	MOORE	51.624	51.984	0.360
26	25	BOERBOOM	17.425	26	MOORE	20.303	25	BOERBOOM	14.157	26	25	BOERBOOM	51.798	52.006	0.208
27	57	WHITE	17.537	57	WHITE	20.683	57	WHITE	14.336	27	57	WHITE	52.556	53.052	0.496

MCRCB BULLETIN TK004**2023 Bennetts British Superbike Championship - Round 4****2023 Pirelli National Superstock with Santander Consumer Finance****FREE PRACTICE 1 - BEST SPEEDS**

POS	INTERMEDIATE 1		INTERMEDIATE 2		FINISH LINE			
	NO	NAME	MPH	NO	NAME	MPH	NO	NAME
1			34	SEELEY	146.8	34	SEELEY	142.7
2			8	ROLLO	144.9	5	KERR	138.6
3			99	LUXTON	144.0	12	HEDGER	138.3
4			5	KERR	143.3	8	ROLLO	137.7
5			19	TALBOT	143.3	75	OLSEN	137.5
6			18	WINFIELD	143.3	4	LINFOOT	137.5
7			54	BOURNE	143.0	77	HARRAN	137.2
8			77	HARRAN	143.0	19	TALBOT	136.9
9			45	SWANN	143.0	54	BOURNE	136.9
10			23	ALLINGHAM	142.7	23	ALLINGHAM	136.9
11			4	LINFOOT	142.4	18	WINFIELD	136.6
12			75	OLSEN	142.1	99	LUXTON	136.3
13			55	BEECH	142.1	7	VERWEY	136.3
14			40	FRANCIS	141.8	57	WHITE	135.5
15			7	VERWEY	141.8	40	FRANCIS	135.2
16			11	REID	141.8	3	McCONNELL	135.2
17			3	McCONNELL	141.5	51	ELLIOTT	135.2
18			12	HEDGER	140.9	55	BEECH	135.2
19			51	ELLIOTT	140.6	45	SWANN	135.0
20			96	SMITH	140.6	96	SMITH	134.4
21			13	PATERSON	140.3	11	REID	134.2
22			59	TRUELOVE	139.2	80	BEY	133.9
23			26	MOORE	138.6	59	TRUELOVE	133.6
24			25	BOERBOOM	138.6	13	PATERSON	131.8
25			80	BEY	138.3	17	WHELAN	130.8
26			17	WHELAN	138.3	26	MOORE	130.8
27			57	WHITE	136.6	25	BOERBOOM	129.8

MCRCB BULLETIN TK005

2023 Bennetts British Superbike Championship - Round 4

2023 Pirelli National Superstock with Santander Consumer Finance

FREE PRACTICE 1 - STATISTICS

Competitors Started	27
Planned Start	2023-06-16 @ 11:00:00.000
Actual Start	2023-06-16 @ 11:00:02.062
Finish Time	2023-06-16 @ 11:30:02.062
Track Length	1.2669mi.
Total Laps	659
Total Distance Covered	834.9370mi.

Session Fastest Lap History

NO	NAME	LAP TIME	TIME OF DAY	LAP	VEHICLE
59	Matt TRUELOVE	52.106	11:01:50.638	2	Honda
12	Luke HEDGER	52.070	11:01:51.533	2	Kawasaki
18	Shaun WINFIELD	51.896	11:01:51.677	2	Honda
13	Lewis PATERSON	51.624	11:01:53.436	2	Suzuki
34	Alastair SEELEY	49.740	11:01:56.828	2	BMW
8	Lewis ROLLO	49.685	11:03:09.329	3	Aprilia
34	Alastair SEELEY	49.400	11:03:36.658	4	BMW
75	Alex OLSEN	49.353	11:04:56.457	4	Honda
5	Richard KERR	48.997	11:05:42.667	6	Honda
5	Richard KERR	48.924	11:07:20.829	8	Honda
5	Richard KERR	48.832	11:08:09.662	9	Honda
75	Alex OLSEN	48.760	11:17:19.010	13	Honda

Flag History

TYPE	TIME OF DAY
GREEN	11:00:02.062
FINISH	11:30:02.062

Flag Statistics

TYPE	COUNT	TOTAL LAPS	TOTAL TIME
Green	1	30	32:35.497
Red	0	0	0.000
Safety Car	0	0	0.000
FCY	0	0	0.000

MCRCB BULLETIN TK006

2023 Bennetts British Superbike Championship - Round 4

2023 Pirelli National Superstock with Santander Consumer Finance

FREE PRACTICE 1 - SESSION NOTES

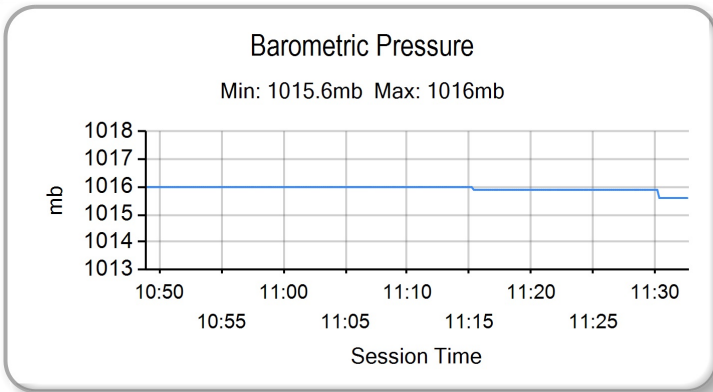
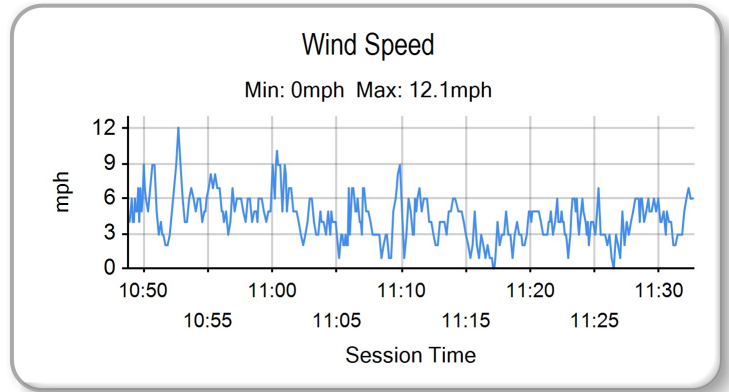
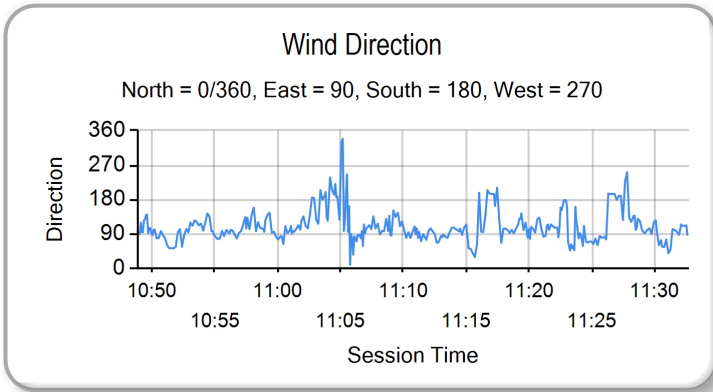
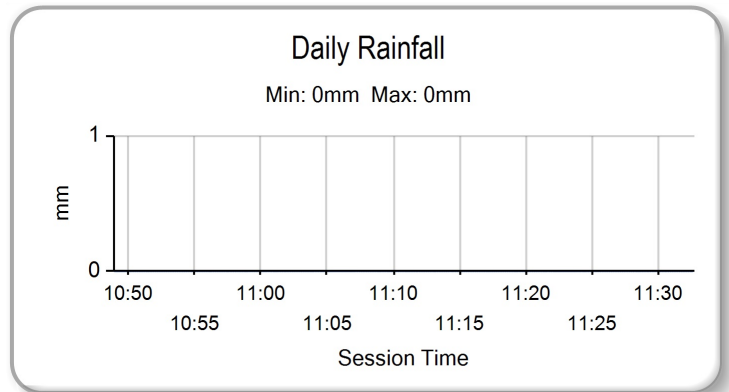
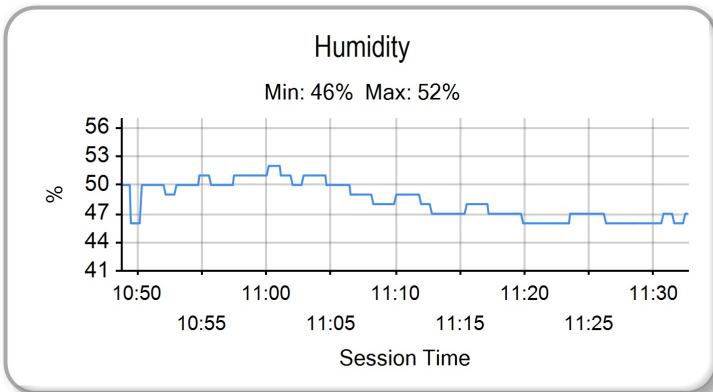
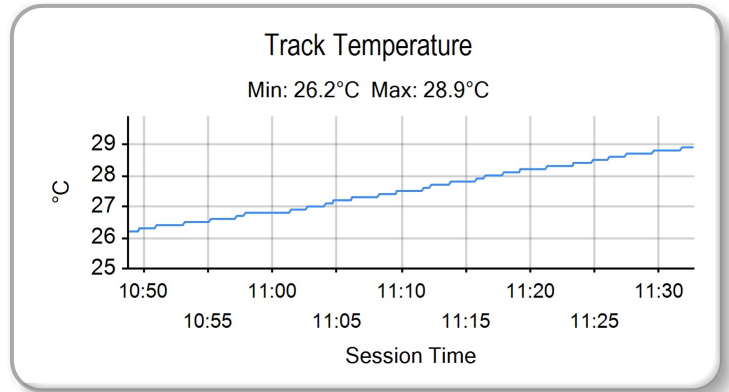
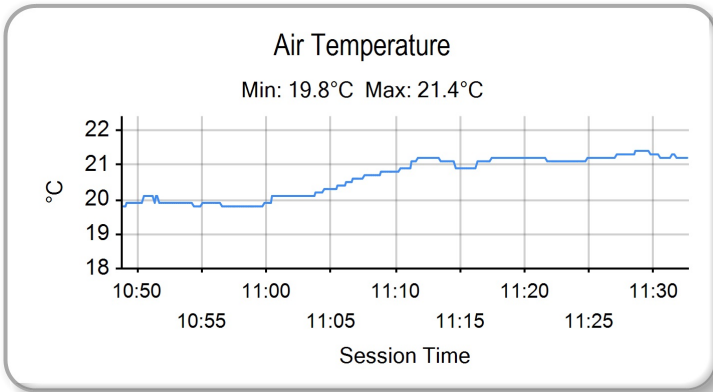
TIME	MESSAGE
11:02:48	NO.13 - EXCEEDED TRACK LIMITS - PIT EXIT - LAPTIME CANCELLED
11:04:06	#54 - NO WORKING TRANSPONDER
11:04:11	NO.13 - EXCEEDED TRACK LIMITS - T3 - LAPTIME CANCELLED
11:05:55	NO.13 - EXCEEDED TRACK LIMITS - PIT EXIT - LAPTIME CANCELLED
11:06:06	NO.54 - EXCEEDED TRACK LIMITS - T7 - LAPTIME CANCELLED
11:23:40	NO.59 - EXCEEDED TRACK LIMITS - T7 - LAPTIME CANCELLED
11:24:57	NO.13 FALLER AT TURN 3 - RIDER OK
11:30:41	NO.7 FALLER AT TURN 6 - RIDER BEING ASSESSED
11:31:11	UPDATE: NO.7 - RIDER TO MEDICAL CENTRE

MCRCB BULLETIN TK007

2023 Bennetts British Superbike Championship - Round 4

2023 Pirelli National Superstock with Santander Consumer Finance

FREE PRACTICE 1 - WEATHER CONDITIONS





POS	NO	NAME	NAT	ENTRY	TIME	ON	LAPS	GAP	DIFF	MPH
1	5	Richard KERR	IRL	Honda - AMD Motorsport	48.497	9	21			94.04
2	75	Alex OLSEN	GBR	Honda - Cumins by Team IWR Honda	48.643	21	27	0.146	0.146	93.76
3	4	Dan LINFOOT	GBR	Honda - Optimum Bikes Racing Ltd	48.690	14	25	0.193	0.047	93.67
4	19	Joe TALBOT	GBR	Honda - JR Performance Racing	48.925	14	26	0.428	0.235	93.22
5	8	Lewis ROLLO	GBR	Aprilia - IN Competition / Aprilia	48.984	6	21	0.487	0.059	93.11
6	34	Alastair SEELEY	GBR	BMW - SYNETIQ BMW Motorrad	49.071	28	28	0.574	0.087	92.94
7	3	Billy McCONNELL	AUS	Honda - C&L Fairburn Properties Jackson Racing	49.124	12	24	0.627	0.053	92.84
8	55	Ash BEECH	GBR	Honda - Jones Dorling Racing	49.133	23	27	0.636	0.009	92.83
9	40	Joe FRANCIS	GBR	Kawasaki - STAUFF Fluid Power / GR Motorsport	49.198	3	17	0.701	0.065	92.70
10	77	Brent HARRAN	ZAF	Honda - Optimum Bikes Racing Ltd	49.373	9	28	0.876	0.175	92.38
11	54	Franco BOURNE	GBR	Honda - Marvel HCL Motorsport	49.395	6	8	0.898	0.022	92.33
12	12	Luke HEDGER	GBR	Kawasaki - MAD Racing	49.424	11	23	0.927	0.029	92.28
13	51	Brayden ELLIOTT	AUS	Kawasaki - DAO Racing	49.439	10	23	0.942	0.015	92.25
14	99	Ben LUXTON	GBR	Honda - Ben Luxton Racing	49.486	9	30	0.989	0.047	92.16
15	23	David ALLINGHAM	GBR	Honda - SMS Racing	49.579	21	22	1.082	0.093	91.99
16	45	Scott SWANN	GBR	Yamaha - Swann Racing	49.643	11	23	1.146	0.064	91.87
17	18	Shaun WINFIELD	GBR	Honda - TAG Racing	49.703	9	23	1.206	0.060	91.76
18	11	Simon REID	GBR	Honda - C&L Fairburn Properties Jackson Racing	49.838	14	23	1.341	0.135	91.51
19	59	Matt TRUELOVE	GBR	Honda - TAG Racing	49.870	12	22	1.373	0.032	91.46
20	80	Callum BEY	GBR	Suzuki - FilterLogic by EightZero Racing	50.395	5	11	1.898	0.525	90.50
21	17	Matty WHELAN	GBR	Suzuki - Milestone by ATS Racing	50.656	17	18	2.159	0.261	90.04
22	13	Lewis PATERSON	GBR	Suzuki - LP Factory Racing	50.657	18	21	2.160	0.001	90.03
23	96	Kieran SMITH	GBR	Honda - Corkie Racing	50.850	10	27	2.353	0.193	89.69
24	25	Jorel BOERBOOM	NLD	Kawasaki - G&S Racing	50.945	16	23	2.448	0.095	89.53
25	26	Joe MOORE	GBR	Suzuki - Clearline Racing	51.262	14	19	2.765	0.317	88.97
26	57	Richard WHITE	GBR	BMW - Trackdudes powered by Hilltop Motorcycles	52.060	28	28	3.563	0.798	87.61

QUALIFYING LAPTIME (110.0% of 48.497) = 53.346

#13 - Lap 3 time cancelled - Exceeded track limits at Pit Exit.
 #99 - Lap 10 time cancelled - Exceeded track limits at Pit Exit.
 #13 - Lap 12 time cancelled - Exceeded track limits at T3.

Weather / Track : Bright / Dry

These results are provisional until the conclusion of any judicial and technical matters.

Knockhill: 1.2669 miles

Date: 16/06/2023 Start: 14:30 Finish: 15:00

Race Director : Stuart Higgs

Stewards :

Timekeeper : Richard Evans

S. Higgs

R. EVANS

Digitally Approved at 15:30 Friday, 16 June 2023

Digitally Approved at 15:15 Friday, 16 June 2023

Results can be found at www.britishsuperbike.com

Printed - 15:02 Friday, 16 June 2023

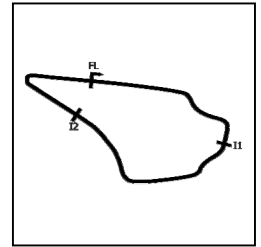


MCRCB BULLETIN TK030

2023 Bennetts British Superbike Championship - Round 4

2023 Pirelli National Superstock with Santander Consumer Finance

FREE PRACTICE 2 - SECTOR ANALYSIS



SECTOR 1 = FL to I1, SECTOR 2 = I1 to I2, SECTOR 3 = I2 to FL, DIFF = Difference To Personal Best Lap, P = Crossed Finish Line in Pit Lane, D = Time Disallowed

P1 5		Richard KERR		Honda - AMD Motorsport					
IDEAL LAP TIME : 48.448		BEST LAP TIME : 48.497		DIFFERENCE : 0.049					
LAP	SECTOR 1	SECTOR 2	SECTOR 3	LAP TIME	MPH	DIFF	TIME OF DAY		
1 -	OUTLAP	19.967	137.5	14.464	134.7		14:31:24.797		
2 -	16.744	19.849	134.2	14.510	135.5	51.103	14:32:15.900		
3 -	16.255	19.635	141.2	13.760	135.0	49.650	14:33:05.550		
4 -	16.211	19.100	142.1	13.529	136.1	48.840	14:33:54.390		
5 -	16.954	21.443	133.1	14.080	135.0	52.477	14:34:46.867		
6 -	16.664	23.632	119.8	14.449	136.6	54.745	14:35:41.612		
7 -	16.100	19.106	140.3	13.413	135.8	48.619 (3)	14:36:30.231		
8 -	16.877	20.534	129.5	14.277	136.1	51.688	14:37:21.919		
9 -	16.124	19.007	141.5	13.366	136.6	48.497 (1)	14:38:10.416		
10 -	17.118	21.033	122.9	20.328	37.5	58.479	14:39:08.895		
11 -	OUTLAP	23.125	69.9	16.480	119.1	13:00.315	12:11.818		
12 -	17.075	25.393	118.3	15.075	137.2	57.543	14:52:09.210		
13 -	20.419	25.575	64.7	15.841	135.5	1:01.835	14:53:06.753		
14 -	16.406	19.650	132.3	14.189	135.8	50.245	14:54:08.588		
15 -	16.129	18.982	141.8	13.402	136.3	48.513 (2)	14:54:58.833		
16 -	17.224	19.489	140.1	13.836	134.4	50.549	14:55:47.346		
17 -	16.695	19.672	137.7	13.884	135.8	50.251	14:56:37.895		
18 -	16.270	19.553	141.2	13.633	136.1	49.456	14:57:28.146		
19 -	16.143	19.101	142.4	13.899	135.2	49.143	14:58:17.602		
20 -	16.368	21.319	116.3	16.777	133.6	54.464	14:59:06.745		
21 -	16.409	19.133	143.0	13.532	135.8	49.074	15:00:01.209		
						92.94	15:00:50.283		

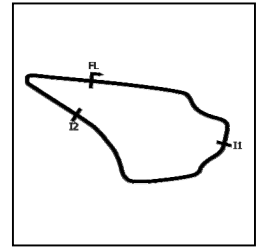
P2 75		Alex OLSEN		Honda - Cummins by Team IWR Honda					
IDEAL LAP TIME : 48.613		BEST LAP TIME : 48.643		DIFFERENCE : 0.030					
LAP	SECTOR 1	SECTOR 2	SECTOR 3	LAP TIME	MPH	DIFF	TIME OF DAY		
1 -	OUTLAP	20.238	139.8	13.803	134.7		14:32:00.631		
2 -	16.481	24.575	116.1	14.277	133.1	55.333	14:32:55.964		
3 -	16.360	19.153	143.3	13.822	136.1	49.335	14:33:45.299		
4 -	16.886	21.610	140.1	14.022	133.9	52.518	14:34:37.817		
5 -	16.699	23.818	139.8	14.220	135.5	54.737	14:35:32.554		
6 -	16.127	19.214	141.5	13.692	136.3	49.033	14:36:21.587		
7 -	16.799	19.813	140.3	14.139	133.9	50.751	14:37:12.338		
8 -	16.134	19.757	140.1	13.525	135.5	49.416	14:37:58.017		
9 -	16.180	19.081	142.4	13.581	136.9	48.842	14:38:50.596		
10 -	17.007	21.306	136.6	14.134	135.2	52.447	14:39:43.043		
11 -	16.190	19.191	141.5	13.483	135.8	48.864	14:40:31.907		
12 -	17.104	20.020	140.9	14.759	124.0	51.883	14:41:23.790		
13 -	17.884	23.731	137.7	13.759	134.4	55.374	14:42:19.164		
14 -	16.216	19.211	140.6	13.554	135.0	48.981	14:43:08.145		
15 -	16.149	19.063	141.8	13.580	135.2	48.792 (3)	14:43:56.937		
16 -	17.296	22.549	127.3	21.276	37.4	1:01.121	14:44:58.058		
17 -	OUTLAP	22.744	58.4	15.785	133.6	7:13.503	6:24.860		
18 -	16.418	19.471	138.6	13.675	132.8	49.564	14:52:11.561		
19 -	16.256	19.181	140.1	13.536	133.9	48.973	14:53:01.125		
20 -	17.991	22.836	140.6	14.092	135.8	54.919	14:53:50.098		
21 -	16.120	19.021	143.0	13.502	137.5	48.643 (1)	14:54:45.017		
22 -	17.236	20.266	141.8	13.633	134.4	51.135	14:55:33.660		
23 -	16.109	19.128	142.1	13.494	135.8	48.731 (2)	14:56:24.795		
24 -	17.458	28.409	119.6	14.169	135.0	1:00.036	14:57:13.526		
25 -	16.212	19.211	141.5	13.649	135.0	49.072	14:58:13.562		
26 -	16.271	19.201	142.1	13.675	136.9	49.147	14:59:02.634		
27 -	18.999	21.048	131.5	14.710	122.2	54.757	14:59:51.781		
						83.29	15:00:46.538		

MCRCB BULLETIN TK030

2023 Bennetts British Superbike Championship - Round 4

2023 Pirelli National Superstock with Santander Consumer Finance

FREE PRACTICE 2 - SECTOR ANALYSIS



SECTOR 1 = FL to I1, SECTOR 2 = I1 to I2, SECTOR 3 = I2 to FL, DIFF = Difference To Personal Best Lap, P = Crossed Finish Line in Pit Lane, D = Time Disallowed

P3 4		Dan LINFOOT				Honda - Optimum Bikes Racing Ltd			
IDEAL LAP TIME : 48.595		BEST LAP TIME : 48.690		DIFFERENCE : 0.095					
LAP	SECTOR 1	SECTOR 2		SECTOR 3		LAP TIME	MPH	DIFF	TIME OF DAY
1 -	OUTLAP	20.783	138.9	14.293	134.2				14:31:05.416
2 -	16.918	19.846	139.2	13.866	135.2	50.630	90.08	1.940	14:31:56.046
3 -	17.146	22.022	133.9	14.136	135.2	53.304	85.56	4.614	14:32:49.350
4 -	16.152	19.790	139.5	13.792	136.1	49.734	91.71	1.044	14:33:39.084
5 -	16.360	19.174	142.7	13.709	136.6	49.243	92.62	0.553	14:34:28.327
6 -	16.264	19.106	143.7	13.729	135.5	49.099	92.89	0.409	14:35:17.426
7 -	16.270	19.129	143.0	13.489	138.0	48.888 (2)	93.29	0.198	14:36:06.314
8 -	16.932	19.404	143.0	13.658	136.9	49.994	91.23	1.304	14:36:56.308
9 -	16.045	20.091	138.9	13.761	137.7	49.897	91.41	1.207	14:37:46.205
10 -	16.144	19.244	141.5	13.600	136.9	48.988	93.10	0.298	14:38:35.193
11 -	16.812	20.083	138.6	13.806	135.5	50.701	89.96	2.011	14:39:25.894
12 -	16.221	19.173	142.1	13.510	131.5	48.904 (3)	93.26	0.214	14:40:14.798
13 -	16.929	20.031	139.5	13.795	135.5	50.755	89.86	2.065	14:41:05.553
14 -	16.117	19.061	141.5	13.512	136.1	48.690 (1)	93.67		14:41:54.243
15 -	17.023	20.505	126.3	20.585	31.5	58.113	78.48	9.423	14:42:52.356
16 -	OUTLAP	20.504	139.8	13.873	134.2	10:19.716	7.36	9:31.026	14:53:12.072
17 -	16.787	19.531	140.1	14.080	131.0	50.398	90.50	1.708	14:54:02.470
18 -	16.502	19.265	143.0	13.717	136.1	49.484	92.17	0.794	14:54:51.954
19 -	16.429	19.174	142.1	13.513	135.2	49.116	92.86	0.426	14:55:41.070
20 -	16.308	19.070	142.7	16.494	130.3	51.872	87.93	3.182	14:56:32.942
21 -	16.629	19.720	140.6	13.627	136.6	49.976	91.26	1.286	14:57:22.918
22 -	16.120	19.084	143.3	13.804	138.0	49.008	93.06	0.318	14:58:11.926
23 -	16.345	21.769	135.8	14.142	135.0	52.256	87.28	3.566	14:59:04.182
24 -	16.232	19.219	143.0	13.569	137.7	49.020	93.04	0.330	14:59:53.202
25 -	16.679	19.639	135.0	14.042	130.0	50.360	90.57	1.670	15:00:43.562

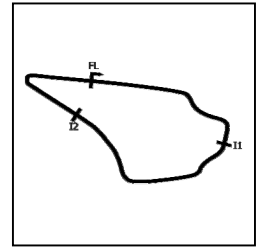
P4 19		Joe TALBOT				Honda - JR Performance Racing			
IDEAL LAP TIME : 48.839		BEST LAP TIME : 48.925		DIFFERENCE : 0.086					
LAP	SECTOR 1	SECTOR 2		SECTOR 3		LAP TIME	MPH	DIFF	TIME OF DAY
1 -	OUTLAP	19.703	140.6	13.838	134.2				14:30:55.411
2 -	16.899	19.736	141.8	13.661	133.9	50.296	90.68	1.371	14:31:45.707
3 -	16.574	19.347	142.7	13.529	134.7	49.450	92.23	0.525	14:32:35.157
4 -	16.486	19.213	143.0	13.568	135.2	49.267	92.57	0.342	14:33:24.424
5 -	16.459	19.150	143.7	13.523	135.8	49.132	92.83	0.207	14:34:13.556
6 -	17.832	21.906	142.1	13.852	135.0	53.590	85.11	4.665	14:35:07.146
7 -	16.545	19.258	143.0	13.609	136.6	49.412	92.30	0.487	14:35:56.558
8 -	16.303	19.196	144.6	13.557	137.2	49.056 (3)	92.97	0.131	14:36:45.614
9 -	16.418	19.152	144.0	13.468	136.1	49.038 (2)	93.01	0.113	14:37:34.652
10 -	16.593	21.293	134.2	21.213	32.4	59.099	77.17	10.174	14:38:33.751
11 -	OUTLAP	19.421	143.7	13.781	134.2	7:38.545	9.94	6:49.620	14:46:12.296
12 -	16.494	19.567	144.0	13.557	134.7	49.618	91.92	0.693	14:47:01.914
13 -	16.451	19.121	143.0	13.543	134.4	49.115	92.86	0.190	14:47:51.029
14 -	16.350	19.129	143.0	13.446	135.8	48.925 (1)	93.22		14:48:39.954
15 -	16.272	19.374	141.8	13.502	135.2	49.148	92.80	0.223	14:49:29.102
16 -	16.339	19.326	142.1	13.521	134.4	49.186	92.73	0.261	14:50:18.288
17 -	16.472	19.414	143.7	13.620	134.7	49.506	92.13	0.581	14:51:07.794
18 -	16.796	25.735	59.8	16.387	132.6	58.918	77.41	9.993	14:52:06.712
19 -	16.882	23.668	95.3	16.682	135.5	57.232	79.69	8.307	14:53:03.944
20 -	16.580	19.444	139.5	13.763	134.4	49.787	91.61	0.862	14:53:53.731
21 -	16.677	19.398	142.7	13.664	136.1	49.739	91.70	0.814	14:54:43.470
22 -	16.447	19.376	141.5	13.726	135.8	49.549	92.05	0.624	14:55:33.019
23 -	18.160	20.995	141.5	13.895	135.5	53.050	85.97	4.125	14:56:26.069
24 -	16.548	19.321	144.0	13.632	135.8	49.501	92.14	0.576	14:57:15.570
25 -	17.010	21.114	133.6	21.857	26.2	59.981	76.04	11.056	14:58:15.551
26 -	OUTLAP	26.410	123.1	14.449	132.3	2:11.672	34.63	1:22.747	15:00:27.223

MCRCB BULLETIN TK030

2023 Bennetts British Superbike Championship - Round 4

2023 Pirelli National Superstock with Santander Consumer Finance

FREE PRACTICE 2 - SECTOR ANALYSIS



SECTOR 1 = FL to I1, SECTOR 2 = I1 to I2, SECTOR 3 = I2 to FL, DIFF = Difference To Personal Best Lap, P = Crossed Finish Line in Pit Lane, D = Time Disallowed

P5 8		Lewis ROLLO				Aprilia - IN Competition / Aprilia			
IDEAL LAP TIME : 48.782		BEST LAP TIME : 48.984		DIFFERENCE : 0.202					
LAP	SECTOR 1	SECTOR 2		SECTOR 3		LAP TIME	MPH	DIFF	TIME OF DAY
1 -	OUTLAP	20.354	140.3	13.922	132.6				14:32:10.678
2 -	16.731	19.179	144.6	13.763	135.2	49.673	91.82	0.689	14:33:00.351
3 -	16.563	19.464	142.4	13.618	135.2	49.645	91.87	0.661	14:33:49.996
4 -	16.455	19.278	144.0	13.502	135.8	49.235	92.63	0.251	14:34:39.231
5 -	16.348	19.279	144.0	13.679	133.4	49.306	92.50	0.322	14:35:28.537
6 -	16.356	19.152	144.3	13.476	135.0	48.984 (1)	93.11		14:36:17.521
7 -	16.455	19.072	144.3	13.479	136.3	49.006 (2)	93.07	0.022	14:37:06.527
8 -	17.007	20.044	136.3	18.702	38.1	55.753	81.80	6.769	14:38:02.280
9 -	OUTLAP	21.184	140.9	13.886	134.4	4:56.625	15.37	4:07.641	14:42:58.905
10 -	16.455	19.182	143.7	13.613	133.9	49.250	92.61	0.266	14:43:48.155
11 -	16.655	19.782	139.8	17.837	34.9	54.274	84.03	5.290	14:44:42.429
12 -	OUTLAP	19.732	143.0	13.743	133.9	2:24.226	31.62	1:35.242	14:47:06.655
13 -	16.455	19.128	145.5	13.489	135.0	49.072	92.94	0.088	14:47:55.727
14 -	16.334	19.370	144.0	13.564	135.5	49.268	92.57	0.284	14:48:44.995
15 -	16.260	19.046	144.3	13.723	134.7	49.029 (3)	93.02	0.045	14:49:34.024
16 -	16.264	19.108	144.9	13.841	133.9	49.213	92.68	0.229	14:50:23.237
17 -	16.776	19.808	138.9	18.586	37.0	55.170	82.67	6.186	14:51:18.407
18 -	OUTLAP	19.767	142.4	14.828	132.3	6:45.989	11.23	5:57.005	14:58:04.396
19 -	16.717	19.400	143.0	13.751	132.6	49.868	91.46	0.884	14:58:54.264
20 -	16.560	19.304	144.0	13.787	132.8	49.651	91.86	0.667	14:59:43.915
21 -	16.458	19.315	144.3	13.610	135.0	49.383	92.36	0.399	15:00:33.298

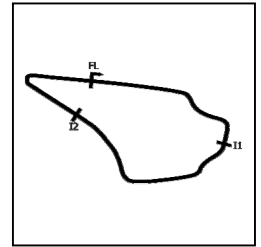
P6 34		Alastair SEELEY				BMW - SYNETIQ BMW Motorrad			
IDEAL LAP TIME : 48.742		BEST LAP TIME : 49.071		DIFFERENCE : 0.329					
LAP	SECTOR 1	SECTOR 2		SECTOR 3		LAP TIME	MPH	DIFF	TIME OF DAY
1 -	OUTLAP	22.180	133.6	14.144	141.2				14:31:05.924
2 -	16.781	19.641	142.1	13.826	140.6	50.248	90.77	1.177	14:31:56.172
3 -	16.817	21.204	130.5	14.064	141.2	52.085	87.57	3.014	14:32:48.257
4 -	16.333	19.323	141.8	13.435	140.9	49.091	92.91	0.020	14:33:37.348
5 -	16.342	19.180	144.0	13.807	140.1	49.329	92.46	0.258	14:34:26.677
6 -	16.448	19.185	143.7	13.451	141.2	49.084 (2)	92.92	0.013	14:35:15.761
7 -	16.376	19.436	147.1	13.881	141.2	49.693	91.78	0.622	14:36:05.454
8 -	16.378	19.303	142.7	13.408	140.6	49.089 (3)	92.91	0.018	14:36:54.543
9 -	17.033	26.686	106.0	14.768	140.9	58.487	77.98	9.416	14:37:53.030
10 -	16.347	19.229	143.7	13.753	139.8	49.329	92.46	0.258	14:38:42.359
11 -	17.009	20.859	126.6	21.577	40.7	59.445	76.72	10.374	14:39:41.804
12 -	OUTLAP	21.472	125.9	14.337	140.6	4:48.188	15.82	3:59.117	14:44:29.992
13 -	16.453	19.256	144.0	13.444	139.2	49.153	92.79	0.082	14:45:19.145
14 -	16.522	19.322	142.4	13.455	140.1	49.299	92.51	0.228	14:46:08.444
15 -	16.986	21.361	132.8	19.387	135.5	57.734	79.00	8.663	14:47:06.178
16 -	16.485	19.101	145.2	13.545	139.5	49.131	92.83	0.060	14:47:55.309
17 -	16.328	19.276	141.8	13.530	140.6	49.134	92.83	0.063	14:48:44.443
18 -	16.314	19.207	143.7	13.725	139.5	49.246	92.61	0.175	14:49:33.689
19 -	16.282	19.346	142.4	13.873	138.0	49.501	92.14	0.430	14:50:23.190
20 -	16.505	20.294	142.4	14.516	137.2	51.315	88.88	2.244	14:51:14.505
21 -	16.905	22.590	75.6	16.037	125.6	55.532	82.13	6.461	14:52:10.037
22 -	16.929	25.299	130.0	14.858	141.5	57.086	79.89	8.015	14:53:07.123
23 -	17.279	24.632	70.1	18.643	48.2	1:00.554	75.32	11.483	14:54:07.677
24 -	OUTLAP	19.846	133.9	13.796	140.3	3:04.680	24.69	2:15.609	14:57:12.357
25 -	16.398	19.473	140.3	13.482	140.9	49.353	92.41	0.282	14:58:01.710
26 -	16.282	19.346	141.8	13.501	139.8	49.129	92.83	0.058	14:58:50.839
27 -	16.392	19.232	144.9	14.107	141.8	49.731	91.71	0.660	14:59:40.570
28 -	16.233	19.326	140.1	13.512	140.9	49.071 (1)	92.94		15:00:29.641

MCRCB BULLETIN TK030

2023 Bennetts British Superbike Championship - Round 4

2023 Pirelli National Superstock with Santander Consumer Finance

FREE PRACTICE 2 - SECTOR ANALYSIS



SECTOR 1 = FL to I1, SECTOR 2 = I1 to I2, SECTOR 3 = I2 to FL, DIFF = Difference To Personal Best Lap, P = Crossed Finish Line in Pit Lane, D = Time Disallowed

P7 3		Billy McCONNELL				Honda - C&L Fairburn Properties Jackson Racing			
IDEAL LAP TIME : 48.961		BEST LAP TIME : 49.124		DIFFERENCE : 0.163					
LAP	SECTOR 1	SECTOR 2		SECTOR 3		LAP TIME	MPH	DIFF	TIME OF DAY
1 -	OUTLAP	20.233	138.6	13.701	134.4				14:33:25.972
2 -	16.642	19.396	139.8	14.665	131.3	50.703	89.95	1.579	14:34:16.675
3 -	16.722	19.439	139.5	13.716	132.8	49.877	91.44	0.753	14:35:06.552
4 -	16.529	19.291	139.8	13.714	133.6	49.534	92.08	0.410	14:35:56.086
5 -	16.428	19.242	140.6	13.754	132.8	49.424	92.28	0.300	14:36:45.510
6 -	16.975	19.695	138.6	13.745	135.8	50.415	90.47	1.291	14:37:35.925
7 -	16.358	19.359	140.1	13.522	134.4	49.239 (3)	92.63	0.115	14:38:25.164
8 -	16.977	20.509	130.0	19.763	31.1	57.249	79.67	8.125	14:39:22.413
9 -	OUTLAP	20.093	133.4	13.731	133.4	3:09.036	24.12	2:19.912	14:42:31.449
10 -	16.425	19.267	139.2	13.926	135.0	49.618	91.92	0.494	14:43:21.067
11 -	16.320	19.325	138.3	13.678	133.4	49.323	92.47	0.199	14:44:10.390
12 -	16.391	19.186	139.8	13.547	134.4	49.124 (1)	92.84		14:44:59.514
13 -	17.466	19.934	137.2	14.388	123.8	51.788	88.07	2.664	14:45:51.302
14 -	17.319	19.739	136.6	13.844	133.4	50.902	89.60	1.778	14:46:42.204
15 -	17.294	21.776	131.0	13.960	135.5	53.030	86.01	3.906	14:47:35.234
16 -	17.207	22.244	122.4	14.095	134.2	53.546	85.18	4.422	14:48:28.780
17 -	16.444	19.119	140.6	13.666	135.5	49.229 (2)	92.65	0.105	14:49:18.009
18 -	17.326	20.443	126.6	21.203	31.6	58.972	77.34	9.848	14:50:16.981
19 -	OUTLAP	20.147	132.6	13.778	132.1	5:43.837	13.26	4:54.713	14:56:00.818
20 -	16.801	20.075	133.1	13.904	132.3	50.780	89.82	1.656	14:56:51.598
21 -	16.490	19.318	141.2	13.619	134.4	49.427	92.27	0.303	14:57:41.025
22 -	16.823	20.302	136.1	13.927	134.7	51.052	89.34	1.928	14:58:32.077
23 -	17.132	19.502	139.2	13.783	133.9	50.417	90.46	1.293	14:59:22.494
24 -	16.414	19.443	138.9	13.971	131.3	49.828	91.53	0.704	15:00:12.322

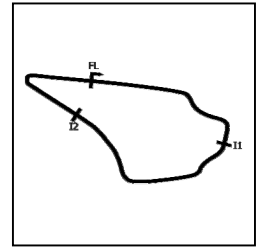
P8 55		Ash BEECH				Honda - Jones Dorling Racing			
IDEAL LAP TIME : 49.070		BEST LAP TIME : 49.133		DIFFERENCE : 0.063					
LAP	SECTOR 1	SECTOR 2		SECTOR 3		LAP TIME	MPH	DIFF	TIME OF DAY
1 -	OUTLAP	20.961	126.1	15.406	123.5				14:31:01.466
2 -	17.703	20.412	132.1	14.520	131.3	52.635	86.65	3.502	14:31:54.101
3 -	17.169	19.832	136.1	13.991	131.8	50.992	89.44	1.859	14:32:45.093
4 -	16.522	19.658	140.1	13.878	134.2	50.058	91.11	0.925	14:33:35.151
5 -	16.476	19.406	141.5	13.761	133.9	49.643	91.87	0.510	14:34:24.794
6 -	20.698	20.106	139.5	13.933	133.4	54.737	83.32	5.604	14:35:19.531
7 -	16.544	19.445	139.5	13.965	133.6	49.954	91.30	0.821	14:36:09.485
8 -	16.481	19.265	140.3	13.679	134.4	49.425	92.28	0.292	14:36:58.910
9 -	16.310	19.611	140.9	13.708	133.4	49.629	91.90	0.496	14:37:48.539
10 -	16.496	19.251	140.6	13.601	133.1	49.348 (3)	92.42	0.215	14:38:37.887
11 -	16.473	19.199	142.4	13.806	132.8	49.478	92.18	0.345	14:39:27.365
12 -	22.263	22.343	119.8	22.035	35.9	1:06.641	68.44	17.508	14:40:34.006
13 -	OUTLAP	22.192	129.0	20.529	105.3	6:32.624	11.61	5:43.491	14:47:06.630
14 -	18.080	19.958	137.2	13.998	132.3	52.036	87.65	2.903	14:47:58.666
15 -	16.880	19.485	138.3	13.710	134.2	50.075	91.08	0.942	14:48:48.741
16 -	16.484	19.413	138.3	26.072	34.2	1:01.969	73.60	12.836	14:49:50.710
17 -	OUTLAP	20.481	108.9	14.688	127.5	2:19.001	32.81	1:29.868	14:52:09.711
18 -	16.931	22.999	134.2	13.949	133.1	53.879	84.65	4.746	14:53:03.590
19 -	16.616	20.061	137.7	13.826	134.4	50.503	90.31	1.370	14:53:54.093
20 -	16.649	19.464	139.8	13.737	133.4	49.850	91.49	0.717	14:54:43.943
21 -	16.382	19.287	140.1	13.649	133.9	49.318 (2)	92.48	0.185	14:55:33.261
22 -	17.368	22.122	136.6	14.051	133.9	53.541	85.18	4.408	14:56:26.802
23 -	16.373	19.165	141.5	13.595	135.0	49.133 (1)	92.83		14:57:15.935
24 -	16.930	23.458	120.6	14.474	134.7	54.862	83.13	5.729	14:58:10.797
25 -	16.364	19.325	138.9	13.941	132.6	49.630	91.90	0.497	14:59:00.427
26 -	23.377	21.009	122.2	15.259	129.0	59.645	76.47	10.512	15:00:00.072
27 -	16.734	19.461	138.9	16.992	120.6	53.187	85.75	4.054	15:00:53.259

MCRCB BULLETIN TK030

2023 Bennetts British Superbike Championship - Round 4

2023 Pirelli National Superstock with Santander Consumer Finance

FREE PRACTICE 2 - SECTOR ANALYSIS



SECTOR 1 = FL to I1, SECTOR 2 = I1 to I2, SECTOR 3 = I2 to FL, DIFF = Difference To Personal Best Lap, P = Crossed Finish Line in Pit Lane, D = Time Disallowed

P9 40		Joe FRANCIS				Kawasaki - STAUFF Fluid Power / GR Motosport			
IDEAL LAP TIME : 49.097		BEST LAP TIME : 49.198		DIFFERENCE : 0.101					
LAP	SECTOR 1	SECTOR 2		SECTOR 3		LAP TIME	MPH	DIFF	TIME OF DAY
1 -	OUTLAP	20.981	135.5	13.937	133.6				14:31:30.030
2 -	16.673	19.320	141.8	13.507	133.6	49.500	92.14	0.302	14:32:19.530
3 -	16.480	19.196	141.8	13.522	134.4	49.198 (1)	92.70		14:33:08.728
4 -	17.027	19.604	141.5	14.066	133.9	50.697	89.96	1.499	14:33:59.425
5 -	16.414	19.176	140.3	13.634	135.2	49.224 (2)	92.66	0.026	14:34:48.649
6 -	16.732	20.415	132.3	17.940	37.9	55.087	82.79	5.889	14:35:43.736
7 -	OUTLAP	20.478	139.5	14.009	131.8	11:21.882	6.68	10:32.684	14:47:05.618
8 -	16.573	19.410	140.1	13.633	133.6	49.616	91.92	0.418	14:47:55.234
9 -	16.697	19.480	142.4	13.877	135.8	50.054	91.12	0.856	14:48:45.288
10 -	16.533	19.304	141.8	13.723	135.0	49.560	92.03	0.362	14:49:34.848
11 -	16.430	19.213	142.4	13.689	134.7	49.332 (3)	92.45	0.134	14:50:24.180
12 -	16.499	19.550	143.0	14.037	133.6	50.086	91.06	0.888	14:51:14.266
13 -	16.950	20.690	129.3	16.822	47.9	54.462	83.74	5.264	14:52:08.728
14 -	OUTLAP	20.280	138.9	13.993	132.8	5:32.157	13.73	4:42.959	14:57:40.885
15 -	16.607	20.400	140.6	13.891	132.3	50.898	89.61	1.700	14:58:31.783
16 -	16.555	19.377	141.5	13.702	132.3	49.634	91.89	0.436	14:59:21.417
17 -	16.453	19.300	141.2	13.710	133.4	49.463	92.21	0.265	15:00:10.880

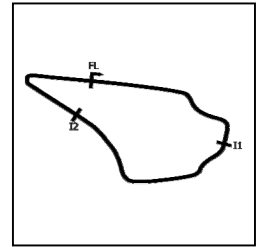
P10 77		Brent HARRAN				Honda - Optimum Bikes Racing Ltd			
IDEAL LAP TIME : 49.245		BEST LAP TIME : 49.373		DIFFERENCE : 0.128					
LAP	SECTOR 1	SECTOR 2		SECTOR 3		LAP TIME	MPH	DIFF	TIME OF DAY
1 -	OUTLAP	21.104	135.8	14.597	133.9				14:32:07.966
2 -	17.565	20.136	139.5	14.179	132.8	51.880	87.91	2.507	14:32:59.846
3 -	16.875	19.604	140.6	13.905	135.2	50.384	90.52	1.011	14:33:50.230
4 -	16.667	19.433	141.8	13.999	133.1	50.099	91.04	0.726	14:34:40.329
5 -	16.543	19.465	140.3	13.903	134.7	49.911	91.38	0.538	14:35:30.240
6 -	16.529	19.402	138.6	14.025	134.2	49.956	91.30	0.583	14:36:20.196
7 -	16.471	19.425	140.3	13.824	134.4	49.720	91.73	0.347	14:37:09.916
8 -	16.473	19.346	141.8	13.756	133.9	49.575	92.00	0.202	14:37:59.491
9 -	16.399	19.252	142.1	13.722	134.2	49.373 (1)	92.38		14:38:48.864
10 -	16.750	19.651	141.2	13.857	135.2	50.258	90.75	0.885	14:39:39.122
11 -	16.509	19.289	142.1	13.806	135.2	49.604	91.95	0.231	14:40:28.726
12 -	17.165	21.026	131.3	21.701	30.6	59.892	76.15	10.519	14:41:28.618
13 -	OUTLAP	20.389	139.5	14.375	126.3	4:36.769	16.47	3:47.396	14:46:05.387
14 -	17.030	19.548	140.9	13.955	130.5	50.533	90.26	1.160	14:46:55.920
15 -	16.670	19.331	140.6	13.865	131.8	49.866	91.46	0.493	14:47:45.786
16 -	16.644	19.511	140.6	13.895	134.2	50.050	91.13	0.677	14:48:35.836
17 -	16.434	19.330	140.9	13.661	134.4	49.425	(3) 92.28	0.052	14:49:25.261
18 -	16.350	19.255	141.8	13.773	133.1	49.378 (2)	92.37	0.005	14:50:14.639
19 -	16.432	19.272	141.8	13.786	135.2	49.490	92.16	0.117	14:51:04.129
20 -	16.332	19.417	142.4	13.764	135.2	49.513	92.11	0.140	14:51:53.642
21 -	16.531	20.018	137.5	19.023	39.4	55.572	82.07	6.199	14:52:49.214
22 -	OUTLAP	21.013	130.0	14.517	133.6	2:28.307	30.75	1:38.934	14:55:17.521
23 -	16.510	19.335	141.2	14.011	130.8	49.856	91.48	0.483	14:56:07.377
24 -	16.547	19.689	140.9	13.767	132.8	50.003	91.21	0.630	14:56:57.380
25 -	16.479	19.304	140.6	13.797	132.3	49.580	91.99	0.207	14:57:46.960
26 -	16.442	19.333	142.1	13.815	128.5	49.590	91.97	0.217	14:58:36.550
27 -	18.118	24.393	131.8	14.396	133.1	56.907	80.15	7.534	14:59:33.457
28 -	16.419	19.304	141.8	13.898	134.2	49.621	91.91	0.248	15:00:23.078

MCRCB BULLETIN TK030

2023 Bennetts British Superbike Championship - Round 4

2023 Pirelli National Superstock with Santander Consumer Finance

FREE PRACTICE 2 - SECTOR ANALYSIS



SECTOR 1 = FL to I1, SECTOR 2 = I1 to I2, SECTOR 3 = I2 to FL, DIFF = Difference To Personal Best Lap, P = Crossed Finish Line in Pit Lane, D = Time Disallowed

P11 54		Franco BOURNE				Honda - Marvel HCL Motorsport			
IDEAL LAP TIME : 49.185		BEST LAP TIME : 49.395		DIFFERENCE : 0.210					
LAP	SECTOR 1	SECTOR 2	SECTOR 3	LAP TIME	MPH	DIFF	TIME OF DAY		
1 -	OUTLAP	20.073	140.6	14.156	134.2		14:32:04.397		
2 -	16.903	19.641	138.3	14.076	134.4	50.620	90.10	1.225	14:32:55.017
3 -	16.885	19.473	140.3	13.784	136.3	50.142 (3)	90.96	0.747	14:33:45.159
4 -	17.232	19.943	138.9	13.972	131.8	51.147	89.17	1.752	14:34:36.306
5 -	16.756	19.864	138.3	13.912	135.2	50.532	90.26	1.137	14:35:26.838
6 -	16.538	19.283	138.6	13.574	135.2	49.395 (1)	92.33		14:36:16.233
7 -	16.355	19.256	141.5	14.033	131.5	49.644 (2)	91.87	0.249	14:37:05.877
8 -	19.809	24.517	133.4	21.263	33.0	1:05.589	69.54	16.194	14:38:11.466

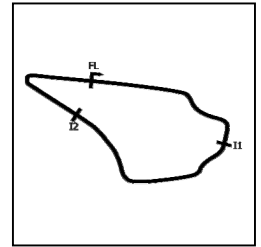
P12 12		Luke HEDGER				Kawasaki - MAD Racing			
IDEAL LAP TIME : 49.311		BEST LAP TIME : 49.424		DIFFERENCE : 0.113					
LAP	SECTOR 1	SECTOR 2	SECTOR 3	LAP TIME	MPH	DIFF	TIME OF DAY		
1 -	OUTLAP	20.889	134.4	14.766	135.5		14:30:58.932		
2 -	16.845	20.278	138.6	14.224	135.2	51.347	88.82	1.923	14:31:50.279
3 -	17.115	19.356	141.2	13.840	134.7	50.311	90.65	0.887	14:32:40.590
4 -	16.561	29.517	71.2	22.844	33.5	1:08.922	66.17	19.498	14:33:49.512
5 -	OUTLAP	19.932	136.9	21.344	26.5	2:18.873	32.84	1:29.449	14:36:08.385
6 -	OUTLAP	19.932	139.2	14.169	132.8	7:16.094	10.45	6:26.670	14:43:24.479
7 -	16.981	19.717	138.9	13.932	134.7	50.630	90.08	1.206	14:44:15.109
8 -	16.655	19.451	140.6	13.722	135.2	49.828	91.53	0.404	14:45:04.937
9 -	16.686	19.279	140.1	13.679	135.2	49.644	91.87	0.220	14:45:54.581
10 -	16.425	19.541	137.2	13.711	135.8	49.677	91.81	0.253	14:46:44.258
11 -	16.474	19.317	140.3	13.633	135.0	49.424 (1)	92.28		14:47:33.682
12 -	16.561	19.348	137.7	13.899	134.7	49.808	91.57	0.384	14:48:23.490
13 -	17.448	20.647	137.2	19.126	37.4	57.221	79.71	7.797	14:49:20.711
14 -	OUTLAP	22.352	57.9	16.122	133.6	2:51.555	26.58	2:02.131	14:52:12.266
15 -	16.566	19.441	140.1	13.831	134.2	49.838	91.51	0.414	14:53:02.104
16 -	16.514	19.374	140.1	13.716	135.8	49.604	91.95	0.180	14:53:51.708
17 -	16.467	20.424	131.8	14.040	134.4	50.931	89.55	1.507	14:54:42.639
18 -	16.516	19.339	139.8	13.631	135.2	49.486 (3)	92.16	0.062	14:55:32.125
19 -	16.700	19.505	137.2	16.931	133.9	53.136	85.83	3.712	14:56:25.261
20 -	16.577	19.255	139.5	13.631	136.6	49.463 (2)	92.21	0.039	14:57:14.724
21 -	16.590	23.639	120.4	14.259	134.7	54.488	83.70	5.064	14:58:09.212
22 -	16.528	19.542	124.0	20.665	33.9	56.735	80.39	7.311	14:59:05.947
23 -	OUTLAP	20.149	137.2	14.005	132.8	1:04.062	71.19	14.638	15:00:10.009

MCRCB BULLETIN TK030

2023 Bennetts British Superbike Championship - Round 4

2023 Pirelli National Superstock with Santander Consumer Finance

FREE PRACTICE 2 - SECTOR ANALYSIS



SECTOR 1 = FL to I1, SECTOR 2 = I1 to I2, SECTOR 3 = I2 to FL, DIFF = Difference To Personal Best Lap, P = Crossed Finish Line in Pit Lane, D = Time Disallowed

P13 51		Brayden ELLIOTT				Kawasaki - DAO Racing			
IDEAL LAP TIME : 49.433		BEST LAP TIME : 49.439		DIFFERENCE : 0.006					
LAP	SECTOR 1	SECTOR 2		SECTOR 3		LAP TIME	MPH	DIFF	TIME OF DAY
1 -	OUTLAP	21.459	132.8	14.463	130.8				14:31:47.007
2 -	17.020	19.663	136.6	14.239	130.8	50.922	89.57	1.483	14:32:37.929
3 -	16.854	19.580	137.7	14.104	132.1	50.538	90.25	1.099	14:33:28.467
4 -	16.729	19.438	139.8	14.182	130.8	50.349	90.58	0.910	14:34:18.816
5 -	16.836	19.434	138.9	14.026	133.9	50.296	90.68	0.857	14:35:09.112
6 -	16.673	19.372	139.2	13.948	132.6	49.993	91.23	0.554	14:35:59.105
7 -	17.037	20.721	127.5	19.628	33.4	57.386	79.48	7.947	14:36:56.491
8 -	OUTLAP	19.722	139.5	14.221	129.0	4:27.755	17.03	3:38.316	14:41:24.246
9 -	17.766	23.960	126.6	14.165	132.8	55.891	81.60	6.452	14:42:20.137
10 -	16.380	19.252	139.2	13.807	133.6	49.439 (1)	92.25		14:43:09.576
11 -	16.381	19.364	138.6	13.801	133.4	49.546 (2)	92.05	0.107	14:43:59.122
12 -	17.073	21.326	124.2	19.315	40.9	57.714	79.02	8.275	14:44:56.836
13 -	OUTLAP	21.707	132.6	14.305	132.6	4:53.561	15.53	4:04.122	14:49:50.397
14 -	16.630	21.483	121.5	14.419	131.0	52.532	86.82	3.093	14:50:42.929
15 -	16.641	19.455	140.3	14.121	131.5	50.217	90.82	0.778	14:51:33.146
16 -	17.355	22.061	123.3	20.168	35.9	59.584	76.54	10.145	14:52:32.730
17 -	OUTLAP	20.458	138.0	14.028	131.3	1:07.987	67.08	18.548	14:53:40.717
18 -	16.754	21.167	122.4	19.132	36.9	57.053	79.94	7.614	14:54:37.770
19 -	OUTLAP	19.508	139.5	13.846	133.1	2:21.206	32.30	1:31.767	14:56:58.976
20 -	16.431	19.341	138.6	13.890	133.1	49.662 (3)	91.84	0.223	14:57:48.638
21 -	16.455	19.412	138.9	13.854	132.8	49.721	91.73	0.282	14:58:38.359
22 -	17.267	22.532	137.7	14.087	131.8	53.886	84.64	4.447	14:59:32.245
23 -	16.514	19.386	138.0	13.912	132.8	49.812	91.56	0.373	15:00:22.057

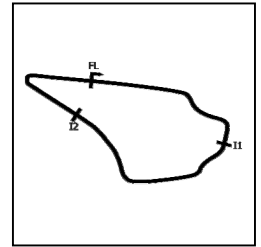
P14 99		Ben LUXTON				Honda - Ben Luxton Racing			
IDEAL LAP TIME : 49.462		BEST LAP TIME : 49.486		DIFFERENCE : 0.024					
LAP	SECTOR 1	SECTOR 2		SECTOR 3		LAP TIME	MPH	DIFF	TIME OF DAY
1 -	OUTLAP	20.593	137.5	17.709	120.0				14:31:52.431
2 -	18.463	20.518	134.7	14.221	135.0	53.202	85.73	3.716	14:32:45.633
3 -	16.715	19.539	141.5	13.879	134.7	50.133	90.98	0.647	14:33:35.766
4 -	16.653	19.335	143.7	13.762	135.8	49.750 (3)	91.68	0.264	14:34:25.516
5 -	17.740	20.048	142.7	14.437	133.9	52.225	87.33	2.739	14:35:17.741
6 -	16.611	19.348	144.3	13.815	135.2	49.774	91.63	0.288	14:36:07.515
7 -	16.604	19.413	143.7	13.701	136.6	49.718 (2)	91.73	0.232	14:36:57.233
8 -	16.860	19.913	141.8	13.818	136.1	50.591	90.15	1.105	14:37:47.824
9 -	16.542	19.359	142.7	13.585	136.1	49.486 (1)	92.16		14:38:37.310
10 -	16.613	19.337	144.0	13.739	135.8	49.689 D	91.79	0.203	14:39:26.999
11 -	16.596	19.339	144.0	13.876	133.9	49.811	91.56	0.325	14:40:16.810
12 -	17.884	22.901	126.6	14.211	134.2	54.996	82.93	5.510	14:41:11.806
13 -	16.746	21.181	125.6	21.165	35.2	59.092	77.18	9.606	14:42:10.898
14 -	OUTLAP	24.619	126.3	15.348	125.9	4:26.011	17.14	3:36.525	14:46:36.909
15 -	18.116	25.700	117.5	14.323	132.1	58.139	78.45	8.653	14:47:35.048
16 -	16.898	23.423	121.1	14.292	134.4	54.613	83.51	5.127	14:48:29.661
17 -	16.692	19.608	138.0	13.861	132.6	50.161	90.92	0.675	14:49:19.822
18 -	16.809	19.742	137.5	14.898	134.2	51.449	88.65	1.963	14:50:11.271
19 -	16.698	19.664	137.5	14.137	135.2	50.499	90.32	1.013	14:51:01.770
20 -	16.776	21.718	91.6	15.116	135.5	53.610	85.07	4.124	14:51:55.380
21 -	16.764	19.626	140.6	13.842	135.0	50.232	90.80	0.746	14:52:45.612
22 -	16.671	19.614	141.2	13.922	134.7	50.207	90.84	0.721	14:53:35.819
23 -	19.377	24.009	120.0	15.261	132.8	58.647	77.77	9.161	14:54:34.466
24 -	17.071	19.813	138.9	13.939	134.4	50.823	89.74	1.337	14:55:25.289
25 -	16.813	19.578	142.1	13.767	134.7	50.158	90.93	0.672	14:56:15.447
26 -	18.085	21.995	136.1	14.143	132.6	54.223	84.11	4.737	14:57:09.670
27 -	22.120	22.338	138.6	15.450	133.6	59.908	76.13	10.422	14:58:09.578
28 -	16.846	20.488	131.5	14.318	133.9	51.652	88.30	2.166	14:59:01.230
29 -	16.902	19.531	141.2	13.962	135.2	50.395	90.50	0.909	14:59:51.625
30 -	16.797	19.555	140.9	13.797	134.4	50.149	90.95	0.663	15:00:41.774

MCRCB BULLETIN TK030

2023 Bennetts British Superbike Championship - Round 4

2023 Pirelli National Superstock with Santander Consumer Finance

FREE PRACTICE 2 - SECTOR ANALYSIS



SECTOR 1 = FL to I1, SECTOR 2 = I1 to I2, SECTOR 3 = I2 to FL, DIFF = Difference To Personal Best Lap, P = Crossed Finish Line in Pit Lane, D = Time Disallowed

P15 23		David ALLINGHAM				Honda - SMS Racing			
IDEAL LAP TIME : 49.483		BEST LAP TIME : 49.579				DIFFERENCE : 0.096			
LAP	SECTOR 1	SECTOR 2		SECTOR 3		LAP TIME	MPH	DIFF	TIME OF DAY
1 -	OUTLAP	21.742	135.5	14.748	132.6				14:31:20.437
2 -	17.349	19.911	141.8	14.125	133.4	51.385	88.76	1.806	14:32:11.822
3 -	16.735	19.387	144.6	13.973	134.4	50.095	91.04	0.516	14:33:01.917
4 -	16.529	19.550	142.4	13.917	136.9	49.996	91.22	0.417	14:33:51.913
5 -	16.502	19.400	142.4	13.891	135.8	49.793	91.60	0.214	14:34:41.706
6 -	16.504	19.364	143.3	13.820	135.2	49.688 (3)	91.79	0.109	14:35:31.394
7 -	16.514	19.297	143.7	13.909	135.5	49.720	91.73	0.141	14:36:21.114
8 -	16.621	19.406	142.4	13.890	135.5	49.917	91.37	0.338	14:37:11.031
9 -	16.497	20.807	133.9	14.070	136.6	51.374	88.78	1.795	14:38:02.405
10 -	16.479	19.341	144.0	16.694	38.0	52.514	86.85	2.935	14:38:54.919
11 -	OUTLAP	23.329	135.5	14.622	132.8	10:22.948	7.32	9:33.369	14:49:17.867
12 -	17.107	21.003	130.8	14.770	133.6	52.880	86.25	3.301	14:50:10.747
13 -	16.588	19.475	141.2	13.951	132.1	50.014	91.19	0.435	14:51:00.761
14 -	16.602	19.423	142.7	13.876	134.4	49.901	91.40	0.322	14:51:50.662
15 -	16.584	19.783	136.6	14.159	132.1	50.526	90.27	0.947	14:52:41.188
16 -	16.565	19.422	140.6	13.877	134.2	49.864	91.47	0.285	14:53:31.052
17 -	16.788	21.057	142.1	13.879	134.4	51.724	88.18	2.145	14:54:22.776
18 -	16.565	19.436	141.8	13.941	134.4	49.942	91.32	0.363	14:55:12.718
19 -	16.515	19.419	141.5	13.908	135.2	49.842	91.51	0.263	14:56:02.560
20 -	16.399	19.448	142.7	13.804	135.5	49.651 (2)	91.86	0.072	14:56:52.211
21 -	16.450	19.342	144.0	13.787	136.9	49.579 (1)	91.99		14:57:41.790
22 -	17.006	21.020	132.3	20.299	35.2	58.325	78.20	8.746	14:58:40.115

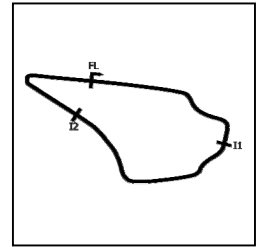
P16 45		Scott SWANN				Yamaha - Swann Racing			
IDEAL LAP TIME : 49.504		BEST LAP TIME : 49.643				DIFFERENCE : 0.139			
LAP	SECTOR 1	SECTOR 2		SECTOR 3		LAP TIME	MPH	DIFF	TIME OF DAY
1 -	OUTLAP	22.720	132.3	15.495	115.9				14:34:13.423
2 -	19.230	23.402	125.6	14.678	130.5	57.310	79.58	7.667	14:35:10.733
3 -	17.640	20.574	131.5	22.323	41.8	1:00.537	75.34	10.894	14:36:11.270
4 -	OUTLAP	20.381	139.2	14.321	130.5	2:54.804	26.09	2:05.161	14:39:06.074
5 -	17.157	19.591	139.8	13.932	132.6	50.680	89.99	1.037	14:39:56.754
6 -	16.745	19.662	139.2	13.911	132.3	50.318	90.64	0.675	14:40:47.072
7 -	16.783	19.352	139.2	13.928	131.8	50.063	91.10	0.420	14:41:37.135
8 -	16.823	19.298	139.8	13.766	133.1	49.887	91.42	0.244	14:42:27.022
9 -	16.521	19.369	138.3	13.829	131.5	49.719 (2)	91.73	0.076	14:43:16.741
10 -	16.660	19.233	138.9	13.989	132.1	49.882 (3)	91.43	0.239	14:44:06.623
11 -	16.531	19.217	137.7	13.895	131.5	49.643 (1)	91.87		14:44:56.266
12 -	16.651	19.232	138.0	15.568	128.8	51.451	88.64	1.808	14:45:47.717
13 -	17.100	22.481	128.0	14.717	128.8	54.298	84.00	4.655	14:46:42.015
14 -	17.090	22.806	111.1	17.227	40.0	57.123	79.84	7.480	14:47:39.138
15 -	OUTLAP	23.040	138.3	13.990	132.3	4:13.987	17.95	3:24.344	14:51:53.125
16 -	16.799	19.873	137.7	14.028	130.0	50.700	89.96	1.057	14:52:43.825
17 -	16.772	19.485	137.5	16.667	122.0	52.924	86.18	3.281	14:53:36.749
18 -	17.394	19.674	136.9	15.908	129.8	52.976	86.09	3.333	14:54:29.725
19 -	17.076	19.573	138.0	13.988	130.8	50.637	90.07	0.994	14:55:20.362
20 -	16.650	19.470	137.5	14.025	130.3	50.145	90.95	0.502	14:56:10.507
21 -	16.834	19.717	136.6	14.076	130.8	50.627	90.09	0.984	14:57:01.134
22 -	17.055	19.422	138.0	14.048	131.5	50.525	90.27	0.882	14:57:51.659
23 -	16.614	19.660	138.0	21.533	31.1	57.807	78.90	8.164	14:58:49.466

MCRCB BULLETIN TK030

2023 Bennetts British Superbike Championship - Round 4

2023 Pirelli National Superstock with Santander Consumer Finance

FREE PRACTICE 2 - SECTOR ANALYSIS



SECTOR 1 = FL to I1, SECTOR 2 = I1 to I2, SECTOR 3 = I2 to FL, DIFF = Difference To Personal Best Lap, P = Crossed Finish Line in Pit Lane, D = Time Disallowed

P17 18		Shaun WINFIELD				Honda - TAG Racing			
IDEAL LAP TIME : 49.548		BEST LAP TIME : 49.703		DIFFERENCE : 0.155					
LAP	SECTOR 1	SECTOR 2		SECTOR 3		LAP TIME	MPH	DIFF	TIME OF DAY
1 -	OUTLAP	20.366	134.2	14.751	135.2				14:30:59.180
2 -	17.204	19.935	128.8	14.498	133.9	51.637	88.33	1.934	14:31:50.817
3 -	17.981	19.949	142.1	13.976	134.2	51.906	87.87	2.203	14:32:42.723
4 -	16.814	19.536	142.1	13.942	137.5	50.292	90.69	0.589	14:33:33.015
5 -	16.655	19.358	143.0	13.875	133.1	49.888	91.42	0.185	14:34:22.903
6 -	16.655	19.298	142.4	13.812	135.8	49.765 (2)	91.65	0.062	14:35:12.668
7 -	16.546	19.635	142.1	13.829	135.5	50.010	91.20	0.307	14:36:02.678
8 -	16.796	19.633	142.7	13.808	134.4	50.237	90.79	0.534	14:36:52.915
9 -	16.586	19.342	141.8	13.775	134.4	49.703 (1)	91.76		14:37:42.618
10 -	17.042	23.340	86.2	22.097	39.1	1:02.479	73.00	12.776	14:38:45.097
11 -	OUTLAP	19.910	139.5	13.934	132.3	8:01.478	9.47	7:11.775	14:46:46.575
12 -	16.840	19.456	141.2	13.848	133.9	50.144	90.96	0.441	14:47:36.719
13 -	16.661	19.489	140.6	13.746	134.2	49.896	91.41	0.193	14:48:26.615
14 -	16.668	19.411	142.1	13.704	135.0	49.783 (3)	91.61	0.080	14:49:16.398
15 -	17.298	23.005	136.6	14.754	132.8	55.057	82.84	5.354	14:50:11.455
16 -	16.840	19.318	142.1	13.897	132.8	50.055	91.12	0.352	14:51:01.510
17 -	16.738	19.449	141.5	13.831	132.6	50.018	91.18	0.315	14:51:51.528
18 -	17.248	23.017	98.9	20.233	40.7	1:00.498	75.39	10.795	14:52:52.026
19 -	OUTLAP	19.852	140.6	13.942	132.3	3:50.321	19.80	3:00.618	14:56:42.347
20 -	16.873	19.467	142.7	13.774	134.7	50.114	91.01	0.411	14:57:32.461
21 -	16.701	19.315	142.7	13.876	133.6	49.892	91.41	0.189	14:58:22.353
22 -	16.636	19.486	142.4	13.915	133.6	50.037	91.15	0.334	14:59:12.390
23 -	16.793	21.772	100.0	15.462	128.0	54.027	84.42	4.324	15:00:06.417

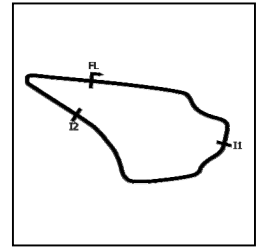
P18 11		Simon REID				Honda - C&L Fairburn Properties Jackson Racing			
IDEAL LAP TIME : 49.641		BEST LAP TIME : 49.838		DIFFERENCE : 0.197					
LAP	SECTOR 1	SECTOR 2		SECTOR 3		LAP TIME	MPH	DIFF	TIME OF DAY
1 -	OUTLAP	20.623	136.9	14.614	128.5				14:32:25.558
2 -	17.122	19.637	141.5	13.861	132.6	50.620	90.10	0.782	14:33:16.178
3 -	16.805	19.394	141.5	13.958	131.5	50.157	90.93	0.319	14:34:06.335
4 -	16.705	19.628	141.2	18.367	119.1	54.700	83.38	4.862	14:35:01.035
5 -	17.819	20.002	141.5	14.017	132.6	51.838	87.98	2.000	14:35:52.873
6 -	16.545	19.348	142.7	18.877	107.2	54.770	83.27	4.932	14:36:47.643
7 -	18.156	19.910	137.2	14.081	132.3	52.147	87.46	2.309	14:37:39.790
8 -	16.634	19.406	141.5	13.899	131.8	49.939 (2)	91.33	0.101	14:38:29.729
9 -	17.386	22.444	120.4	21.047	32.7	1:00.877	74.92	11.039	14:39:30.606
10 -	OUTLAP	20.479	137.5	14.204	130.5	6:06.235	12.45	5:16.397	14:45:36.841
11 -	16.892	19.789	139.8	14.515	127.5	51.196	89.09	1.358	14:46:28.037
12 -	16.819	19.545	138.6	14.001	130.0	50.365	90.56	0.527	14:47:18.402
13 -	16.699	19.477	137.7	14.045	130.5	50.221	90.82	0.383	14:48:08.623
14 -	16.543	19.350	139.5	13.945	132.6	49.838 (1)	91.51		14:48:58.461
15 -	16.638	19.474	140.1	19.171	37.9	55.283	82.50	5.445	14:49:53.744
16 -	OUTLAP	24.045	101.0	15.500	127.8	4:42.098	16.16	3:52.260	14:54:35.842
17 -	17.352	20.104	138.6	14.243	130.0	51.699	88.22	1.861	14:55:27.541
18 -	16.667	19.475	140.1	13.994	131.5	50.136	90.97	0.298	14:56:17.677
19 -	16.622	19.593	139.8	13.750	132.6	49.965 (3)	91.28	0.127	14:57:07.642
20 -	17.317	20.151	136.3	14.145	131.3	51.613	88.37	1.775	14:57:59.255
21 -	16.581	19.557	137.7	14.077	129.3	50.215	90.83	0.377	14:58:49.470
22 -	16.798	19.821	136.9	14.376	132.3	50.995	89.44	1.157	14:59:40.465
23 -	16.835	19.516	137.5	14.044	130.8	50.395	90.50	0.557	15:00:30.860

MCRCB BULLETIN TK030

2023 Bennetts British Superbike Championship - Round 4

2023 Pirelli National Superstock with Santander Consumer Finance

FREE PRACTICE 2 - SECTOR ANALYSIS



SECTOR 1 = FL to I1, SECTOR 2 = I1 to I2, SECTOR 3 = I2 to FL, DIFF = Difference To Personal Best Lap, P = Crossed Finish Line in Pit Lane, D = Time Disallowed

P19 59		Matt TRUELOVE				Honda - TAG Racing			
IDEAL LAP TIME : 49.818		BEST LAP TIME : 49.870				DIFFERENCE : 0.052			
LAP	SECTOR 1	SECTOR 2		SECTOR 3		LAP TIME	MPH	DIFF	TIME OF DAY
1 -	OUTLAP	20.433	137.2	14.044	130.8				14:30:58.196
2 -	17.341	20.141	138.9	14.011	131.0	51.493	88.57	1.623	14:31:49.689
3 -	17.201	19.738	138.9	13.788	132.6	50.727	89.91	0.857	14:32:40.416
4 -	16.929	20.265	137.5	13.872	131.5	51.066	89.31	1.196	14:33:31.482
5 -	16.711	19.545	139.5	13.819	132.1	50.075 (3)	91.08	0.205	14:34:21.557
6 -	16.694	19.559	137.5	13.826	133.1	50.079	91.07	0.209	14:35:11.636
7 -	16.944	19.897	137.5	14.095	131.8	50.936	89.54	1.066	14:36:02.572
8 -	16.727	19.599	138.6	13.950	129.8	50.276	90.72	0.406	14:36:52.848
9 -	18.229	26.174	93.3	19.697	43.7	1:04.100	71.15	14.230	14:37:56.948
10 -	OUTLAP	20.460	139.2	13.967	129.5	6:21.415	11.95	5:31.545	14:44:18.363
11 -	16.670	19.573	140.6	13.864	130.5	50.107	91.02	0.237	14:45:08.470
12 -	16.617	19.435	141.2	13.818	131.3	49.870 (1)	91.46		14:45:58.340
13 -	16.908	23.068	122.2	18.701	49.8	58.677	77.73	8.807	14:46:57.017
14 -	OUTLAP	25.791	100.9	16.264	132.8	3:14.882	23.40	2:25.012	14:50:11.899
15 -	16.913	19.462	142.4	14.185	131.0	50.560	90.21	0.690	14:51:02.459
16 -	16.595	19.528	140.3	13.946	131.0	50.069 (2)	91.09	0.199	14:51:52.528
17 -	16.657	23.131	118.5	18.141	45.1	57.929	78.73	8.059	14:52:50.457
18 -	OUTLAP	20.028	138.0	14.043	130.8	3:50.062	19.82	3:00.192	14:56:40.519
19 -	16.819	19.645	138.0	13.958	130.8	50.422	90.45	0.552	14:57:30.941
20 -	16.636	19.877	131.0	15.941	130.3	52.454	86.95	2.584	14:58:23.395
21 -	16.727	19.647	138.9	14.429	131.5	50.803	89.78	0.933	14:59:14.198
22 -	16.688	19.728	137.7	14.144	130.0	50.560	90.21	0.690	15:00:04.758

P20 80		Callum BEY				Suzuki - FilterLogic by EightZero Racing			
IDEAL LAP TIME : 50.342		BEST LAP TIME : 50.395				DIFFERENCE : 0.053			
LAP	SECTOR 1	SECTOR 2		SECTOR 3		LAP TIME	MPH	DIFF	TIME OF DAY
1 -	OUTLAP	22.891	125.6	14.409	130.5				14:32:21.580
2 -	17.225	19.914	137.2	14.195	130.0	51.334	88.85	0.939	14:33:12.914
3 -	16.809	19.917	137.5	14.124	131.5	50.850 (3)	89.69	0.455	14:34:03.764
4 -	17.072	19.794	137.2	14.111	131.3	50.977	89.47	0.582	14:34:54.741
5 -	16.731	19.677	138.6	13.987	132.1	50.395 (1)	90.50		14:35:45.136
6 -	17.555	21.206	114.9	20.336	31.7	59.097	77.18	8.702	14:36:44.233
7 -	OUTLAP	21.157	136.3	14.185	130.8	3:10.334	23.96	2:19.939	14:39:54.567
8 -	16.860	19.663	137.2	14.079	129.8	50.602 (2)	90.13	0.207	14:40:45.169
9 -	16.731	20.072	128.8	15.622	100.7	52.425	87.00	2.030	14:41:37.594
10 -	18.738	21.664	128.8	14.200	133.6	54.602	83.53	4.207	14:42:32.196
11 -	16.800	19.624	138.0	18.658	36.2	55.082	82.80	4.687	14:43:27.278

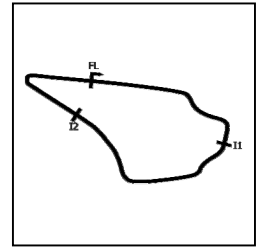
P21 17		Matty WHELAN				Suzuki - Milestone by ATS Racing			
IDEAL LAP TIME : 50.405		BEST LAP TIME : 50.656				DIFFERENCE : 0.251			
LAP	SECTOR 1	SECTOR 2		SECTOR 3		LAP TIME	MPH	DIFF	TIME OF DAY
1 -	OUTLAP	20.858	131.5	14.738	120.6				14:31:50.900
2 -	21.700	25.733	93.0	25.831	27.9	1:13.264	62.25	22.608	14:33:04.164
3 -	OUTLAP	20.188	136.1	14.523	125.4	1:28.483	51.54	37.827	14:34:32.647
4 -	19.335	25.338	80.9	24.659	29.9	1:09.332	65.78	18.676	14:35:41.979
5 -	OUTLAP	20.921	131.8	14.589	118.7	4:20.258	17.52	3:29.602	14:40:02.237
6 -	21.664	26.413	100.0	23.786	35.1	1:11.863	63.46	21.207	14:41:14.100
7 -	OUTLAP	21.259	121.1	15.437	116.5	8:29.785	8.94	7:39.129	14:49:43.885
8 -	19.034	20.383	133.1	14.322	122.6	53.739	84.87	3.083	14:50:37.624
9 -	18.001	20.083	135.0	14.213	126.1	52.297	87.21	1.641	14:51:29.921
10 -	17.392	20.001	135.8	14.168	125.4	51.561	88.46	0.905	14:52:21.482
11 -	17.263	19.895	134.4	14.168	127.5	51.326	88.86	0.670	14:53:12.808
12 -	17.359	20.063	135.5	14.185	130.0	51.607	88.38	0.951	14:54:04.415
13 -	17.397	19.895	136.1	13.850	130.5	51.142	89.18	0.486	14:54:55.557
14 -	17.122	19.896	137.7	14.036	129.0	51.054 (2)	89.33	0.398	14:55:46.611
15 -	17.314	19.832	137.5	13.965	129.8	51.111 (3)	89.23	0.455	14:56:37.722
16 -	17.227	19.850	138.0	14.076	129.0	51.153	89.16	0.497	14:57:28.875
17 -	16.816	19.834	136.6	14.006	130.5	50.656 (1)	90.04		14:58:19.531
18 -	16.789	19.766	139.2	2:36.277	28.4	3:12.832	23.65	2:22.176	15:01:32.363

MCRCB BULLETIN TK030

2023 Bennetts British Superbike Championship - Round 4

2023 Pirelli National Superstock with Santander Consumer Finance

FREE PRACTICE 2 - SECTOR ANALYSIS



SECTOR 1 = FL to I1, SECTOR 2 = I1 to I2, SECTOR 3 = I2 to FL, DIFF = Difference To Personal Best Lap, P = Crossed Finish Line in Pit Lane, D = Time Disallowed

P22 13		Lewis PATERSON				Suzuki - LP Factory Racing			
IDEAL LAP TIME : 50.483		BEST LAP TIME : 50.657				DIFFERENCE : 0.174			
LAP	SECTOR 1	SECTOR 2		SECTOR 3		LAP TIME	MPH	DIFF	TIME OF DAY
1 -	OUTLAP	20.672	136.3	14.506	130.0				14:31:50.079
2 -	17.821	19.733	138.9	14.072	131.8	51.626	88.34	0.969	14:32:41.705
3 -	16.975	20.138	137.5	14.095	130.8	54.208 D	89.07	0.551	14:33:32.913
4 -	17.329	19.605	140.1	14.134	129.3	51.068	89.31	0.411	14:34:23.981
5 -	17.112	19.727	138.3	14.104	130.0	50.943 (3)	89.53	0.286	14:35:14.924
6 -	16.950	19.560	138.3	14.455	130.3	50.965	89.49	0.308	14:36:05.889
7 -	16.966	19.638	137.7	14.298	131.5	50.902 (2)	89.60	0.245	14:36:56.791
8 -	16.945	20.178	137.7	15.102	128.3	52.225	87.33	1.568	14:37:49.016
9 -	17.177	19.739	138.3	14.324	128.0	51.240	89.01	0.583	14:38:40.256
10 -	17.128	19.747	137.7	14.101	127.8	50.976	89.47	0.319	14:39:31.232
11 -	17.033	19.831	138.0	19.265	27.3	56.129	81.26	5.472	14:40:27.361
12 -	OUTLAP	20.477	136.9	14.386	127.0	3:59.359 D	19.05	3:08.702	14:44:26.720
13 -	17.830	21.965	136.9	14.373	127.3	54.168	84.20	3.511	14:45:20.888
14 -	17.532	22.952	135.0	19.111	34.3	59.595	76.53	8.938	14:46:20.483
15 -	OUTLAP	20.295	136.1	14.460	129.3	1:51.305	40.97	1:00.648	14:48:11.788
16 -	16.992	19.855	137.2	14.292	128.3	51.139	89.19	0.482	14:49:02.927
17 -	16.919	20.495	135.8	14.241	130.5	51.655	88.29	0.998	14:49:54.582
18 -	16.851	19.614	136.6	14.192	129.0	50.657 (1)	90.03		14:50:45.239
19 -	18.104	21.561	136.9	20.122	30.5	59.787	76.28	9.130	14:51:45.026
20 -	OUTLAP	21.244	135.8	14.673	129.5	5:00.049	15.20	4:09.392	14:56:45.075
21 -	18.140	26.593	135.2	20.350	28.5	1:05.083	70.08	14.426	14:57:50.158

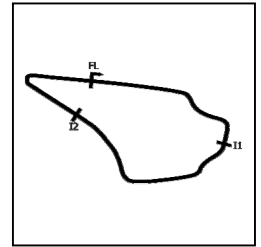
P23 96		Kieran SMITH				Honda - Corkie Racing			
IDEAL LAP TIME : 50.569		BEST LAP TIME : 50.850				DIFFERENCE : 0.281			
LAP	SECTOR 1	SECTOR 2		SECTOR 3		LAP TIME	MPH	DIFF	TIME OF DAY
1 -	OUTLAP	22.097	132.1	14.979	131.3				14:32:46.106
2 -	17.729	20.632	135.0	14.708	128.8	53.069	85.94	2.219	14:33:39.175
3 -	17.483	20.299	139.2	14.418	130.8	52.200	87.37	1.350	14:34:31.375
4 -	17.170	20.315	139.8	14.396	131.5	51.881	87.91	1.031	14:35:23.256
5 -	16.967	20.092	140.3	14.166	131.3	51.225	89.04	0.375	14:36:14.481
6 -	17.003	20.227	139.5	14.202	129.3	51.432	88.68	0.582	14:37:05.913
7 -	17.277	20.139	139.2	13.919	132.3	51.335	88.84	0.485	14:37:57.248
8 -	16.994	20.013	140.1	13.962	132.6	50.969	89.48	0.119	14:38:48.217
9 -	17.082	19.939	140.3	14.145	132.8	51.166	89.14	0.316	14:39:39.383
10 -	16.992	19.943	141.8	13.915	133.1	50.850 (1)	89.69		14:40:30.233
11 -	17.395	20.299	139.8	14.412	129.0	52.106	87.53	1.256	14:41:22.339
12 -	17.843	21.900	103.2	20.081	36.8	59.824	76.24	8.974	14:42:22.163
13 -	OUTLAP	26.272	96.5	15.180	129.5	4:47.281	15.87	3:56.431	14:47:09.444
14 -	17.877	20.608	139.2	14.288	131.3	52.773	86.42	1.923	14:48:02.217
15 -	17.043	19.853	140.1	14.005	132.3	50.901 (2)	89.60	0.051	14:48:53.118
16 -	16.968	20.017	141.2	14.251	128.5	51.236	89.02	0.386	14:49:44.354
17 -	17.051	20.106	140.1	13.836	132.8	50.993	89.44	0.143	14:50:35.347
18 -	16.894	19.909	139.5	15.331	127.8	52.134	87.48	1.284	14:51:27.481
19 -	16.988	19.839	140.3	14.081	131.0	50.908 (3)	89.59	0.058	14:52:18.389
20 -	16.976	20.089	140.3	14.044	130.8	51.109	89.24	0.259	14:53:09.498
21 -	16.918	19.892	139.2	14.116	131.0	50.926	89.56	0.076	14:54:00.424
22 -	16.918	20.207	137.7	14.255	131.3	51.380	88.77	0.530	14:54:51.804
23 -	17.124	19.929	139.8	14.134	129.8	51.187	89.10	0.337	14:55:42.991
24 -	16.933	20.498	138.6	14.298	126.3	51.729	88.17	0.879	14:56:34.720
25 -	17.245	20.287	132.6	14.506	128.8	52.038	87.64	1.188	14:57:26.758
26 -	16.999	20.173	140.1	14.065	130.3	51.237	89.01	0.387	14:58:17.995
27 -	17.398	21.564	136.3	22.039	35.1	1:01.001	74.77	10.151	14:59:18.996

MCRCB BULLETIN TK030

2023 Bennetts British Superbike Championship - Round 4

2023 Pirelli National Superstock with Santander Consumer Finance

FREE PRACTICE 2 - SECTOR ANALYSIS



SECTOR 1 = FL to I1, SECTOR 2 = I1 to I2, SECTOR 3 = I2 to FL, DIFF = Difference To Personal Best Lap, P = Crossed Finish Line in Pit Lane, D = Time Disallowed

P24 25		Jorel BOERBOOM				Kawasaki - G&S Racing			
IDEAL LAP TIME : 50.886		BEST LAP TIME : 50.945		DIFFERENCE : 0.059					
LAP	SECTOR 1	SECTOR 2		SECTOR 3		LAP TIME	MPH	DIFF	TIME OF DAY
1 -	OUTLAP	20.947	135.8	14.847	127.5				14:32:07.578
2 -	17.715	20.549	138.9	14.549	126.6	52.813	86.36	1.868	14:33:00.391
3 -	17.335	19.995	139.2	14.067	129.5	51.397	88.74	0.452	14:33:51.788
4 -	17.264	19.905	137.7	14.172	129.0	51.341	88.83	0.396	14:34:43.129
5 -	17.039	20.088	138.3	14.239	129.0	51.366	88.79	0.421	14:35:34.495
6 -	17.601	20.753	137.5	20.086	32.0	58.440	78.04	7.495	14:36:32.935
7 -	OUTLAP	20.373	137.5	14.418	126.1	3:48.356	19.97	2:57.411	14:40:21.291
8 -	17.657	20.215	136.3	14.194	127.5	52.066	87.60	1.121	14:41:13.357
9 -	17.155	19.889	139.5	14.127	130.8	51.171 (2)	89.13	0.226	14:42:04.528
10 -	17.239	20.388	137.7	14.017	129.3	51.644	88.31	0.699	14:42:56.172
11 -	17.084	19.981	138.9	14.212	128.3	51.277	88.95	0.332	14:43:47.449
12 -	17.169	19.966	139.5	14.386	126.1	51.521	88.52	0.576	14:44:38.970
13 -	17.599	20.214	139.2	20.417	30.1	58.230	78.32	7.285	14:45:37.200
14 -	OUTLAP	20.375	137.5	14.324	127.5	6:12.317	12.25	5:21.372	14:51:49.517
15 -	17.314	20.093	137.7	14.354	128.3	51.761	88.11	0.816	14:52:41.278
16 -	17.010	19.876	138.6	14.059	126.3	50.945 (1)	89.53		14:53:32.223
17 -	17.136	20.050	140.6	14.000	128.5	51.186 (3)	89.10	0.241	14:54:23.409
18 -	17.512	20.167	140.1	14.779	130.3	52.458	86.94	1.513	14:55:15.867
19 -	17.341	20.062	139.2	17.760	126.6	55.163	82.68	4.218	14:56:11.030
20 -	17.367	20.504	138.3	14.365	128.5	52.236	87.31	1.291	14:57:03.266
21 -	17.375	20.192	138.6	21.662	32.2	59.229	77.00	8.284	14:58:02.495
22 -	OUTLAP	20.186	137.2	14.718	127.5	1:32.323	49.40	41.378	14:59:34.818
23 -	17.286	20.014	139.5	14.114	128.5	51.414	88.71	0.469	15:00:26.232

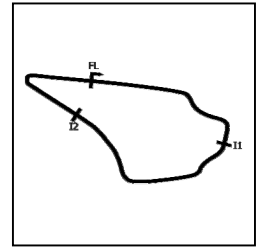
P25 26		Joe MOORE				Suzuki - Clearline Racing			
IDEAL LAP TIME : 50.955		BEST LAP TIME : 51.262		DIFFERENCE : 0.307					
LAP	SECTOR 1	SECTOR 2		SECTOR 3		LAP TIME	MPH	DIFF	TIME OF DAY
1 -	OUTLAP	20.796	136.3	14.672	128.5				14:31:56.776
2 -	17.612	21.075	135.8	14.502	129.3	53.189	85.75	1.927	14:32:49.965
3 -	17.528	20.274	138.3	14.851	127.0	52.653	86.62	1.391	14:33:42.618
4 -	17.469	20.452	138.6	15.497	124.2	53.418	85.38	2.156	14:34:36.036
5 -	17.510	20.622	138.3	14.450	126.3	52.582	86.74	1.320	14:35:28.618
6 -	17.431	20.013	138.6	14.815	128.5	52.259	87.27	0.997	14:36:20.877
7 -	17.340	20.387	138.9	14.459	128.5	52.186	87.40	0.924	14:37:13.063
8 -	17.604	20.611	138.3	14.180	130.5	52.395	87.05	1.133	14:38:05.458
9 -	17.342	20.700	136.9	14.251	129.0	52.293	87.22	1.031	14:38:57.751
10 -	17.369	20.422	137.7	14.403	127.8	52.194	87.38	0.932	14:39:49.945
11 -	17.439	20.614	136.9	19.350	32.5	57.403	79.45	6.141	14:40:47.348
12 -	OUTLAP	20.606	137.5	14.235	128.5	8:19.062	9.13	7:27.800	14:49:06.410
13 -	17.174	20.173	128.8	14.532	127.0	51.879	87.91	0.617	14:49:58.289
14 -	17.215	20.087	137.2	13.960	128.0	51.262 (1)	88.97		14:50:49.551
15 -	17.342	20.102	138.6	14.159	125.4	51.603 (3)	88.38	0.341	14:51:41.154
16 -	17.382	20.238	137.7	14.179	127.5	51.799	88.05	0.537	14:52:32.953
17 -	16.982	20.204	136.9	14.282	128.5	51.468 (2)	88.62	0.206	14:53:24.421
18 -	17.095	20.153	137.2	14.470	128.8	51.718	88.19	0.456	14:54:16.139
19 -	17.171	20.913	133.6	21.958	31.8	1:00.042	75.96	8.780	14:55:16.181

MCRCB BULLETIN TK030

2023 Bennetts British Superbike Championship - Round 4

2023 Pirelli National Superstock with Santander Consumer Finance

FREE PRACTICE 2 - SECTOR ANALYSIS



SECTOR 1 = FL to I1, SECTOR 2 = I1 to I2, SECTOR 3 = I2 to FL, DIFF = Difference To Personal Best Lap, P = Crossed Finish Line in Pit Lane, D = Time Disallowed

P26 57		Richard WHITE		BMW - Trackdudes powered by Hilltop Motorcycles					
IDEAL LAP TIME : 51.638		BEST LAP TIME : 52.060		DIFFERENCE : 0.422					
LAP	SECTOR 1	SECTOR 2		SECTOR 3		LAP TIME	MPH	DIFF	TIME OF DAY
1 -	OUTLAP	21.554	135.0	14.674	134.2				14:31:20.748
2 -	17.663	20.687	136.6	14.616	130.5	52.966	86.11	0.906	14:32:13.714
3 -	17.545	20.931	136.9	14.413	132.8	52.889	86.23	0.829	14:33:06.603
4 -	17.293	20.721	136.1	14.977	132.1	52.991	86.07	0.931	14:33:59.594
5 -	17.252	20.578	136.1	14.397	130.5	52.227	87.33	0.167	14:34:51.821
6 -	17.295	20.769	138.9	14.420	130.8	52.484	86.90	0.424	14:35:44.305
7 -	17.364	20.862	134.7	14.394	131.8	52.620	86.68	0.560	14:36:36.925
8 -	17.225	20.811	134.7	14.376	131.8	52.412	87.02	0.352	14:37:29.337
9 -	17.262	20.835	135.8	14.230	131.3	52.327	87.16	0.267	14:38:21.664
10 -	17.284	20.977	138.3	14.327	131.0	52.588	86.73	0.528	14:39:14.252
11 -	17.002	21.179	136.3	19.049	40.7	57.230	79.69	5.170	14:40:11.482
12 -	OUTLAP	20.843	136.3	14.487	133.6	6:03.580	12.54	5:11.520	14:46:15.062
13 -	17.339	20.426	138.0	14.367	131.0	52.132	87.49	0.072	14:47:07.194
14 -	17.305	21.018	137.7	17.207	129.3	55.530	82.13	3.470	14:48:02.724
15 -	17.393	20.503	136.6	14.440	132.3	52.336	87.15	0.276	14:48:55.060
16 -	17.146	20.909	135.2	14.522	130.5	52.577	86.75	0.517	14:49:47.637
17 -	17.175	20.581	135.2	14.339	130.5	52.095	87.55	0.035	14:50:39.732
18 -	17.481	20.915	136.3	14.526	131.5	52.922	86.18	0.862	14:51:32.654
19 -	17.221	20.668	138.3	14.265	130.8	52.154	87.45	0.094	14:52:24.808
20 -	17.410	20.634	136.6	14.705	130.3	52.749	86.46	0.689	14:53:17.557
21 -	17.325	20.904	134.4	14.410	130.8	52.639	86.64	0.579	14:54:10.196
22 -	17.262	20.603	136.9	14.210	131.0	52.075 (3)	87.58	0.015	14:55:02.271
23 -	17.294	20.770	136.1	14.581	130.8	52.645	86.63	0.585	14:55:54.916
24 -	17.441	20.808	135.2	14.376	130.8	52.625	86.67	0.565	14:56:47.541
25 -	17.311	20.743	135.5	14.288	133.6	52.342	87.14	0.282	14:57:39.883
26 -	17.176	20.597	138.3	14.292	131.3	52.065 (2)	87.60	0.005	14:58:31.948
27 -	17.560	20.620	136.1	14.296	130.5	52.476	86.91	0.416	14:59:24.424
28 -	17.367	20.477	138.3	14.216	130.0	52.060 (1)	87.61		15:00:16.484

MCRCB BULLETIN TK031**2023 Bennetts British Superbike Championship - Round 4****2023 Pirelli National Superstock with Santander Consumer Finance****FREE PRACTICE 2 - BEST SECTORS**

SECTOR 1			SECTOR 2			SECTOR 3			IDEAL / BEST COMPARISON						
POS	NO	NAME	TIME	NO	NAME	TIME	NO	NAME	TIME	POS	NO	NAME	IDEAL	BEST	DIFF
													PERFECT LAP	48.393	
1	4	LINFOOT	16.045	5	KERR	18.982	5	KERR	13.366	1	5	KERR	48.448	48.497	0.049
2	5	KERR	16.100	75	OLSEN	19.021	34	SEELEY	13.408	2	4	LINFOOT	48.595	48.690	0.095
3	75	OLSEN	16.109	8	ROLLO	19.046	19	TALBOT	13.446	3	75	OLSEN	48.613	48.643	0.030
4	34	SEELEY	16.233	4	LINFOOT	19.061	8	ROLLO	13.476	4	34	SEELEY	48.742	49.071	0.329
5	8	ROLLO	16.260	34	SEELEY	19.101	75	OLSEN	13.483	5	8	ROLLO	48.782	48.984	0.202
6	19	TALBOT	16.272	3	McCONNELL	19.119	4	LINFOOT	13.489	6	19	TALBOT	48.839	48.925	0.086
7	55	BEECH	16.310	19	TALBOT	19.121	40	FRANCIS	13.507	7	3	McCONNELL	48.961	49.124	0.163
8	3	McCONNELL	16.320	55	BEECH	19.165	3	McCONNELL	13.522	8	55	BEECH	49.070	49.133	0.063
9	77	HARRAN	16.332	40	FRANCIS	19.176	54	BOURNE	13.574	9	40	FRANCIS	49.097	49.198	0.101
10	54	BOURNE	16.355	45	SWANN	19.217	99	LUXTON	13.585	10	54	BOURNE	49.185	49.395	0.210
11	51	ELLIOTT	16.380	77	HARRAN	19.252	55	BEECH	13.595	11	77	HARRAN	49.245	49.373	0.128
12	23	ALLINGHAM	16.399	51	ELLIOTT	19.252	12	HEDGER	13.631	12	12	HEDGER	49.311	49.424	0.113
13	40	FRANCIS	16.414	12	HEDGER	19.255	77	HARRAN	13.661	13	51	ELLIOTT	49.433	49.439	0.006
14	12	HEDGER	16.425	54	BOURNE	19.256	18	WINFIELD	13.704	14	99	LUXTON	49.462	49.486	0.024
15	45	SWANN	16.521	23	ALLINGHAM	19.297	11	REID	13.750	15	23	ALLINGHAM	49.483	49.579	0.096
16	99	LUXTON	16.542	18	WINFIELD	19.298	45	SWANN	13.766	16	45	SWANN	49.504	49.643	0.139
17	11	REID	16.543	99	LUXTON	19.335	23	ALLINGHAM	13.787	17	18	WINFIELD	49.548	49.703	0.155
18	18	WINFIELD	16.546	11	REID	19.348	59	TRUELOVE	13.788	18	11	REID	49.641	49.838	0.197
19	59	TRUELOVE	16.595	59	TRUELOVE	19.435	51	ELLIOTT	13.801	19	59	TRUELOVE	49.818	49.870	0.052
20	80	BEY	16.731	13	PATERSON	19.560	96	SMITH	13.836	20	80	BEY	50.342	50.395	0.053
21	17	WHELAN	16.789	80	BEY	19.624	17	WHELAN	13.850	21	17	WHELAN	50.405	50.656	0.251
22	13	PATERSON	16.851	17	WHELAN	19.766	26	MOORE	13.960	22	13	PATERSON	50.483	50.657	0.174
23	96	SMITH	16.894	96	SMITH	19.839	80	BEY	13.987	23	96	SMITH	50.569	50.850	0.281
24	26	MOORE	16.982	25	BOERBOOM	19.876	25	BOERBOOM	14.000	24	25	BOERBOOM	50.886	50.945	0.059
25	57	WHITE	17.002	26	MOORE	20.013	13	PATERSON	14.072	25	26	MOORE	50.955	51.262	0.307
26	25	BOERBOOM	17.010	57	WHITE	20.426	57	WHITE	14.210	26	57	WHITE	51.638	52.060	0.422

MCRCB BULLETIN TK032**2023 Bennetts British Superbike Championship - Round 4****2023 Pirelli National Superstock with Santander Consumer Finance****FREE PRACTICE 2 - BEST SPEEDS**

POS	INTERMEDIATE 1			INTERMEDIATE 2			FINISH LINE		
	NO	NAME	MPH	NO	NAME	MPH	NO	NAME	MPH
1				34	SEELEY	147.1	34	SEELEY	141.8
2				8	ROLLO	145.5	4	LINFOOT	138.0
3				19	TALBOT	144.6	75	OLSEN	137.5
4				23	ALLINGHAM	144.6	18	WINFIELD	137.5
5				99	LUXTON	144.3	5	KERR	137.2
6				4	LINFOOT	143.7	19	TALBOT	137.2
7				75	OLSEN	143.3	23	ALLINGHAM	136.9
8				5	KERR	143.0	12	HEDGER	136.6
9				40	FRANCIS	143.0	99	LUXTON	136.6
10				18	WINFIELD	143.0	8	ROLLO	136.3
11				11	REID	142.7	54	BOURNE	136.3
12				55	BEECH	142.4	3	McCONNELL	135.8
13				77	HARRAN	142.4	40	FRANCIS	135.8
14				59	TRUELOVE	142.4	77	HARRAN	135.2
15				96	SMITH	141.8	55	BEECH	135.0
16				54	BOURNE	141.5	57	WHITE	134.2
17				3	McCONNELL	141.2	51	ELLIOTT	133.9
18				12	HEDGER	141.2	80	BEY	133.6
19				25	BOERBOOM	140.6	45	SWANN	133.1
20				51	ELLIOTT	140.3	59	TRUELOVE	133.1
21				13	PATERSON	140.1	96	SMITH	133.1
22				45	SWANN	139.8	11	REID	132.6
23				17	WHELAN	139.2	13	PATERSON	131.8
24				26	MOORE	138.9	25	BOERBOOM	130.8
25				57	WHITE	138.9	17	WHELAN	130.5
26				80	BEY	138.6	26	MOORE	130.5

MCRCB BULLETIN TK033

2023 Bennetts British Superbike Championship - Round 4

2023 Pirelli National Superstock with Santander Consumer Finance

FREE PRACTICE 2 - STATISTICS

Competitors Started 26
Planned Start 2023-06-16 @ 14:30:00.000
Actual Start 2023-06-16 @ 14:30:01.957
Finish Time 2023-06-16 @ 15:00:01.957
Track Length 1.2669mi.
Total Laps 588
Total Distance Covered 744.9818mi.

Session Fastest Lap History

NO	NAME	LAP TIME	TIME OF DAY	LAP	VEHICLE
19	Joe TALBOT	50.296	14:31:45.729	2	Honda
34	Alastair SEELEY	50.248	14:31:56.195	2	BMW
40	Joe FRANCIS	49.500	14:32:19.554	2	Kawasaki
19	Joe TALBOT	49.450	14:32:35.179	3	Honda
40	Joe FRANCIS	49.198	14:33:08.750	3	Kawasaki
34	Alastair SEELEY	49.091	14:33:37.372	4	BMW
5	Richard KERR	48.840	14:33:54.415	4	Honda
5	Richard KERR	48.619	14:36:30.256	7	Honda
5	Richard KERR	48.497	14:38:10.441	9	Honda

Flag History

TYPE	TIME OF DAY
GREEN	14:30:01.957
FINISH	15:00:01.957

Flag Statistics

TYPE	COUNT	TOTAL LAPS	TOTAL TIME
Green	1	30	32:44.748
Red	0	0	0.000
Safety Car	0	0	0.000
FCY	0	0	0.000

MCRCB BULLETIN TK034

2023 Bennetts British Superbike Championship - Round 4

2023 Pirelli National Superstock with Santander Consumer Finance

FREE PRACTICE 2 - SESSION NOTES

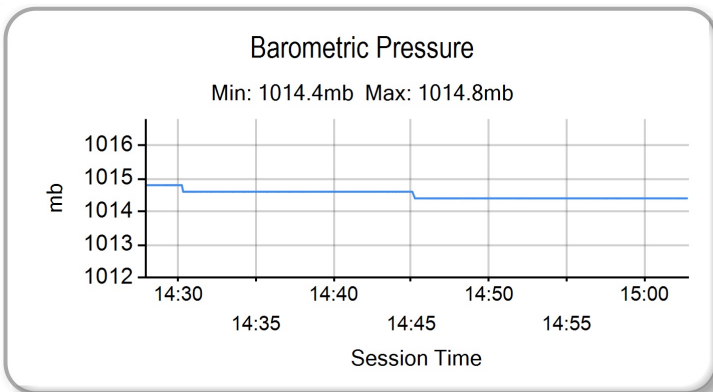
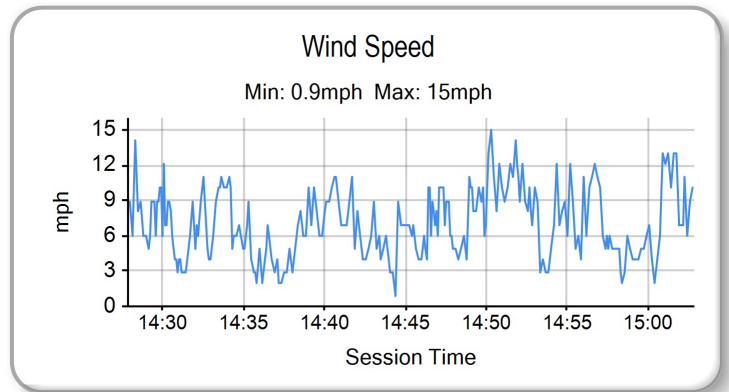
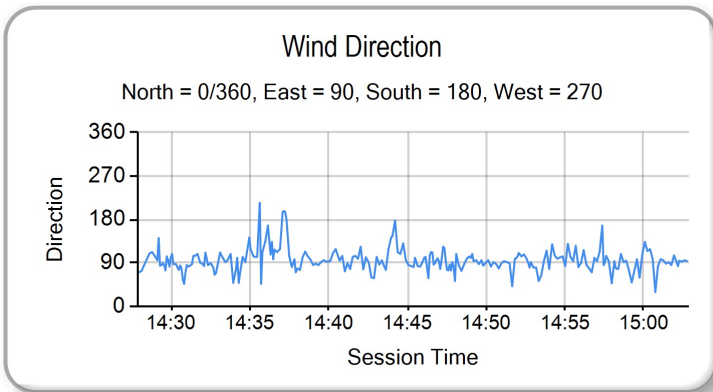
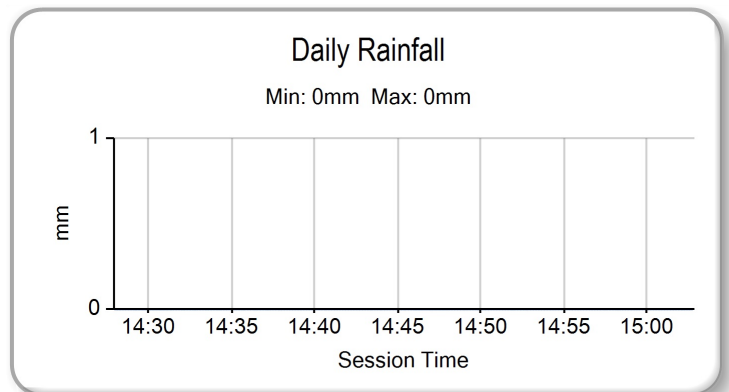
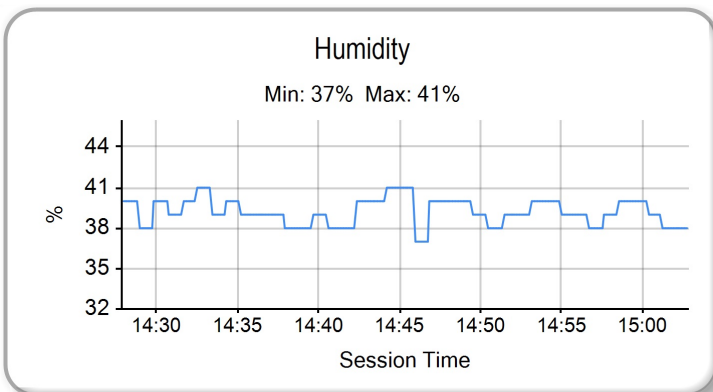
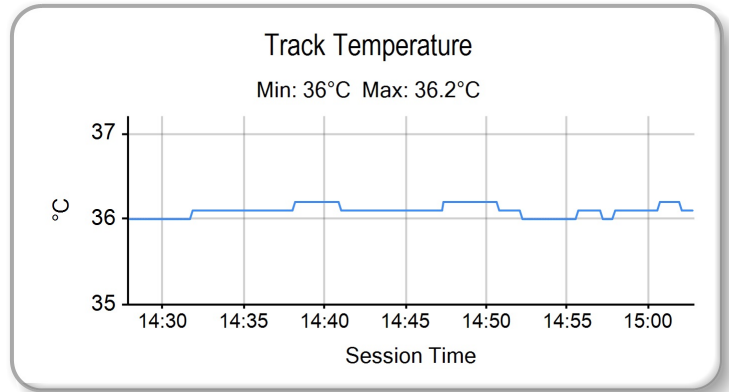
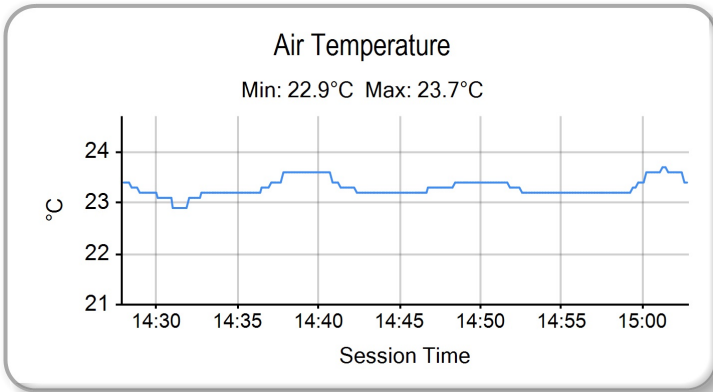
TIME	MESSAGE
14:33:18	NO.13 - EXCEEDED TRACK LIMITS - PIT EXIT - LAPTIME CANCELLED
14:35:06	PAGE 1 - COMBINED FP1 / FP2 PAGE 2 - FP2 POSITIONS 1-30 TOP 15 DIRECT TO Q2
14:39:05	NO.99 - EXCEEDED TRACK LIMITS - PIT EXIT - LAPTIME CANCELLED
14:44:11	NO.13 - EXCEEDED TRACK LIMITS - T3 - LAPTIME CANCELLED
14:59:25	NO.17 FALLER AT TURN 9 - RIDER OK

MCRCB BULLETIN TK035

2023 Bennetts British Superbike Championship - Round 4

2023 Pirelli National Superstock with Santander Consumer Finance

FREE PRACTICE 2 - WEATHER CONDITIONS





POS	NO	NAME	NAT	ENTRY	FIRST		SECOND		GAP	DIFF
					TIME	LAPS	TIME	LAPS		
1	5	Richard KERR	IRL	Honda - AMD Motorsport	48.797	22	48.497	21		
2	75	Alex OLSEN	GBR	Honda - Cumins by Team IWR Honda	48.760	23	48.643	27	0.146	0.146
3	4	Dan LINFOOT	GBR	Honda - Optimum Bikes Racing Ltd	48.941	27	48.690	25	0.193	0.047
4	8	Lewis ROLLO	GBR	Aprilia - IN Competition / Aprilia	48.900	27	48.984	21	0.403	0.210
5	19	Joe TALBOT	GBR	Honda - JR Performance Racing	48.903	23	48.925	26	0.406	0.003
6	34	Alastair SEELEY	GBR	BMW - SYNETIQ BMW Motorrad	48.915	29	49.071	28	0.418	0.012
7	40	Joe FRANCIS	GBR	Kawasaki - STAUFF Fluid Power / GR Motosport	49.026	24	49.198	17	0.529	0.111
8	3	Billy McCONNELL	AUS	Honda - C&L Fairburn Properties Jackson Racing	49.173	27	49.124	24	0.627	0.098
9	55	Ash BEECH	GBR	Honda - Jones Dorling Racing	49.581	28	49.133	27	0.636	0.009
10	12	Luke HEDGER	GBR	Kawasaki - MAD Racing	49.353	22	49.424	23	0.856	0.220
11	77	Brent HARRAN	ZAF	Honda - Optimum Bikes Racing Ltd	49.719	30	49.373	28	0.876	0.020
12	54	Franco BOURNE	GBR	Honda - Marvel HCL Motorsport	49.716	19	49.395	8	0.898	0.022
13	51	Brayden ELLIOTT	AUS	Kawasaki - DAO Racing	49.453	26	49.439	23	0.942	0.044
14	99	Ben LUXTON	GBR	Honda - Ben Luxton Racing	49.605	29	49.486	30	0.989	0.047
15	23	David ALLINGHAM	GBR	Honda - SMS Racing	49.882	24	49.579	22	1.082	0.093
16	45	Scott SWANN	GBR	Yamaha - Swann Racing	50.011	16	49.643	23	1.146	0.064
17	18	Shaun WINFIELD	GBR	Honda - TAG Racing	49.872	21	49.703	23	1.206	0.060
18	59	Matt TRUELOVE	GBR	Honda - TAG Racing	49.777	21	49.870	22	1.280	0.074
19	11	Simon REID	GBR	Honda - C&L Fairburn Properties Jackson Racing	50.286	25	49.838	23	1.341	0.061
20	80	Callum BEY	GBR	Suzuki - FilterLogic by EightZero Racing	49.962	27	50.395	11	1.465	0.124
21	13	Lewis PATERSON	GBR	Suzuki - LP Factory Racing	50.360	23	50.657	21	1.863	0.398
22	17	Matty WHELAN	GBR	Suzuki - Milestone by ATS Racing	51.020	28	50.656	18	2.159	0.296
23	96	Kieran SMITH	GBR	Honda - Corkie Racing	51.463	28	50.850	27	2.353	0.194
24	25	Jorel BOERBOOM	NLD	Kawasaki - G&S Racing	52.006	23	50.945	23	2.448	0.095
25	26	Joe MOORE	GBR	Suzuki - Clearline Racing	51.984	22	51.262	19	2.765	0.317
26	57	Richard WHITE	GBR	BMW - Trackdudes powered by Hilltop Motorcycles	53.052	26	52.060	28	3.563	0.798

QUALIFYING LAPTIME (110.0% of 48.497) = 53.346

#13 - Lap 3 time cancelled - Exceeded track limits at Pit Exit.
 #99 - Lap 10 time cancelled - Exceeded track limits at Pit Exit.
 #13 - Lap 12 time cancelled - Exceeded track limits at T3.

Weather / Track : Bright / Dry

Knockhill: 1.2669 miles

These results are provisional until the conclusion of any judicial and technical matters.

Race Director : Stuart Higgs

Stewards :

Timekeeper : Richard Evans

S. Higgs

R. EVANS

Digitally Approved at 16:02 Friday, 16 June 2023

Digitally Approved at 15:15 Friday, 16 June 2023

Results can be found at www.britishsuperbike.com

Printed - 15:07 Friday, 16 June 2023



QUALIFYING - Q1 - START LIST



NO	NAME	NAT	ENTRY
11	Simon REID	GBR	Honda - C&L Fairburn Properties Jackson Racing
13	Lewis PATERSON	GBR	Suzuki - LP Factory Racing
17	Matty WHELAN	GBR	Suzuki - Milestone by ATS Racing
18	Shaun WINFIELD	GBR	Honda - TAG Racing
25	Jorel BOERBOOM	NLD	Kawasaki - G&S Racing
26	Joe MOORE	GBR	Suzuki - Clearline Racing
45	Scott SWANN	GBR	Yamaha - Swann Racing
57	Richard WHITE	GBR	BMW - Trackdudes powered by Hilltop Motorcycles
59	Matt TRUELOVE	GBR	Honda - TAG Racing
80	Callum BEY	GBR	Suzuki - FilterLogic by EightZero Racing
96	Kieran SMITH	GBR	Honda - Corkie Racing

Total Competitors: 11

QUALIFYING - Q2 - START LIST

NO	NAME	NAT	ENTRY
3	Billy McCONNELL	AUS	Honda - C&L Fairburn Properties Jackson Racing
4	Dan LINFOOT	GBR	Honda - Optimum Bikes Racing Ltd
5	Richard KERR	IRL	Honda - AMD Motorsport
8	Lewis ROLLO	GBR	Aprilia - IN Competition / Aprilia
12	Luke HEDGER	GBR	Kawasaki - MAD Racing
19	Joe TALBOT	GBR	Honda - JR Performance Racing
23	David ALLINGHAM	GBR	Honda - SMS Racing
34	Alastair SEELEY	GBR	BMW - SYNETIQ BMW Motorrad
40	Joe FRANCIS	GBR	Kawasaki - STAUFF Fluid Power / GR Motosport
51	Brayden ELLIOTT	AUS	Kawasaki - DAO Racing
54	Franco BOURNE	GBR	Honda - Marvel HCL Motorsport
55	Ash BEECH	GBR	Honda - Jones Dorling Racing
75	Alex OLSEN	GBR	Honda - Cumins by Team IWR Honda
77	Brent HARRAN	ZAF	Honda - Optimum Bikes Racing Ltd
99	Ben LUXTON	GBR	Honda - Ben Luxton Racing

POSITION 1 FROM RESULT OF Q1

POSITION 2 FROM RESULT OF Q1

POSITION 3 FROM RESULT OF Q1

POSITION 4 FROM RESULT OF Q1

POSITION 5 FROM RESULT OF Q1

POSITION 6 FROM RESULT OF Q1

Total Competitors: 21

Knockhill: 1.2669 miles

Results can be found at www.britishsuperbike.com

Printed - 17:42 Friday, 16 June 2023



QUALIFYING - Q1 - CLASSIFICATION



POS	NO	NAME	NAT	ENTRY	TIME	ON	LAPS	GAP	DIFF	MPH
1	45	Scott SWANN	GBR	Yamaha - Swann Racing	49.080	5	7			92.93
2	11	Simon REID	GBR	Honda - C&L Fairburn Properties Jackson Racing	49.491	8	9	0.411	0.411	92.16
3	18	Shaun WINFIELD	GBR	Honda - TAG Racing	49.506	5	6	0.426	0.015	92.13
4	59	Matt TRUELOVE	GBR	Honda - TAG Racing	49.533	7	11	0.453	0.027	92.08
5	13	Lewis PATERSON	GBR	Suzuki - LP Factory Racing	49.834	14	14	0.754	0.301	91.52
6	96	Kieran SMITH	GBR	Honda - Corkie Racing	50.037	9	16	0.957	0.203	91.15
7	80	Callum BEY	GBR	Suzuki - FilterLogic by EightZero Racing	50.055	6	14	0.975	0.018	91.12
8	17	Matty WHELAN	GBR	Suzuki - Milestone by ATS Racing	50.242	6	17	1.162	0.187	90.78
9	26	Joe MOORE	GBR	Suzuki - Clearline Racing	50.438	11	12	1.358	0.196	90.43
10	25	Jorel BOERBOOM	NLD	Kawasaki - G&S Racing	50.701	9	17	1.621	0.263	89.96
11	57	Richard WHITE	GBR	BMW - Trackdudes powered by Hilltop Motorcycles	51.084	8	17	2.004	0.383	89.28

QUALIFYING LAPTIME (110.0% of 49.080) = 53.988

#13 - Lap 10 time cancelled - Exceeded track limits at T3

Weather / Track : Overcast / Dry

These results are provisional until the conclusion of any judicial and technical matters.

Knockhill: 1.2669 miles

Date: 17/06/2023 Start: 11:10 Finish: 11:25

Race Director : Stuart Higgs

Stewards :

Timekeeper : Richard Evans

S. Higgs

R. EVANS

Digitally Approved at 11:41 Saturday, 17 June 2023

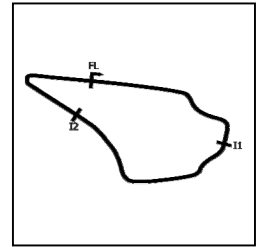
Digitally Approved at 11:36 Saturday, 17 June 2023

Results can be found at www.britishsuperbike.com

Printed - 11:29 Saturday, 17 June 2023



QUALIFYING - Q1 - SECTOR ANALYSIS



SECTOR 1 = FL to I1, SECTOR 2 = I1 to I2, SECTOR 3 = I2 to FL, DIFF = Difference To Personal Best Lap, P = Crossed Finish Line in Pit Lane, D = Time Disallowed

P1 45		Scott SWANN		Yamaha - Swann Racing					
IDEAL LAP TIME : 49.080		BEST LAP TIME : 49.080		DIFFERENCE : 0.000					
LAP	SECTOR 1	SECTOR 2		SECTOR 3		LAP TIME	MPH	DIFF	TIME OF DAY
1 -	OUTLAP	21.137	136.3	14.586	131.3				11:11:25.525
2 -	17.091	19.810	139.2	14.308	133.9	51.209	89.06	2.129	11:12:16.734
3 -	16.760	19.362	138.3	13.718	131.5	49.840	91.51	0.760	11:13:06.574
4 -	16.342	19.315	140.1	13.818	131.5	49.475 (3)	92.19	0.395	11:13:56.049
5 -	16.274	19.120	138.3	13.686	132.1	49.080 (1)	92.93		11:14:45.129
6 -	16.321	19.227	139.8	13.693	133.4	49.241 (2)	92.62	0.161	11:15:34.370
7 -	16.766	21.271	135.5	17.581	36.5	55.618	82.00	6.538	11:16:29.988

P2 11		Simon REID		Honda - C&L Fairburn Properties Jackson Racing					
IDEAL LAP TIME : 49.344		BEST LAP TIME : 49.491		DIFFERENCE : 0.147					
LAP	SECTOR 1	SECTOR 2		SECTOR 3		LAP TIME	MPH	DIFF	TIME OF DAY
1 -	OUTLAP	21.834	136.9	15.148	130.3				11:11:22.880
2 -	16.943	19.971	136.1	14.027	132.6	50.941	89.53	1.450	11:12:13.821
3 -	16.574	19.663	138.0	14.168	129.8	50.405	90.48	0.914	11:13:04.226
4 -	16.542	19.598	138.6	13.972	132.6	50.112	91.01	0.621	11:13:54.338
5 -	16.352	19.395	138.0	13.934	131.8	49.681 (2)	91.80	0.190	11:14:44.019
6 -	16.445	19.480	138.3	14.087	130.3	50.012	91.20	0.521	11:15:34.031
7 -	16.460	19.493	138.0	13.916	130.3	49.869 (3)	91.46	0.378	11:16:23.900
8 -	16.499	19.354	139.2	13.638	132.1	49.491 (1)	92.16		11:17:13.391
9 -	17.513	24.508	91.3	22.505	35.6	1:04.526	70.68	15.035	11:18:17.917

P3 18		Shaun WINFIELD		Honda - TAG Racing					
IDEAL LAP TIME : 49.506		BEST LAP TIME : 49.506		DIFFERENCE : 0.000					
LAP	SECTOR 1	SECTOR 2		SECTOR 3		LAP TIME	MPH	DIFF	TIME OF DAY
1 -	OUTLAP	20.464	136.9	14.195	133.6				11:10:56.573
2 -	16.892	19.651	139.5	13.733	133.4	50.276 (3)	90.72	0.770	11:11:46.849
3 -	16.750	19.473	140.6	13.749	134.7	49.972 (2)	91.27	0.466	11:12:36.821
4 -	16.589	19.973	138.3	13.880	133.9	50.442	90.42	0.936	11:13:27.263
5 -	16.574	19.321	140.6	13.611	134.4	49.506 (1)	92.13		11:14:16.769
6 -	17.296	24.161	101.0	17.966	49.1	59.423	76.75	9.917	11:15:16.192

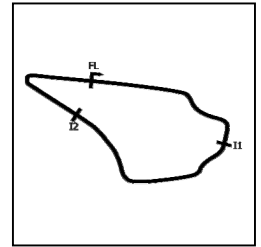
P4 59		Matt TRUELOVE		Honda - TAG Racing					
IDEAL LAP TIME : 49.454		BEST LAP TIME : 49.533		DIFFERENCE : 0.079					
LAP	SECTOR 1	SECTOR 2		SECTOR 3		LAP TIME	MPH	DIFF	TIME OF DAY
1 -	OUTLAP	20.357	137.5	14.311	131.0				11:10:57.736
2 -	16.991	19.782	138.3	13.803	131.3	50.576	90.18	1.043	11:11:48.312
3 -	16.567	19.449	139.2	13.626	132.6	49.642 (3)	91.88	0.109	11:12:37.954
4 -	16.438	19.497	140.6	13.801	132.3	49.736	91.70	0.203	11:13:27.690
5 -	18.316	22.836	116.5	19.857	42.3	1:01.009	74.76	11.476	11:14:28.699
6 -	OUTLAP	20.159	136.9	13.884	131.8	2:48.338	27.09	1:58.805	11:17:17.037
7 -	16.458	19.477	139.2	13.598	131.5	49.533 (1)	92.08		11:18:06.570
8 -	16.407	19.492	139.5	13.649	132.6	49.548 (2)	92.05	0.015	11:18:56.118
9 -	17.564	23.765	106.8	19.472	41.0	1:00.801	75.01	11.268	11:19:56.919
10 -	OUTLAP	20.991	137.2	13.820	131.8	4:31.009	16.83	3:41.476	11:24:27.928
11 -	17.655	21.278	122.2	19.260	40.7	58.193	78.37	8.660	11:25:26.121

MCRCB BULLETIN TK095

2023 Bennetts British Superbike Championship - Round 4

2023 Pirelli National Superstock with Santander Consumer Finance

QUALIFYING - Q1 - SECTOR ANALYSIS



SECTOR 1 = FL to I1, SECTOR 2 = I1 to I2, SECTOR 3 = I2 to FL, DIFF = Difference To Personal Best Lap, P = Crossed Finish Line in Pit Lane, D = Time Disallowed

P5 13		Lewis PATERSON				Suzuki - LP Factory Racing			
IDEAL LAP TIME : 49.834		BEST LAP TIME : 49.834		DIFFERENCE : 0.000					
LAP	SECTOR 1	SECTOR 2		SECTOR 3		LAP TIME	MPH	DIFF	TIME OF DAY
1 -	OUTLAP	20.451	136.9	14.408	131.0				11:10:59.449
2 -	17.119	20.097	140.3	14.107	131.3	51.323	88.87	1.489	11:11:50.772
3 -	16.712	19.653	137.2	14.146	131.3	50.511 (3)	90.29	0.677	11:12:41.283
4 -	16.978	19.946	137.5	15.310	121.1	52.234	87.32	2.400	11:13:33.517
5 -	16.961	19.850	137.5	14.177	130.8	50.988	89.45	1.154	11:14:24.505
6 -	16.751	22.095	96.4	15.055	131.8	53.901	84.62	4.067	11:15:18.406
7 -	16.714	19.570	138.0	14.012	131.5	50.296 (2)	90.68	0.462	11:16:08.702
8 -	16.653	20.573	135.5	20.157	32.5	57.383	79.48	7.549	11:17:06.085
9 -	OUTLAP	20.857	135.8	14.143	131.0	2:33.827	29.65	1:43.993	11:19:39.912
10 -	16.604	19.527	137.5	13.899	131.3	50.030 D	91.16	0.196	11:20:29.942
11 -	19.836	22.182	137.5	14.866	121.7	56.884	80.18	7.050	11:21:26.826
12 -	17.116	20.202	136.3	19.163	44.7	56.481	80.75	6.647	11:22:23.307
13 -	OUTLAP	21.281	135.2	14.122	132.1	1:50.561	41.25	1:00.727	11:24:13.868
14 -	16.557	19.460	136.3	13.817	131.5	49.834 (1)	91.52		11:25:03.702

P6 96		Kieran SMITH				Honda - Corkie Racing			
IDEAL LAP TIME : 49.916		BEST LAP TIME : 50.037		DIFFERENCE : 0.121					
LAP	SECTOR 1	SECTOR 2		SECTOR 3		LAP TIME	MPH	DIFF	TIME OF DAY
1 -	OUTLAP	22.312	131.8	15.387	131.8				11:11:27.050
2 -	17.891	20.682	137.7	14.589	133.1	53.162	85.79	3.125	11:12:20.212
3 -	17.614	20.298	140.3	14.168	132.6	52.080	87.57	2.043	11:13:12.292
4 -	17.074	20.059	140.6	14.132	132.1	51.265	88.97	1.228	11:14:03.557
5 -	16.851	20.045	140.6	14.197	134.4	51.093	89.27	1.056	11:14:54.650
6 -	17.742	22.976	117.1	14.384	132.3	55.102	82.77	5.065	11:15:49.752
7 -	16.965	19.815	139.8	14.142	133.1	50.922	89.57	0.885	11:16:40.674
8 -	16.711	20.049	140.9	13.790	132.8	50.550	90.22	0.513	11:17:31.224
9 -	16.589	19.822	141.8	13.626	134.4	50.037 (1)	91.15		11:18:21.261
10 -	16.724	22.508	109.2	17.864	43.8	57.096	79.88	7.059	11:19:18.357
11 -	OUTLAP	20.859	138.0	14.234	132.1	2:06.163	36.15	1:16.126	11:21:24.520
12 -	17.749	20.386	140.3	14.105	133.9	52.240	87.31	2.203	11:22:16.760
13 -	16.637	19.701	140.1	13.882	132.1	50.220 (3)	90.82	0.183	11:23:06.980
14 -	16.767	20.366	139.8	14.013	133.1	51.146	89.17	1.109	11:23:58.126
15 -	16.736	19.707	140.9	13.729	129.3	50.172 (2)	90.90	0.135	11:24:48.298
16 -	17.144	20.482	136.9	14.109	133.4	51.735	88.16	1.698	11:25:40.033

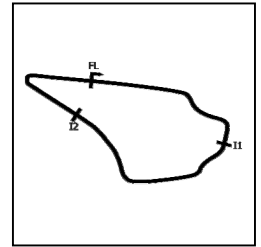
P7 80		Callum BEY				Suzuki - FilterLogic by EightZero Racing			
IDEAL LAP TIME : 49.846		BEST LAP TIME : 50.055		DIFFERENCE : 0.209					
LAP	SECTOR 1	SECTOR 2		SECTOR 3		LAP TIME	MPH	DIFF	TIME OF DAY
1 -	OUTLAP	20.760	132.6	14.900	130.0				11:10:57.381
2 -	17.523	20.108	136.9	14.158	129.8	51.789	88.07	1.734	11:11:49.170
3 -	16.818	20.094	136.1	17.156	42.4	54.068	84.35	4.013	11:12:43.238
4 -	OUTLAP	20.152	136.6	14.155	131.5	1:48.024	42.22	57.969	11:14:31.262
5 -	16.575	19.669	136.6	13.965	132.6	50.209	90.84	0.154	11:15:21.471
6 -	16.588	19.479	137.5	13.988	131.5	50.055 (1)	91.12		11:16:11.526
7 -	16.611	19.554	136.9	14.013	131.5	50.178 (3)	90.89	0.123	11:17:01.704
8 -	17.407	22.793	133.1	14.088	131.5	54.288	84.01	4.233	11:17:55.992
9 -	16.549	19.670	135.2	14.011	130.5	50.230	90.80	0.175	11:18:46.222
10 -	17.982	24.616	116.7	14.705	131.0	57.303	79.59	7.248	11:19:43.525
11 -	16.741	19.577	135.8	13.960	131.3	50.278	90.71	0.223	11:20:33.803
12 -	16.581	19.773	134.7	13.818	131.0	50.172 (2)	90.90	0.117	11:21:23.975
13 -	18.031	26.298	96.5	19.654	37.1	1:03.983	71.28	13.928	11:22:27.958
14 -	OUTLAP	24.671	114.3	14.478	130.3	1:49.338	41.71	59.283	11:24:17.296

MCRCB BULLETIN TK095

2023 Bennetts British Superbike Championship - Round 4

2023 Pirelli National Superstock with Santander Consumer Finance

QUALIFYING - Q1 - SECTOR ANALYSIS



SECTOR 1 = FL to I1, SECTOR 2 = I1 to I2, SECTOR 3 = I2 to FL, DIFF = Difference To Personal Best Lap, P = Crossed Finish Line in Pit Lane, D = Time Disallowed

P8 17		Matty WHELAN				Suzuki - Milestone by ATS Racing			
IDEAL LAP TIME : 49.925		BEST LAP TIME : 50.242		DIFFERENCE : 0.317					
LAP	SECTOR 1	SECTOR 2		SECTOR 3		LAP TIME	MPH	DIFF	TIME OF DAY
1 -	OUTLAP	20.513	134.7	14.345	127.8				11:11:53.095
2 -	17.022	19.987	136.6	14.033	127.3	51.042	89.35	0.800	11:12:44.137
3 -	16.955	20.027	136.6	13.849	129.3	50.831	89.73	0.589	11:13:34.968
4 -	17.003	20.136	137.5	13.898	128.8	51.037	89.36	0.795	11:14:26.005
5 -	16.869	19.657	137.7	13.727	129.8	50.253 (2)	90.76	0.011	11:15:16.258
6 -	16.541	19.806	138.0	13.895	130.3	50.242 (1)	90.78		11:16:06.500
7 -	16.927	20.022	135.2	13.768	130.0	50.717	89.93	0.475	11:16:57.217
8 -	16.756	19.795	134.4	13.811	125.4	50.362 (3)	90.56	0.120	11:17:47.579
9 -	16.891	19.792	135.5	13.940	128.3	50.623	90.09	0.381	11:18:38.202
10 -	16.815	19.843	135.8	13.942	127.0	50.600	90.14	0.358	11:19:28.802
11 -	17.073	20.600	125.6	14.815	126.6	52.488	86.89	2.246	11:20:21.290
12 -	16.858	19.973	131.0	14.254	127.5	51.085	89.28	0.843	11:21:12.375
13 -	16.906	19.688	136.6	13.894	129.5	50.488	90.34	0.246	11:22:02.863
14 -	16.874	19.866	136.3	16.484	82.7	53.224	85.69	2.982	11:22:56.087
15 -	19.292	21.581	125.4	14.089	128.5	54.962	82.98	4.720	11:23:51.049
16 -	16.866	21.015	133.4	14.294	128.0	52.175	87.41	1.933	11:24:43.224
17 -	16.938	19.890	136.3	14.060	125.9	50.888	89.63	0.646	11:25:34.112

P9 26		Joe MOORE				Suzuki - Clearline Racing			
IDEAL LAP TIME : 50.360		BEST LAP TIME : 50.438		DIFFERENCE : 0.078					
LAP	SECTOR 1	SECTOR 2		SECTOR 3		LAP TIME	MPH	DIFF	TIME OF DAY
1 -	OUTLAP	20.669	135.0	14.355	128.8				11:12:35.941
2 -	17.059	20.449	134.4	14.579	130.3	52.087	87.56	1.649	11:13:28.028
3 -	17.005	20.126	136.6	13.936	127.3	51.067	89.31	0.629	11:14:19.095
4 -	16.837	20.187	136.6	14.782	127.5	51.806	88.04	1.368	11:15:10.901
5 -	17.437	20.353	137.5	19.019	34.8	56.809	80.28	6.371	11:16:07.710
6 -	OUTLAP	20.172	136.9	14.106	129.3	4:28.731	16.97	3:38.293	11:20:36.441
7 -	16.944	19.924	137.2	14.227	129.0	51.095	89.26	0.657	11:21:27.536
8 -	16.732	19.962	136.3	14.098	129.0	50.792 (3)	89.79	0.354	11:22:18.328
9 -	16.842	19.920	136.9	13.881	129.5	50.643 (2)	90.06	0.205	11:23:08.971
10 -	16.861	19.959	137.5	14.037	130.3	50.857	89.68	0.419	11:23:59.828
11 -	16.673	19.806	138.0	13.959	129.8	50.438 (1)	90.43		11:24:50.266
12 -	17.310	21.189	134.7	19.968	36.0	58.467	78.01	8.029	11:25:48.733

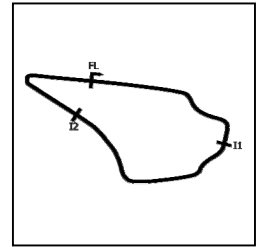
P10 25		Jorel BOERBOOM				Kawasaki - G&S Racing			
IDEAL LAP TIME : 50.568		BEST LAP TIME : 50.701		DIFFERENCE : 0.133					
LAP	SECTOR 1	SECTOR 2		SECTOR 3		LAP TIME	MPH	DIFF	TIME OF DAY
1 -	OUTLAP	20.741	137.7	14.687	127.8				11:10:58.914
2 -	17.422	20.254	136.6	14.370	130.5	52.046	87.63	1.345	11:11:50.960
3 -	16.936	19.816	139.2	14.123	129.5	50.875	89.65	0.174	11:12:41.835
4 -	16.890	19.830	139.8	14.097	129.3	50.817 (2)	89.75	0.116	11:13:32.652
5 -	17.121	19.892	138.0	14.161	127.3	51.174	89.12	0.473	11:14:23.826
6 -	17.021	19.967	139.5	14.013	129.3	51.001	89.43	0.300	11:15:14.827
7 -	17.289	20.146	138.0	21.412	26.2	58.847	77.50	8.146	11:16:13.674
8 -	OUTLAP	20.284	138.6	14.234	130.5	1:56.723	39.07	1:06.022	11:18:10.397
9 -	16.956	19.851	138.9	13.894	129.5	50.701 (1)	89.96		11:19:01.098
10 -	16.999	20.126	138.6	14.144	127.5	51.269	88.96	0.568	11:19:52.367
11 -	17.098	19.924	137.5	14.001	129.8	51.023	89.39	0.322	11:20:43.390
12 -	17.004	19.946	138.6	14.143	127.0	51.093	89.27	0.392	11:21:34.483
13 -	17.088	20.121	138.3	14.004	129.0	51.213	89.06	0.512	11:22:25.696
14 -	17.216	21.092	135.0	14.599	128.3	52.907	86.21	2.206	11:23:18.603
15 -	17.120	19.885	137.5	13.944	129.8	50.949	89.52	0.248	11:24:09.552
16 -	16.858	20.068	137.2	13.948	129.3	50.874 (3)	89.65	0.173	11:25:00.426
17 -	17.229	20.103	137.5	14.273	129.8	51.605	88.38	0.904	11:25:52.031

MCRCB BULLETIN TK095

2023 Bennetts British Superbike Championship - Round 4

2023 Pirelli National Superstock with Santander Consumer Finance

QUALIFYING - Q1 - SECTOR ANALYSIS



SECTOR 1 = FL to I1, SECTOR 2 = I1 to I2, SECTOR 3 = I2 to FL, DIFF = Difference To Personal Best Lap, P = Crossed Finish Line in Pit Lane, D = Time Disallowed

P11 57		Richard WHITE				BMW - Trackdudes powered by Hilltop Motorcycles			
IDEAL LAP TIME : 51.026		BEST LAP TIME : 51.084		DIFFERENCE : 0.058					
LAP	SECTOR 1	SECTOR 2		SECTOR 3		LAP TIME	MPH	DIFF	TIME OF DAY
1 -	OUTLAP	22.389	135.0	15.157	131.8				11:11:23.161
2 -	17.737	21.049	135.2	14.635	132.3	53.421	85.38	2.337	11:12:16.582
3 -	17.328	20.426	135.2	14.478	131.0	52.232	87.32	1.148	11:13:08.814
4 -	17.604	20.919	136.3	14.630	132.6	53.153	85.81	2.069	11:14:01.967
5 -	17.308	20.769	137.5	14.342	130.5	52.419	87.01	1.335	11:14:54.386
6 -	17.031	20.499	138.3	14.000	131.5	51.530	88.51	0.446	11:15:45.916
7 -	17.003	20.360	136.6	14.027	131.0	51.390 (2)	88.75	0.306	11:16:37.306
8 -	16.944	20.195	138.6	13.945	130.3	51.084 (1)	89.28		11:17:28.390
9 -	17.610	20.546	138.0	13.940	130.5	52.096	87.55	1.012	11:18:20.486
10 -	17.104	20.429	136.9	14.247	130.0	51.780	88.08	0.696	11:19:12.266
11 -	17.102	20.317	136.6	14.145	131.8	51.564	88.45	0.480	11:20:03.830
12 -	16.915	23.093	135.8	14.498	133.4	54.506	83.68	3.422	11:20:58.336
13 -	17.064	20.349	137.5	13.996	130.8	51.409 (3)	88.72	0.325	11:21:49.745
14 -	17.405	20.662	136.1	14.044	130.5	52.111	87.52	1.027	11:22:41.856
15 -	17.257	20.356	137.7	13.937	133.9	51.550	88.47	0.466	11:23:33.406
16 -	17.259	20.362	134.7	14.620	132.6	52.241	87.30	1.157	11:24:25.647
17 -	17.257	20.271	137.2	13.916	132.8	51.444	88.66	0.360	11:25:17.091

MCRCB BULLETIN TK096**2023 Bennetts British Superbike Championship - Round 4****2023 Pirelli National Superstock with Santander Consumer Finance****QUALIFYING - Q1 - BEST SECTORS**

SECTOR 1			SECTOR 2			SECTOR 3			IDEAL / BEST COMPARISON						
POS	NO	NAME	TIME	NO	NAME	TIME	NO	NAME	TIME	POS	NO	NAME	IDEAL	BEST	DIFF
													PERFECT LAP	48.992	
1	45	SWANN	16.274	45	SWANN	19.120	59	TRUELOVE	13.598	1	45	SWANN	49.080	49.080	0.000
2	11	REID	16.352	18	WINFIELD	19.321	18	WINFIELD	13.611	2	11	REID	49.344	49.491	0.147
3	59	TRUELOVE	16.407	11	REID	19.354	96	SMITH	13.626	3	59	TRUELOVE	49.454	49.533	0.079
4	17	WHELAN	16.541	59	TRUELOVE	19.449	11	REID	13.638	4	18	WINFIELD	49.506	49.506	0.000
5	80	BEY	16.549	13	PATERSON	19.460	45	SWANN	13.686	5	13	PATERSON	49.834	49.834	0.000
6	13	PATERSON	16.557	80	BEY	19.479	17	WHELAN	13.727	6	80	BEY	49.846	50.055	0.209
7	18	WINFIELD	16.574	17	WHELAN	19.657	13	PATERSON	13.817	7	96	SMITH	49.916	50.037	0.121
8	96	SMITH	16.589	96	SMITH	19.701	80	BEY	13.818	8	17	WHELAN	49.925	50.242	0.317
9	26	MOORE	16.673	26	MOORE	19.806	26	MOORE	13.881	9	26	MOORE	50.360	50.438	0.078
10	25	BOERBOOM	16.858	25	BOERBOOM	19.816	25	BOERBOOM	13.894	10	25	BOERBOOM	50.568	50.701	0.133
11	57	WHITE	16.915	57	WHITE	20.195	57	WHITE	13.916	11	57	WHITE	51.026	51.084	0.058

MCRCB BULLETIN TK097**2023 Bennetts British Superbike Championship - Round 4****2023 Pirelli National Superstock with Santander Consumer Finance****QUALIFYING - Q1 - BEST SPEEDS**

POS	INTERMEDIATE 1			INTERMEDIATE 2			FINISH LINE		
	NO	NAME	MPH	NO	NAME	MPH	NO	NAME	MPH
1				96	SMITH	141.8	18	WINFIELD	134.7
2				18	WINFIELD	140.6	96	SMITH	134.4
3				59	TRUELOVE	140.6	45	SWANN	133.9
4				13	PATERSON	140.3	57	WHITE	133.9
5				45	SWANN	140.1	11	REID	132.6
6				25	BOERBOOM	139.8	59	TRUELOVE	132.6
7				11	REID	139.2	80	BEY	132.6
8				57	WHITE	138.6	13	PATERSON	132.1
9				17	WHELAN	138.0	25	BOERBOOM	130.5
10				26	MOORE	138.0	17	WHELAN	130.3
11				80	BEY	137.5	26	MOORE	130.3

MCRCB BULLETIN TK098

2023 Bennetts British Superbike Championship - Round 4

2023 Pirelli National Superstock with Santander Consumer Finance

QUALIFYING - Q1 - STATISTICS

Competitors Started 11
Planned Start 2023-06-17 @ 11:10:00.000
Actual Start 2023-06-17 @ 11:10:01.340
Finish Time 2023-06-17 @ 11:25:01.340
Track Length 1.2669mi.
Total Laps 140
Total Distance Covered 177.3766mi.

Session Fastest Lap History

NO	NAME	LAP TIME	TIME OF DAY	LAP	VEHICLE
18	Shaun WINFIELD	50.276	11:11:46.872	2	Honda
18	Shaun WINFIELD	49.972	11:12:36.843	3	Honda
59	Matt TRUELOVE	49.642	11:12:37.977	3	Honda
45	Scott SWANN	49.475	11:13:56.070	4	Yamaha
45	Scott SWANN	49.080	11:14:45.151	5	Yamaha

Flag History

TYPE	TIME OF DAY
GREEN	11:10:01.340
FINISH	11:25:01.340

Flag Statistics

TYPE	COUNT	TOTAL LAPS	TOTAL TIME
Green	1	17	17:41.570
Red	0	0	0.000
Safety Car	0	0	0.000
FCY	0	0	0.000

MCRCB BULLETIN TK099

2023 Bennetts British Superbike Championship - Round 4

2023 Pirelli National Superstock with Santander Consumer Finance

QUALIFYING - Q1 - SESSION NOTES

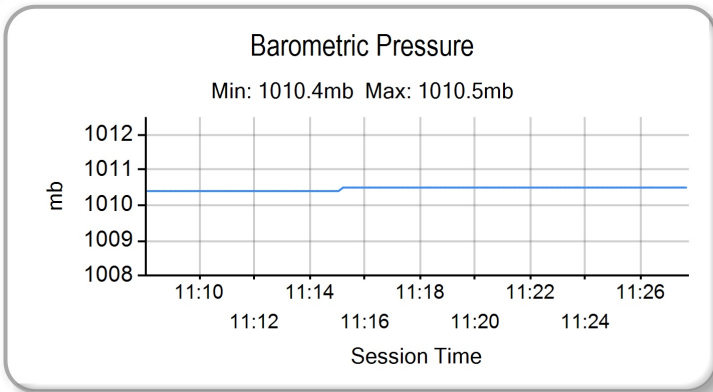
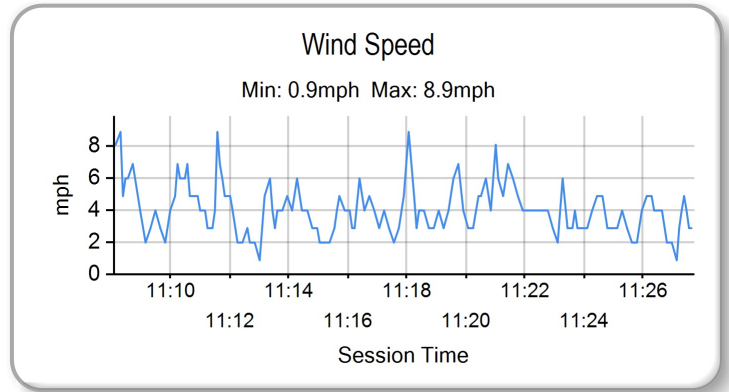
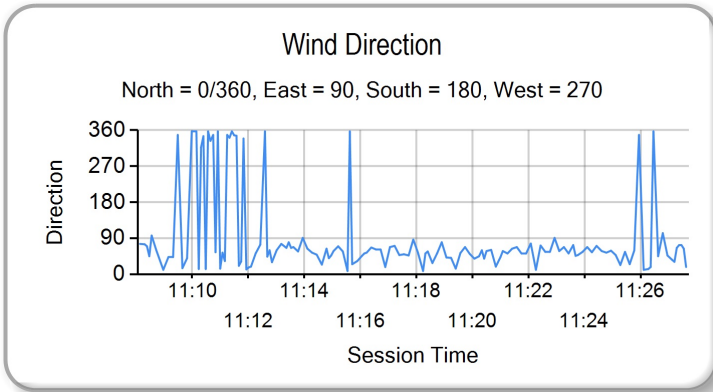
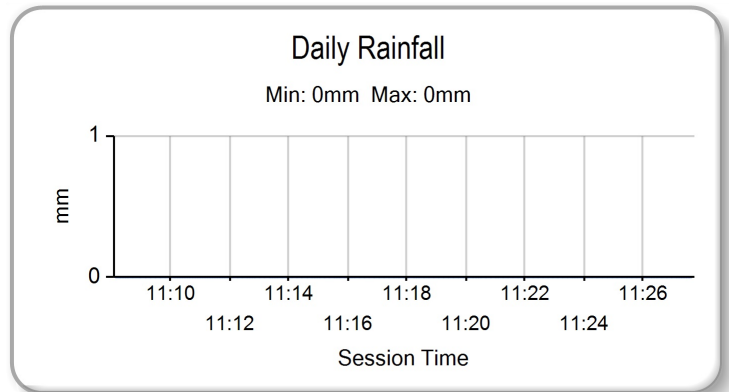
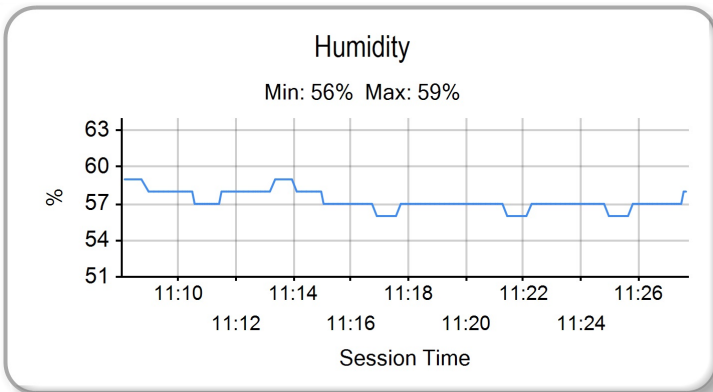
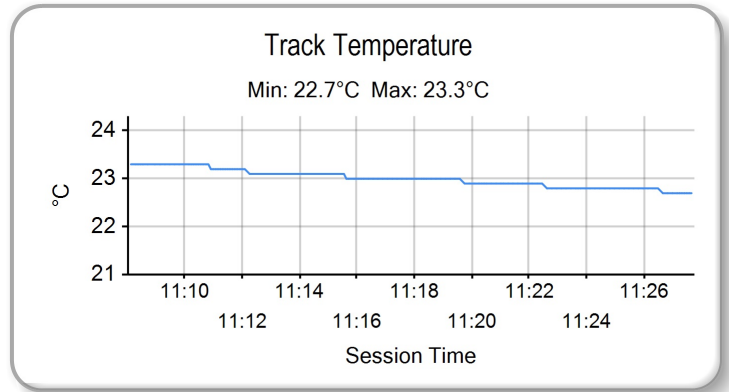
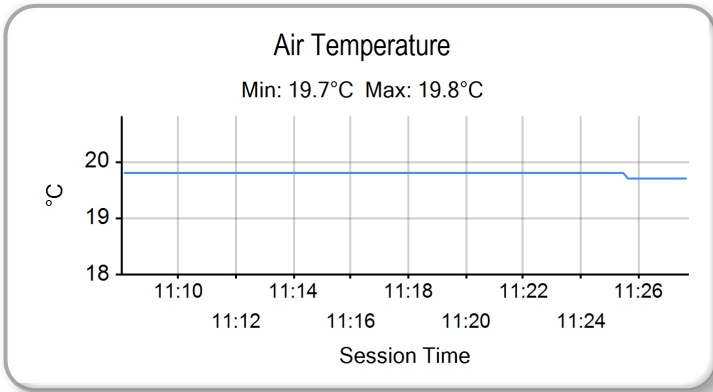
TIME	MESSAGE
11:20:14	NO.13 - EXCEEDED TRACK LIMITS - T3 - LAPTIME CANCELLED
11:25:02	NO.80 FALLER AT TURN 2 - RIDER OK
11:25:36	

MCRCB BULLETIN TK100

2023 Bennetts British Superbike Championship - Round 4

2023 Pirelli National Superstock with Santander Consumer Finance

QUALIFYING - Q1 - WEATHER CONDITIONS



QUALIFYING - Q2 - CLASSIFICATION



POS	NO	NAME	NAT	ENTRY	TIME	ON	LAPS	GAP	DIFF	MPH
1	5	Richard KERR	IRL	Honda - AMD Motorsport	48.252	9	14			94.52
2	4	Dan LINFOOT	GBR	Honda - Optimum Bikes Racing Ltd	48.292	7	13	0.040	0.040	94.44
3	75	Alex OLSEN	GBR	Honda - Cumins by Team IWR Honda	48.418	7	15	0.166	0.126	94.20
4	19	Joe TALBOT	GBR	Honda - JR Performance Racing	48.547	12	15	0.295	0.129	93.95
5	8	Lewis ROLLO	GBR	Aprilia - IN Competition / Aprilia	48.581	11	13	0.329	0.034	93.88
6	54	Franco BOURNE	GBR	Honda - Marvel HCL Motorsport	48.628	5	17	0.376	0.047	93.79
7	40	Joe FRANCIS	GBR	Kawasaki - STAUFF Fluid Power / GR Motosport	48.647	8	14	0.395	0.019	93.75
8	34	Alastair SEELEY	GBR	BMW - SYNETIQ BMW Motorrad	48.667	13	18	0.415	0.020	93.72
9	55	Ash BEECH	GBR	Honda - Jones Dorling Racing	48.731	17	17	0.479	0.064	93.59
10	3	Billy McCONNELL	AUS	Honda - C&L Fairburn Properties Jackson Racing	48.759	7	15	0.507	0.028	93.54
11	12	Luke HEDGER	GBR	Kawasaki - MAD Racing	48.771	10	16	0.519	0.012	93.52
12	77	Brent HARRAN	ZAF	Honda - Optimum Bikes Racing Ltd	48.875	12	18	0.623	0.104	93.32
13	18	Shaun WINFIELD	GBR	Honda - TAG Racing	49.087	11	14	0.835	0.212	92.91
14	23	David ALLINGHAM	GBR	Honda - SMS Racing	49.157	7	10	0.905	0.070	92.78
15	99	Ben LUXTON	GBR	Honda - Ben Luxton Racing	49.159	7	17	0.907	0.002	92.78
16	51	Brayden ELLIOTT	AUS	Kawasaki - DAO Racing	49.208	12	15	0.956	0.049	92.69
17	11	Simon REID	GBR	Honda - C&L Fairburn Properties Jackson Racing	49.330	5	12	1.078	0.122	92.46
18	59	Matt TRUELOVE	GBR	Honda - TAG Racing	49.381	3	13	1.129	0.051	92.36
19	96	Kieran SMITH	GBR	Honda - Corkie Racing	49.824	13	15	1.572	0.443	91.54
20	45	Scott SWANN	GBR	Yamaha - Swann Racing	50.174	2	6	1.922	0.350	90.90
21	13	Lewis PATERSON	GBR	Suzuki - LP Factory Racing	50.434	13	15	2.182	0.260	90.43

QUALIFYING LAPTIME (110.0% of 48.252) = 53.077

#34 - Lap 5 time cancelled - Exceeded track limits at Pit Exit
 #75 - Lap 9 time cancelled - Exceeded track limits at T1
 #5 - Lap 10 time cancelled - Exceeded track limits at Pit Exit
 #54 - Lap 15 time cancelled - Exceeded track limits at Pit Exit

Weather / Track : Bright / Dry

These results are provisional until the conclusion of any judicial and technical matters.

Knockhill: 1.2669 miles

Date: 17/06/2023 Start: 11:32 Finish: 11:47

Race Director : Stuart Higgs

Stewards :

Timekeeper : Richard Evans

S. Higgs

R. EVANS

Digitally Approved at 12:06 Saturday, 17 June 2023

Digitally Approved at 12:04 Saturday, 17 June 2023

Results can be found at www.britishsuperbike.com

Printed - 11:52 Saturday, 17 June 2023

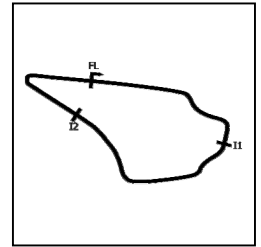


MCRCB BULLETIN TK102

2023 Bennetts British Superbike Championship - Round 4

2023 Pirelli National Superstock with Santander Consumer Finance

QUALIFYING - Q2 - SECTOR ANALYSIS



SECTOR 1 = FL to I1, SECTOR 2 = I1 to I2, SECTOR 3 = I2 to FL, DIFF = Difference To Personal Best Lap, P = Crossed Finish Line in Pit Lane, D = Time Disallowed

P1		5		Richard KERR		Honda - AMD Motorsport			
IDEAL LAP TIME : 48.158		BEST LAP TIME : 48.252		DIFFERENCE : 0.094					
LAP	SECTOR 1	SECTOR 2	SECTOR 3	LAP TIME	MPH	DIFF	TIME OF DAY		
1 -	OUTLAP	20.709	127.8	14.959	135.5		11:33:34.579		
2 -	16.608	19.590	140.1	13.911	135.5	50.109	11:34:24.688	91.02	1.857
3 -	17.525	21.457	135.0	14.369	135.8	53.351	11:35:18.039	85.49	5.099
4 -	16.348	19.324	140.9	13.601	137.5	49.273	11:36:07.312	92.56	1.021
5 -	20.160	20.684	132.8	17.439	42.7	58.283	11:37:05.595	78.25	10.031
6 -	OUTLAP	20.104	133.1	14.264	137.2	3:17.078	11:40:22.673	23.14	2:28.826
7 -	16.050	18.959	142.1	13.328	137.5	48.337 (3)	11:41:11.010	94.36	0.085
8 -	17.325	22.841	139.8	13.645	137.5	53.811	11:42:04.821	84.76	5.559
9 -	16.069	18.901	142.7	13.282	137.2	48.252 (1)	11:42:53.073	94.52	
10 -	20.428	22.871	131.8	16.692	134.7	59.994 D	11:43:53.064	76.02	11.739
11 -	16.995	20.568	138.0	13.946	138.0	51.509	11:44:44.573	88.54	3.257
12 -	16.146	19.039	142.4	13.311	136.9	48.496	11:45:33.069	94.05	0.244
13 -	16.656	21.939	139.2	13.677	138.0	52.272	11:46:25.341	87.25	4.020
14 -	15.975	18.937	142.4	13.345	138.0	48.257 (2)	11:47:13.598	94.51	0.005

P2		4		Dan LINFOOT		Honda - Optimum Bikes Racing Ltd			
IDEAL LAP TIME : 48.239		BEST LAP TIME : 48.292		DIFFERENCE : 0.053					
LAP	SECTOR 1	SECTOR 2	SECTOR 3	LAP TIME	MPH	DIFF	TIME OF DAY		
1 -	OUTLAP	20.914	134.7	14.353	134.7		11:33:33.074		
2 -	16.803	21.655	127.0	14.269	135.2	52.727	11:34:25.801	86.50	4.435
3 -	16.325	19.227	142.7	13.546	136.9	49.098	11:35:14.899	92.89	0.806
4 -	16.456	24.159	92.8	14.586	137.2	55.201	11:36:10.100	82.62	6.909
5 -	16.005	19.004	140.1	13.339	138.0	48.348 (2)	11:36:58.448	94.33	0.056
6 -	16.554	20.433	139.2	14.067	137.7	51.054	11:37:49.502	89.33	2.762
7 -	15.998	18.910	141.8	13.384	135.8	48.292 (1)	11:38:37.794	94.44	
8 -	16.705	23.882	132.8	20.374	32.0	1:00.961	11:39:38.755	74.82	12.669
9 -	OUTLAP	20.175	140.1	14.005	136.6	4:52.352	11:44:31.107	15.60	4:04.060
10 -	16.462	19.226	143.3	13.527	136.3	49.215	11:45:20.322	92.67	0.923
11 -	16.025	18.991	142.7	16.019	132.3	51.035	11:46:11.357	89.37	2.743
12 -	16.289	19.059	143.3	13.573	138.0	48.921	11:47:00.278	93.23	0.629
13 -	15.990	18.930	144.6	13.489	139.5	48.409 (3)	11:47:48.687	94.22	0.117

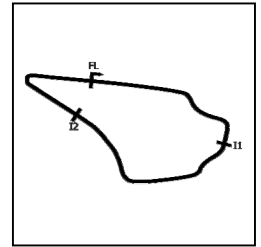
P3		75		Alex OLSEN		Honda - Cummins by Team IWR Honda			
IDEAL LAP TIME : 48.222		BEST LAP TIME : 48.418		DIFFERENCE : 0.196					
LAP	SECTOR 1	SECTOR 2	SECTOR 3	LAP TIME	MPH	DIFF	TIME OF DAY		
1 -	OUTLAP	20.398	129.3	14.830	135.5		11:33:17.125		
2 -	16.424	19.459	141.5	13.902	136.6	49.785	11:34:06.910	91.61	1.367
3 -	19.712	21.492	140.9	13.670	136.6	54.874	11:35:01.784	83.11	6.456
4 -	15.991	19.033	142.4	13.455	135.8	48.479 (2)	11:35:50.263	94.08	0.061
5 -	18.527	29.707	74.3	14.502	136.1	1:02.736	11:36:52.999	72.70	14.318
6 -	16.200	19.457	141.5	13.527	136.1	49.184	11:37:42.183	92.73	0.766
7 -	16.127	18.946	141.8	13.345	135.8	48.418 (1)	11:38:30.601	94.20	
8 -	18.610	23.371	140.1	13.806	136.9	55.787	11:39:26.388	81.75	7.369
9 -	15.965	18.912	144.0	13.355	137.5	48.232 D	11:40:14.620	94.56	
10 -	17.677	26.316	124.5	13.661	135.8	57.654	11:41:12.274	79.11	9.236
11 -	16.101	24.405	127.8	13.552	136.9	54.058	11:42:06.332	84.37	5.640
12 -	15.975	19.001	143.0	13.515	136.3	48.491 (3)	11:42:54.823	94.06	0.073
13 -	16.964	28.030	74.5	20.633	43.1	1:05.627	11:44:00.450	69.50	17.209
14 -	OUTLAP	19.855	139.8	13.552	136.3	2:23.933	11:46:24.383	31.68	1:35.515
15 -	16.154	19.184	141.2	13.439	134.4	48.777	11:47:13.160	93.50	0.359

MCRCB BULLETIN TK102

2023 Bennetts British Superbike Championship - Round 4

2023 Pirelli National Superstock with Santander Consumer Finance

QUALIFYING - Q2 - SECTOR ANALYSIS



SECTOR 1 = FL to I1, SECTOR 2 = I1 to I2, SECTOR 3 = I2 to FL, DIFF = Difference To Personal Best Lap, P = Crossed Finish Line in Pit Lane, D = Time Disallowed

P4 19		Joe TALBOT				Honda - JR Performance Racing			
IDEAL LAP TIME : 48.472		BEST LAP TIME : 48.547		DIFFERENCE : 0.075					
LAP	SECTOR 1	SECTOR 2		SECTOR 3		LAP TIME	MPH	DIFF	TIME OF DAY
1 -	OUTLAP	20.016	139.5	13.756	135.0				11:32:55.372
2 -	16.563	19.370	141.5	13.508	134.2	49.441	92.25	0.894	11:33:44.813
3 -	16.408	19.371	141.2	13.422	135.5	49.201	92.70	0.654	11:34:34.014
4 -	16.379	19.375	141.5	13.324	136.6	49.078	92.93	0.531	11:35:23.092
5 -	16.275	19.213	141.8	13.335	136.1	48.823	93.42	0.276	11:36:11.915
6 -	16.190	19.098	142.1	13.325	136.3	48.613 (2)	93.82	0.066	11:37:00.528
7 -	16.247	20.502	133.9	13.745	136.3	50.494	90.32	1.947	11:37:51.022
8 -	16.421	19.236	142.4	13.475	136.6	49.132	92.83	0.585	11:38:40.154
9 -	17.514	21.328	142.4	20.820	31.7	59.662	76.44	11.115	11:39:39.816
10 -	OUTLAP	27.608	61.1	15.973	135.5	3:43.716	20.38	2:55.169	11:43:23.532
11 -	16.481	19.399	135.8	13.631	136.3	49.511	92.12	0.964	11:44:13.043
12 -	16.156	18.992	146.5	13.399	136.6	48.547 (1)	93.95		11:45:01.590
13 -	16.303	22.626	138.6	13.453	135.8	52.382	87.07	3.835	11:45:53.972
14 -	16.229	19.129	142.7	13.385	136.6	48.743 (3)	93.57	0.196	11:46:42.715
15 -	16.204	22.799	136.6	13.785	135.8	52.788	86.40	4.241	11:47:35.503

P5 8		Lewis ROLLO				Aprilia - IN Competiion / Aprilia			
IDEAL LAP TIME : 48.419		BEST LAP TIME : 48.581		DIFFERENCE : 0.162					
LAP	SECTOR 1	SECTOR 2		SECTOR 3		LAP TIME	MPH	DIFF	TIME OF DAY
1 -	OUTLAP	19.987	143.0	13.731	136.1				11:34:11.526
2 -	16.313	19.263	143.7	13.390	135.8	48.966	93.14	0.385	11:35:00.492
3 -	16.296	19.083	144.3	13.598	136.1	48.977	93.12	0.396	11:35:49.469
4 -	16.301	19.272	143.7	13.576	136.9	49.149	92.80	0.568	11:36:38.618
5 -	16.153	19.265	143.7	13.487	137.2	48.905	93.26	0.324	11:37:27.523
6 -	16.212	19.092	144.0	13.519	137.2	48.823	93.42	0.242	11:38:16.346
7 -	16.256	19.336	124.5	19.387	28.7	54.979	82.96	6.398	11:39:11.325
8 -	OUTLAP	24.614	107.5	18.461	39.0	3:33.927	21.32	2:45.346	11:42:45.252
9 -	OUTLAP	19.790	143.7	13.513	136.1	1:01.452	74.22	12.871	11:43:46.704
10 -	16.248	19.024	144.0	13.431	135.0	48.703 (3)	93.65	0.122	11:44:35.407
11 -	16.315	18.967	145.5	13.299	136.9	48.581 (1)	93.88		11:45:23.988
12 -	16.230	18.994	144.9	13.433	136.3	48.657 (2)	93.74	0.076	11:46:12.645
13 -	16.291	19.044	145.5	13.477	136.6	48.812	93.44	0.231	11:47:01.457

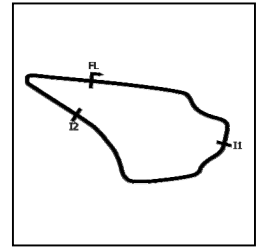
P6 54		Franco BOURNE				Honda - Marvel HCL Motorsport			
IDEAL LAP TIME : 48.394		BEST LAP TIME : 48.628		DIFFERENCE : 0.234					
LAP	SECTOR 1	SECTOR 2		SECTOR 3		LAP TIME	MPH	DIFF	TIME OF DAY
1 -	OUTLAP	19.938	141.5	13.811	135.8				11:32:55.853
2 -	16.610	19.347	142.1	13.573	135.5	49.530	92.08	0.902	11:33:45.383
3 -	16.533	19.202	141.5	13.559	135.5	49.294	92.52	0.666	11:34:34.677
4 -	16.405	19.159	140.1	13.518	136.9	49.082	92.92	0.454	11:35:23.759
5 -	16.101	19.065	141.5	13.462	136.3	48.628 (1)	93.79		11:36:12.387
6 -	16.358	19.826	140.3	18.573	37.8	54.757	83.29	6.129	11:37:07.144
7 -	OUTLAP	19.477	141.2	13.678	137.2	2:18.203	33.00	1:29.575	11:39:25.347
8 -	16.278	18.970	141.8	13.447	135.2	48.695 (3)	93.66	0.067	11:40:14.042
9 -	16.273	19.043	139.8	13.437	136.3	48.753	93.55	0.125	11:41:02.795
10 -	16.169	19.088	140.6	13.383	135.8	48.640 (2)	93.77	0.012	11:41:51.435
11 -	18.021	23.890	138.6	14.012	136.1	55.923	81.56	7.295	11:42:47.358
12 -	16.114	19.131	141.8	13.623	135.0	48.868	93.33	0.240	11:43:36.226
13 -	16.414	18.971	142.1	13.323	137.5	48.708	93.64	0.080	11:44:24.934
14 -	16.209	19.146	142.1	13.435	137.2	48.790	93.48	0.162	11:45:13.724
15 -	16.270	19.426	135.0	14.322	134.2	50.048 D	91.18	1.390	11:46:03.742
16 -	16.231	19.033	139.8	13.511	133.1	48.775	93.51	0.147	11:46:52.517
17 -	16.208	19.024	140.9	13.661	133.1	48.893	93.28	0.265	11:47:41.410

MCRCB BULLETIN TK102

2023 Bennetts British Superbike Championship - Round 4

2023 Pirelli National Superstock with Santander Consumer Finance

QUALIFYING - Q2 - SECTOR ANALYSIS



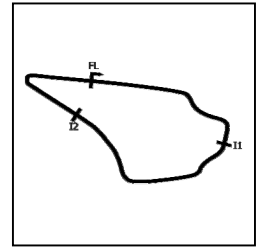
SECTOR 1 = FL to I1, SECTOR 2 = I1 to I2, SECTOR 3 = I2 to FL, DIFF = Difference To Personal Best Lap, P = Crossed Finish Line in Pit Lane, D = Time Disallowed

P7 40		Joe FRANCIS				Kawasaki - STAUFF Fluid Power / GR Motosport			
IDEAL LAP TIME : 48.544		BEST LAP TIME : 48.647		DIFFERENCE : 0.103					
LAP	SECTOR 1	SECTOR 2		SECTOR 3		LAP TIME	MPH	DIFF	TIME OF DAY
1 -	OUTLAP	20.264	137.7	14.058	133.6				11:33:11.728
2 -	16.511	19.852	140.6	13.461	135.2	49.824	91.54	1.177	11:34:01.552
3 -	16.782	20.872	128.3	16.763	44.9	54.417	83.81	5.770	11:34:55.969
4 -	OUTLAP	24.653	79.0	15.073	134.2	4:14.102	17.94	3:25.455	11:39:10.071
5 -	16.348	19.156	142.1	13.423	136.1	48.927	93.22	0.280	11:39:58.998
6 -	16.616	19.433	143.3	14.328	131.0	50.377	90.53	1.730	11:40:49.375
7 -	16.804	19.564	140.3	13.450	135.2	49.818	91.55	1.171	11:41:39.193
8 -	16.155	19.105	141.8	13.387	134.7	48.647 (1)	93.75		11:42:27.840
9 -	16.777	20.278	138.6	13.646	135.0	50.701	89.96	2.054	11:43:18.541
10 -	16.270	19.102	141.8	13.287	134.7	48.659 (2)	93.73	0.012	11:44:07.200
11 -	16.720	21.812	128.5	13.585	135.5	52.117	87.51	3.470	11:44:59.317
12 -	16.237	19.160	140.9	13.422	134.4	48.819 (3)	93.42	0.172	11:45:48.136
13 -	16.816	22.223	98.5	16.394	125.6	55.433	82.28	6.786	11:46:43.569
14 -	17.131	19.969	139.8	13.721	134.7	50.821	89.74	2.174	11:47:34.390

P8 34		Alastair SEELEY				BMW - SYNETIQ BMW Motorrad			
IDEAL LAP TIME : 48.548		BEST LAP TIME : 48.667		DIFFERENCE : 0.119					
LAP	SECTOR 1	SECTOR 2		SECTOR 3		LAP TIME	MPH	DIFF	TIME OF DAY
1 -	OUTLAP	20.525	128.5	14.492	140.9				11:33:01.879
2 -	16.474	19.607	136.6	13.590	141.5	49.671	91.82	1.004	11:33:51.550
3 -	16.320	19.297	142.7	13.481	141.2	49.098	92.89	0.431	11:34:40.648
4 -	16.490	19.379	139.5	13.745	141.8	49.614	91.93	0.947	11:35:30.262
5 -	16.218	19.079	143.3	13.416	142.1	48.743 D	93.63	0.046	11:36:18.975
6 -	16.665	20.900	137.2	13.530	141.8	51.095	89.26	2.428	11:37:10.070
7 -	16.274	19.484	134.4	13.722	141.5	49.480	92.18	0.813	11:37:59.550
8 -	16.159	19.778	131.5	13.760	141.5	49.697	91.77	1.030	11:38:49.247
9 -	16.196	19.570	134.7	13.573	141.8	49.339	92.44	0.672	11:39:38.586
10 -	16.227	19.253	141.8	13.423	139.5	48.903	93.26	0.236	11:40:27.489
11 -	16.255	19.133	142.7	13.369	143.0	48.757 (2)	93.54	0.090	11:41:16.246
12 -	17.267	22.791	83.7	15.400	142.1	55.458	82.24	6.791	11:42:11.704
13 -	16.142	19.191	143.7	13.334	142.7	48.667 (1)	93.72		11:43:00.371
14 -	16.393	20.417	129.8	16.101	140.6	52.911	86.20	4.244	11:43:53.282
15 -	16.432	19.108	144.3	13.327	142.4	48.867 (3)	93.33	0.200	11:44:42.149
16 -	16.216	21.123	88.6	16.227	114.5	53.566	85.14	4.899	11:45:35.715
17 -	17.863	20.504	128.8	13.748	143.3	52.115	87.52	3.448	11:46:27.830
18 -	16.230	19.244	142.1	13.430	141.2	48.904	93.26	0.237	11:47:16.734

P9 55		Ash BEECH				Honda - Jones Dorling Racing			
IDEAL LAP TIME : 48.597		BEST LAP TIME : 48.731		DIFFERENCE : 0.134					
LAP	SECTOR 1	SECTOR 2		SECTOR 3		LAP TIME	MPH	DIFF	TIME OF DAY
1 -	OUTLAP	20.015	139.2	13.945	132.8				11:32:56.457
2 -	16.470	19.227	141.5	13.480	135.5	49.177	92.74	0.446	11:33:45.634
3 -	16.530	19.312	140.9	13.687	134.4	49.529	92.08	0.798	11:34:35.163
4 -	22.334	20.173	138.6	13.798	135.2	56.305	81.00	7.574	11:35:31.468
5 -	16.364	19.204	140.3	13.512	135.2	49.080	92.93	0.349	11:36:20.548
6 -	16.248	19.251	138.3	13.564	132.6	49.063 (3)	92.96	0.332	11:37:09.611
7 -	16.349	20.181	133.9	14.036	135.8	50.566	90.20	1.835	11:38:00.177
8 -	16.182	19.122	138.9	15.521	129.3	50.825	89.74	2.094	11:38:51.002
9 -	17.842	21.268	133.1	17.769	36.1	56.879	80.18	8.148	11:39:47.881
10 -	OUTLAP	25.915	138.6	13.907	134.2	1:55.237	39.58	1:06.506	11:41:43.118
11 -	17.185	26.168	111.6	14.072	133.6	57.425	79.42	8.694	11:42:40.543
12 -	16.245	19.411	139.2	21.932	127.8	57.588	79.20	8.857	11:43:38.131
13 -	16.872	21.402	123.3	14.936	136.6	53.210	85.71	4.479	11:44:31.341
14 -	16.464	19.306	140.9	13.579	135.5	49.349	92.42	0.618	11:45:20.690
15 -	16.198	18.984	143.0	14.265	134.4	49.447	92.24	0.716	11:46:10.137
16 -	16.281	19.135	140.1	13.635	135.0	49.051 (2)	92.98	0.320	11:46:59.188
17 -	16.168	19.118	140.6	13.445	135.5	48.731 (1)	93.59		11:47:47.919

QUALIFYING - Q2 - SECTOR ANALYSIS



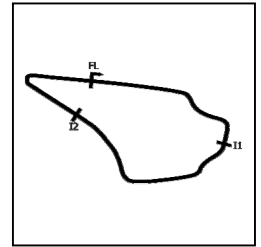
SECTOR 1 = FL to I1, SECTOR 2 = I1 to I2, SECTOR 3 = I2 to FL, DIFF = Difference To Personal Best Lap, P = Crossed Finish Line in Pit Lane, D = Time Disallowed

P10 3		Billy McCONNELL				Honda - C&L Fairburn Properties Jackson Racing			
IDEAL LAP TIME : 48.619		BEST LAP TIME : 48.759		DIFFERENCE : 0.140					
LAP	SECTOR 1	SECTOR 2		SECTOR 3		LAP TIME	MPH	DIFF	TIME OF DAY
1 -	OUTLAP	20.410	134.2	13.788	135.5				11:33:35.784
2 -	16.317	19.252	140.1	13.784	132.8	49.353	92.41	0.594	11:34:25.137
3 -	16.384	19.211	139.5	13.601	135.0	49.196	92.71	0.437	11:35:14.333
4 -	16.646	23.808	132.6	13.797	134.4	54.251	84.07	5.492	11:36:08.584
5 -	16.275	19.088	140.6	13.577	134.4	48.940	93.19	0.181	11:36:57.524
6 -	17.593	22.413	121.5	14.224	134.7	54.230	84.10	5.471	11:37:51.754
7 -	16.163	19.080	141.2	13.516	135.0	48.759 (1)	93.54		11:38:40.513
8 -	16.654	19.981	134.2	17.365	33.7	54.000	84.46	5.241	11:39:34.513
9 -	OUTLAP	24.174	85.4	15.812	129.0	2:39.202	28.64	1:50.443	11:42:13.715
10 -	16.464	19.501	137.7	13.527	134.4	49.492	92.15	0.733	11:43:03.207
11 -	16.249	19.298	139.2	13.633	135.5	49.180	92.74	0.421	11:43:52.387
12 -	16.150	18.974	140.6	13.740	135.0	48.864	93.34	0.105	11:44:41.251
13 -	16.208	19.094	140.6	13.495	134.2	48.797 (3)	93.47	0.038	11:45:30.048
14 -	16.632	20.365	133.1	13.754	133.6	50.751	89.87	1.992	11:46:20.799
15 -	16.197	19.080	139.2	13.496	133.6	48.773 (2)	93.51	0.014	11:47:09.572

P11 12		Luke HEDGER				Kawasaki - MAD Racing			
IDEAL LAP TIME : 48.640		BEST LAP TIME : 48.771		DIFFERENCE : 0.131					
LAP	SECTOR 1	SECTOR 2		SECTOR 3		LAP TIME	MPH	DIFF	TIME OF DAY
1 -	OUTLAP	19.884	135.8	14.102	133.1				11:33:32.458
2 -	16.822	19.699	135.8	13.796	133.6	50.317	90.64	1.546	11:34:22.775
3 -	16.735	19.540	137.2	13.819	134.7	50.094	91.05	1.323	11:35:12.869
4 -	16.461	19.464	137.2	13.662	134.2	49.587	91.98	0.816	11:36:02.456
5 -	16.535	19.274	138.9	13.589	136.1	49.398	92.33	0.627	11:36:51.854
6 -	16.518	19.167	139.5	13.646	134.4	49.331	92.45	0.560	11:37:41.185
7 -	17.403	19.228	141.5	13.532	135.8	50.163	90.92	1.392	11:38:31.348
8 -	16.520	19.208	139.5	13.451	135.8	49.179	92.74	0.408	11:39:20.527
9 -	16.381	19.017	140.1	13.424	135.5	48.822 (3)	93.42	0.051	11:40:09.349
10 -	16.295	19.101	140.3	13.375	135.5	48.771 (1)	93.52		11:40:58.120
11 -	16.248	20.048	123.3	14.238	135.2	50.534	90.25	1.763	11:41:48.654
12 -	16.274	19.086	140.3	13.426	136.1	48.786 (2)	93.49	0.015	11:42:37.440
13 -	17.265	25.151	140.6	21.834	32.5	1:04.250	70.99	15.479	11:43:41.690
14 -	OUTLAP	19.436	138.0	13.555	135.5	2:08.645	35.45	1:19.874	11:45:50.335
15 -	16.352	19.161	139.8	13.517	136.1	49.030	93.02	0.259	11:46:39.365
16 -	16.319	19.161	140.1	13.543	136.6	49.023	93.04	0.252	11:47:28.388

P12 77		Brent HARRAN				Honda - Optimum Bikes Racing Ltd			
IDEAL LAP TIME : 48.874		BEST LAP TIME : 48.875		DIFFERENCE : 0.001					
LAP	SECTOR 1	SECTOR 2		SECTOR 3		LAP TIME	MPH	DIFF	TIME OF DAY
1 -	OUTLAP	20.744	135.0	14.605	131.3				11:33:16.707
2 -	16.610	19.597	140.6	13.865	133.9	50.072	91.09	1.197	11:34:06.779
3 -	16.508	19.513	140.6	13.768	137.2	49.789	91.60	0.914	11:34:56.568
4 -	16.886	20.359	139.8	13.929	134.7	51.174	89.12	2.299	11:35:47.742
5 -	16.439	19.416	141.2	13.633	135.8	49.488	92.16	0.613	11:36:37.230
6 -	16.329	19.337	140.9	13.713	135.2	49.379	92.36	0.504	11:37:26.609
7 -	16.304	19.411	139.8	13.673	135.5	49.388	92.35	0.513	11:38:15.997
8 -	16.387	19.504	122.9	14.927	134.4	50.818	89.75	1.943	11:39:06.815
9 -	16.385	19.268	142.4	13.562	136.1	49.215	92.67	0.340	11:39:56.030
10 -	16.250	19.188	142.4	13.593	136.1	49.031 (3)	93.02	0.156	11:40:45.061
11 -	17.698	23.372	141.8	13.715	136.1	54.785	83.25	5.910	11:41:39.846
12 -	16.206	19.136	143.0	13.533	135.5	48.875 (1)	93.32		11:42:28.721
13 -	16.334	20.400	141.8	13.642	136.6	50.376	90.54	1.501	11:43:19.097
14 -	16.249	19.146	143.0	13.532	137.2	48.927 (2)	93.22	0.052	11:44:08.024
15 -	16.569	21.783	128.0	13.864	136.3	52.216	87.35	3.341	11:45:00.240
16 -	17.127	19.802	142.7	13.615	136.3	50.544	90.24	1.669	11:45:50.784
17 -	16.229	19.235	144.0	13.990	133.1	49.454	92.22	0.579	11:46:40.238
18 -	16.400	19.277	142.1	13.622	136.9	49.299	92.51	0.424	11:47:29.537

QUALIFYING - Q2 - SECTOR ANALYSIS



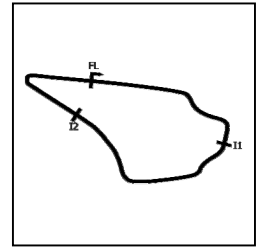
SECTOR 1 = FL to I1, SECTOR 2 = I1 to I2, SECTOR 3 = I2 to FL, DIFF = Difference To Personal Best Lap, P = Crossed Finish Line in Pit Lane, D = Time Disallowed

P13 18		Shaun WINFIELD				Honda - TAG Racing			
IDEAL LAP TIME : 49.052		BEST LAP TIME : 49.087		DIFFERENCE : 0.035					
LAP	SECTOR 1	SECTOR 2		SECTOR 3		LAP TIME	MPH	DIFF	TIME OF DAY
1 -	OUTLAP	20.182	141.8	14.225	135.2				11:32:57.937
2 -	16.807	19.403	143.0	13.928	136.6	50.138	90.97	1.051	11:33:48.075
3 -	16.655	19.444	141.5	13.666	135.5	49.765	91.65	0.678	11:34:37.840
4 -	16.453	19.306	140.9	13.526	135.2	49.285	92.54	0.198	11:35:27.125
5 -	16.469	19.264	140.1	13.609	135.5	49.342	92.43	0.255	11:36:16.467
6 -	16.450	19.365	140.1	13.643	135.5	49.458	92.22	0.371	11:37:05.925
7 -	17.068	24.280	84.7	19.502	42.2	1:00.850	74.95	11.763	11:38:06.775
8 -	OUTLAP	20.333	138.3	13.988	134.7	4:36.158	16.51	3:47.071	11:42:42.933
9 -	16.742	19.234	140.6	13.830	135.8	49.806	91.57	0.719	11:43:32.739
10 -	16.399	19.141	143.0	13.657	137.5	49.197 (2)	92.71	0.110	11:44:21.936
11 -	16.385	19.176	143.3	13.526	136.1	49.087 (1)	92.91		11:45:11.023
12 -	16.934	22.006	137.5	14.494	135.8	53.434	85.35	4.347	11:46:04.457
13 -	16.518	19.169	140.3	13.583	136.6	49.270 (3)	92.57	0.183	11:46:53.727
14 -	16.446	19.310	139.8	13.549	137.2	49.305	92.50	0.218	11:47:43.032

P14 23		David ALLINGHAM				Honda - SMS Racing			
IDEAL LAP TIME : 49.044		BEST LAP TIME : 49.157		DIFFERENCE : 0.113					
LAP	SECTOR 1	SECTOR 2		SECTOR 3		LAP TIME	MPH	DIFF	TIME OF DAY
1 -	OUTLAP	22.726	123.8	15.131	131.3				11:34:55.182
2 -	18.147	21.009	135.5	14.452	136.9	53.608	85.08	4.451	11:35:48.790
3 -	16.828	19.597	142.7	13.741	138.3	50.166	90.92	1.009	11:36:38.956
4 -	16.347	19.311	141.5	13.515	137.7	49.173 (2)	92.75	0.016	11:37:28.129
5 -	16.395	19.302	143.3	13.684	137.2	49.381	92.36	0.224	11:38:17.510
6 -	16.440	19.290	143.7	13.897	136.1	49.627	91.90	0.470	11:39:07.137
7 -	16.442	19.195	143.3	13.520	137.7	49.157 (1)	92.78		11:39:56.294
8 -	17.151	20.747	138.3	17.722	37.5	55.620	82.00	6.463	11:40:51.914
9 -	OUTLAP	19.884	141.5	14.765	135.5	5:42.414	13.32	4:53.257	11:46:34.328
10 -	16.478	19.182	142.7	13.562	138.6	49.222 (3)	92.66	0.065	11:47:23.550

P15 99		Ben LUXTON				Honda - Ben Luxton Racing			
IDEAL LAP TIME : 49.051		BEST LAP TIME : 49.159		DIFFERENCE : 0.108					
LAP	SECTOR 1	SECTOR 2		SECTOR 3		LAP TIME	MPH	DIFF	TIME OF DAY
1 -	OUTLAP	20.275	133.4	14.908	129.3				11:33:17.784
2 -	16.974	19.915	139.5	13.906	135.8	50.795	89.79	1.636	11:34:08.579
3 -	18.568	21.374	141.8	13.776	136.6	53.718	84.90	4.559	11:35:02.297
4 -	16.295	19.394	141.5	13.843	134.4	49.532	92.08	0.373	11:35:51.829
5 -	17.614	29.840	86.9	14.498	136.1	1:01.952	73.62	12.793	11:36:53.781
6 -	16.486	19.822	142.1	13.711	135.5	50.019	91.18	0.860	11:37:43.800
7 -	16.354	19.212	143.7	13.593	136.6	49.159 (1)	92.78		11:38:32.959
8 -	17.474	22.855	141.2	13.895	137.2	54.224	84.11	5.065	11:39:27.183
9 -	16.391	19.325	143.0	13.544	136.3	49.260 (3)	92.59	0.101	11:40:16.443
10 -	16.845	26.012	118.1	14.065	135.5	56.922	80.12	7.763	11:41:13.365
11 -	16.402	21.916	141.5	13.728	137.5	52.046	87.63	2.887	11:42:05.411
12 -	16.358	19.330	144.3	13.562	136.3	49.250 (2)	92.61	0.091	11:42:54.661
13 -	17.546	27.248	117.7	14.229	135.2	59.023	77.27	9.864	11:43:53.684
14 -	16.649	20.693	135.2	14.055	136.3	51.397	88.74	2.238	11:44:45.081
15 -	16.525	19.304	143.7	14.281	131.5	50.110	91.02	0.951	11:45:35.191
16 -	18.071	21.079	132.3	14.096	137.2	53.246	85.66	4.087	11:46:28.437
17 -	16.482	19.352	144.0	13.643	137.2	49.477	92.18	0.318	11:47:17.914

QUALIFYING - Q2 - SECTOR ANALYSIS



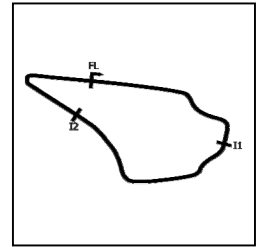
SECTOR 1 = FL to I1, SECTOR 2 = I1 to I2, SECTOR 3 = I2 to FL, DIFF = Difference To Personal Best Lap, P = Crossed Finish Line in Pit Lane, D = Time Disallowed

P16 51		Brayden ELLIOTT				Kawasaki - DAO Racing			
IDEAL LAP TIME : 49.060		BEST LAP TIME : 49.208		DIFFERENCE : 0.148					
LAP	SECTOR 1	SECTOR 2		SECTOR 3		LAP TIME	MPH	DIFF	TIME OF DAY
1 -	OUTLAP	20.461	137.5	14.195	134.2				11:32:57.746
2 -	16.707	19.552	140.3	13.948	133.9	50.207	90.84	0.999	11:33:47.953
3 -	16.542	19.480	137.7	14.000	136.3	50.022	91.18	0.814	11:34:37.975
4 -	16.639	19.412	139.5	13.896	131.3	49.947	91.31	0.739	11:35:27.922
5 -	16.715	19.784	137.2	17.464	38.8	53.963	84.52	4.755	11:36:21.885
6 -	OUTLAP	19.852	136.6	13.913	132.6	3:26.615	22.07	2:37.407	11:39:48.500
7 -	16.591	19.463	136.6	13.829	132.1	49.883	91.43	0.675	11:40:38.383
8 -	16.423	19.329	137.2	13.916	133.1	49.668	91.83	0.460	11:41:28.051
9 -	16.939	21.198	120.6	17.860	40.1	55.997	81.45	6.789	11:42:24.048
10 -	OUTLAP	21.881	140.3	15.735	132.1	1:08.233	66.84	19.025	11:43:32.281
11 -	16.406	19.174	138.9	13.739	135.0	49.319 (3)	92.48	0.111	11:44:21.600
12 -	16.219	19.280	137.5	13.709	134.4	49.208 (1)	92.69		11:45:10.808
13 -	17.251	21.747	134.4	14.305	134.2	53.303	85.56	4.095	11:46:04.111
14 -	16.407	19.225	139.5	13.667	133.4	49.299 (2)	92.51	0.091	11:46:53.410
15 -	16.314	19.367	137.5	13.687	135.5	49.368	92.39	0.160	11:47:42.778

P17 11		Simon REID				Honda - C&L Fairburn Properties Jackson Racing			
IDEAL LAP TIME : 49.290		BEST LAP TIME : 49.330		DIFFERENCE : 0.040					
LAP	SECTOR 1	SECTOR 2		SECTOR 3		LAP TIME	MPH	DIFF	TIME OF DAY
1 -	OUTLAP	20.300	134.7	14.009	132.3				11:33:36.165
2 -	16.449	19.403	140.3	13.889	131.3	49.741	91.69	0.411	11:34:25.906
3 -	16.449	19.913	136.3	13.763	133.4	50.125	90.99	0.795	11:35:16.031
4 -	16.331	19.409	138.0	13.768	130.8	49.508 (2)	92.12	0.178	11:36:05.539
5 -	16.253	19.443	138.0	13.634	134.2	49.330 (1)	92.46		11:36:54.869
6 -	16.468	21.875	123.1	20.282	33.9	58.625	77.80	9.295	11:37:53.494
7 -	OUTLAP	20.059	137.2	14.256	130.0	4:15.031	17.88	3:25.701	11:42:08.525
8 -	16.592	19.691	135.2	13.866	131.5	50.149	90.95	0.819	11:42:58.674
9 -	16.287	19.561	136.3	13.697	132.8	49.545 (3)	92.06	0.215	11:43:48.219
10 -	23.700	21.096	118.5	14.166	131.0	58.962	77.35	9.632	11:44:47.181
11 -			56.7	17.295	126.1	1:20.689	56.52	31.359	11:46:07.870
12 -	22.162	20.666	137.2	14.005	127.3	56.833	80.25	7.503	11:47:04.703

P18 59		Matt TRUELOVE				Honda - TAG Racing			
IDEAL LAP TIME : 49.276		BEST LAP TIME : 49.381		DIFFERENCE : 0.105					
LAP	SECTOR 1	SECTOR 2		SECTOR 3		LAP TIME	MPH	DIFF	TIME OF DAY
1 -	OUTLAP	20.009	138.3	14.024	132.8				11:32:56.794
2 -	16.430	19.410	140.1	13.666	132.8	49.506 (3)	92.13	0.125	11:33:46.300
3 -	16.385	19.324	139.8	13.672	132.1	49.381 (1)	92.36		11:34:35.681
4 -	16.768	23.652	106.1	16.103	133.4	56.523	80.69	7.142	11:35:32.204
5 -	17.984	22.319	108.9	21.171	36.1	1:01.474	74.19	12.093	11:36:33.678
6 -	OUTLAP	20.204	137.5	13.932	132.3	5:08.512	14.78	4:19.131	11:41:42.190
7 -	17.071	26.119	93.8	16.514	131.5	59.704	76.39	10.323	11:42:41.894
8 -	16.375	19.447	139.8	13.688	130.3	49.510	92.12	0.129	11:43:31.404
9 -	16.407	19.379	139.5	13.615	131.8	49.401 (2)	92.32	0.020	11:44:20.805
10 -	16.337	20.206	121.5	17.434	129.8	53.977	84.50	4.596	11:45:14.782
11 -	16.978	19.635	139.2	13.984	134.2	50.597	90.14	1.216	11:46:05.379
12 -	16.401	19.544	139.5	13.860	133.4	49.805	91.57	0.424	11:46:55.184
13 -	19.526	27.141	109.6	16.125	121.5	1:02.792	72.63	13.411	11:47:57.976

QUALIFYING - Q2 - SECTOR ANALYSIS



SECTOR 1 = FL to I1, SECTOR 2 = I1 to I2, SECTOR 3 = I2 to FL, DIFF = Difference To Personal Best Lap, P = Crossed Finish Line in Pit Lane, D = Time Disallowed

P19 96		Kieran SMITH				Honda - Corkie Racing			
IDEAL LAP TIME : 49.748		BEST LAP TIME : 49.824		DIFFERENCE : 0.076					
LAP	SECTOR 1	SECTOR 2		SECTOR 3		LAP TIME	MPH	DIFF	TIME OF DAY
1 -	OUTLAP	21.077	137.2	14.441	130.5				11:33:06.224
2 -	17.271	20.110	140.1	14.024	132.1	51.405	88.72	1.581	11:33:57.629
3 -	17.979	20.075	139.8	13.969	132.6	52.023	87.67	2.199	11:34:49.652
4 -	16.694	19.810	139.5	13.964	133.1	50.468	90.37	0.644	11:35:40.120
5 -	16.611	19.645	140.3	13.774	133.1	50.030 (3)	91.16	0.206	11:36:30.150
6 -	16.605	19.614	139.8	13.677	130.5	49.896 (2)	91.41	0.072	11:37:20.046
7 -	16.738	19.824	140.1	13.891	132.1	50.453	90.40	0.629	11:38:10.499
8 -	16.784	23.070	76.0	17.668	132.1	57.522	79.29	7.698	11:39:08.021
9 -	16.958	19.897	138.9	13.734	133.9	50.589	90.16	0.765	11:39:58.610
10 -	16.558	19.676	140.6	13.867	132.3	50.101	91.03	0.277	11:40:48.711
11 -	17.021	20.872	137.5	14.013	134.7	51.906	87.87	2.082	11:41:40.617
12 -	16.640	19.819	138.6	13.777	132.1	50.236	90.79	0.412	11:42:30.853
13 -	16.570	19.609	139.8	13.645	134.2	49.824 (1)	91.54		11:43:20.677
14 -	16.494	19.613	139.5	13.966	131.3	50.073	91.08	0.249	11:44:10.750
15 -	17.069	20.055	140.6	18.272	42.3	55.396	82.33	5.572	11:45:06.146

P20 45		Scott SWANN				Yamaha - Swann Racing			
IDEAL LAP TIME : 50.012		BEST LAP TIME : 50.174		DIFFERENCE : 0.162					
LAP	SECTOR 1	SECTOR 2		SECTOR 3		LAP TIME	MPH	DIFF	TIME OF DAY
1 -	OUTLAP	20.116	137.2	14.200	136.6				11:32:58.254
2 -	16.855	19.376	140.6	13.943	134.4	50.174 (1)	90.90		11:33:48.428
3 -	16.693	19.559	137.2	14.034	129.3	50.286 (2)	90.70	0.112	11:34:38.714
4 -	16.847	20.093	135.2	19.993	34.3	56.933 (3)	80.11	6.759	11:35:35.647
5 -	OUTLAP	30.311	125.6	15.320	126.8	2:18.927	32.83	1:28.753	11:37:54.574
6 -	17.466	24.071	90.1	19.128	43.0	1:00.665	75.18	10.491	11:38:55.239

P21 13		Lewis PATERSON				Suzuki - LP Factory Racing			
IDEAL LAP TIME : 50.393		BEST LAP TIME : 50.434		DIFFERENCE : 0.041					
LAP	SECTOR 1	SECTOR 2		SECTOR 3		LAP TIME	MPH	DIFF	TIME OF DAY
1 -	OUTLAP	21.141	134.7	14.113	131.8				11:33:55.808
2 -	16.996	25.434	81.7	17.320	132.6	59.750	76.33	9.316	11:34:55.558
3 -	18.523	20.915	136.3	14.388	131.3	53.826	84.73	3.392	11:35:49.384
4 -	17.513	20.753	135.5	14.193	131.0	52.459	86.94	2.025	11:36:41.843
5 -	16.926	19.736	136.3	14.050	131.5	50.712 (3)	89.94	0.278	11:37:32.555
6 -	18.061	21.853	133.4	19.797	33.0	59.711	76.38	9.277	11:38:32.266
7 -	OUTLAP	24.809	138.3	14.372	130.5	1:46.182	42.95	55.748	11:40:18.448
8 -	17.118	20.281	136.1	14.196	131.5	51.595	88.40	1.161	11:41:10.043
9 -	17.060	20.076	136.1	14.281	129.5	51.417	88.70	0.983	11:42:01.460
10 -	16.863	19.669	136.9	17.418	114.7	53.950	84.54	3.516	11:42:55.410
11 -	18.145	20.276	138.6	14.134	132.3	52.555	86.78	2.121	11:43:47.965
12 -	16.862	19.582	138.9	14.025	131.5	50.469 (2)	90.37	0.035	11:44:38.434
13 -	16.786	19.602	138.0	14.046	129.0	50.434 (1)	90.43		11:45:28.868
14 -	17.645	28.004	95.0	15.097	130.8	1:00.746	75.08	10.312	11:46:29.614
15 -	17.018	19.850	136.3	14.820	119.4	51.688	88.24	1.254	11:47:21.302

MCRCB BULLETIN TK103**2023 Bennetts British Superbike Championship - Round 4****2023 Pirelli National Superstock with Santander Consumer Finance****QUALIFYING - Q2 - BEST SECTORS**

SECTOR 1			SECTOR 2			SECTOR 3			IDEAL / BEST COMPARISON						
POS	NO	NAME	TIME	NO	NAME	TIME	NO	NAME	TIME	POS	NO	NAME	IDEAL	BEST	DIFF
													PERFECT LAP	48.148	
1	75	OLSEN	15.965	5	KERR	18.901	5	KERR	13.282	1	5	KERR	48.158	48.252	0.094
2	5	KERR	15.975	4	LINFOOT	18.910	40	FRANCIS	13.287	2	75	OLSEN	48.222	48.418	0.196
3	4	LINFOOT	15.990	75	OLSEN	18.912	8	ROLLO	13.299	3	4	LINFOOT	48.239	48.292	0.053
4	54	BOURNE	16.101	8	ROLLO	18.967	54	BOURNE	13.323	4	54	BOURNE	48.394	48.628	0.234
5	34	SEELEY	16.142	54	BOURNE	18.970	19	TALBOT	13.324	5	8	ROLLO	48.419	48.581	0.162
6	3	McCONNELL	16.150	3	McCONNELL	18.974	34	SEELEY	13.327	6	19	TALBOT	48.472	48.547	0.075
7	8	ROLLO	16.153	55	BEECH	18.984	4	LINFOOT	13.339	7	40	FRANCIS	48.544	48.647	0.103
8	40	FRANCIS	16.155	19	TALBOT	18.992	75	OLSEN	13.345	8	34	SEELEY	48.548	48.667	0.119
9	19	TALBOT	16.156	12	HEDGER	19.017	12	HEDGER	13.375	9	55	BEECH	48.597	48.731	0.134
10	55	BEECH	16.168	34	SEELEY	19.079	55	BEECH	13.445	10	3	McCONNELL	48.619	48.759	0.140
11	77	HARRAN	16.206	40	FRANCIS	19.102	3	McCONNELL	13.495	11	12	HEDGER	48.640	48.771	0.131
12	51	ELLIOTT	16.219	77	HARRAN	19.136	23	ALLINGHAM	13.515	12	77	HARRAN	48.874	48.875	0.001
13	12	HEDGER	16.248	18	WINFIELD	19.141	18	WINFIELD	13.526	13	23	ALLINGHAM	49.044	49.157	0.113
14	11	REID	16.253	51	ELLIOTT	19.174	77	HARRAN	13.532	14	99	LUXTON	49.051	49.159	0.108
15	99	LUXTON	16.295	23	ALLINGHAM	19.182	99	LUXTON	13.544	15	18	WINFIELD	49.052	49.087	0.035
16	59	TRUELOVE	16.337	99	LUXTON	19.212	59	TRUELOVE	13.615	16	51	ELLIOTT	49.060	49.208	0.148
17	23	ALLINGHAM	16.347	59	TRUELOVE	19.324	11	REID	13.634	17	59	TRUELOVE	49.276	49.381	0.105
18	18	WINFIELD	16.385	45	SWANN	19.376	96	SMITH	13.645	18	11	REID	49.290	49.330	0.040
19	96	SMITH	16.494	11	REID	19.403	51	ELLIOTT	13.667	19	96	SMITH	49.748	49.824	0.076
20	45	SWANN	16.693	13	PATERSON	19.582	45	SWANN	13.943	20	45	SWANN	50.012	50.174	0.162
21	13	PATERSON	16.786	96	SMITH	19.609	13	PATERSON	14.025	21	13	PATERSON	50.393	50.434	0.041

MCRCB BULLETIN TK104**2023 Bennetts British Superbike Championship - Round 4****2023 Pirelli National Superstock with Santander Consumer Finance****QUALIFYING - Q2 - BEST SPEEDS**

POS	INTERMEDIATE 1			INTERMEDIATE 2			FINISH LINE		
	NO	NAME	MPH	NO	NAME	MPH	NO	NAME	MPH
1				19	TALBOT	146.5	34	SEELEY	143.3
2				8	ROLLO	145.5	4	LINFOOT	139.5
3				4	LINFOOT	144.6	23	ALLINGHAM	138.6
4				34	SEELEY	144.3	5	KERR	138.0
5				99	LUXTON	144.3	75	OLSEN	137.5
6				75	OLSEN	144.0	54	BOURNE	137.5
7				77	HARRAN	144.0	18	WINFIELD	137.5
8				23	ALLINGHAM	143.7	99	LUXTON	137.5
9				40	FRANCIS	143.3	8	ROLLO	137.2
10				18	WINFIELD	143.3	77	HARRAN	137.2
11				55	BEECH	143.0	19	TALBOT	136.6
12				5	KERR	142.7	55	BEECH	136.6
13				54	BOURNE	142.1	12	HEDGER	136.6
14				12	HEDGER	141.5	45	SWANN	136.6
15				3	McCONNELL	141.2	51	ELLIOTT	136.3
16				96	SMITH	140.6	40	FRANCIS	136.1
17				45	SWANN	140.6	3	McCONNELL	135.5
18				51	ELLIOTT	140.3	96	SMITH	134.7
19				11	REID	140.3	11	REID	134.2
20				59	TRUELOVE	140.1	59	TRUELOVE	134.2
21				13	PATERSON	138.9	13	PATERSON	132.6

MCRCB BULLETIN TK105

2023 Bennetts British Superbike Championship - Round 4

2023 Pirelli National Superstock with Santander Consumer Finance

QUALIFYING - Q2 - STATISTICS

Competitors Started	21
Planned Start	2023-06-17 @ 11:32:00.000
Actual Start	2023-06-17 @ 11:32:01.286
Finish Time	2023-06-17 @ 11:47:01.286
Track Length	1.2669mi.
Total Laps	302
Total Distance Covered	382.6267mi.

Session Fastest Lap History

NO	NAME	LAP TIME	TIME OF DAY	LAP	VEHICLE
19	Joe TALBOT	49.441	11:33:44.835	2	Honda
55	Ash BEECH	49.177	11:33:45.658	2	Honda
34	Alastair SEELEY	49.098	11:34:40.672	3	BMW
8	Lewis ROLLO	48.966	11:35:00.512	2	Aprilia
75	Alex OLSEN	48.479	11:35:50.287	4	Honda
4	Dan LINFOOT	48.348	11:36:58.468	5	Honda
4	Dan LINFOOT	48.292	11:38:37.815	7	Honda
5	Richard KERR	48.252	11:42:53.097	9	Honda

Flag History

TYPE	TIME OF DAY
GREEN	11:32:01.286
FINISH	11:47:01.286

Flag Statistics

TYPE	COUNT	TOTAL LAPS	TOTAL TIME
Green	1	18	17:34.679
Red	0	0	0.000
Safety Car	0	0	0.000
FCY	0	0	0.000

MCRCB BULLETIN TK106

2023 Bennetts British Superbike Championship - Round 4

2023 Pirelli National Superstock with Santander Consumer Finance

QUALIFYING - Q2 - SESSION NOTES

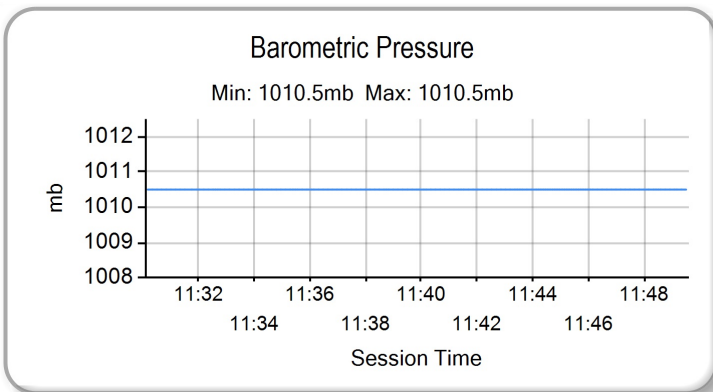
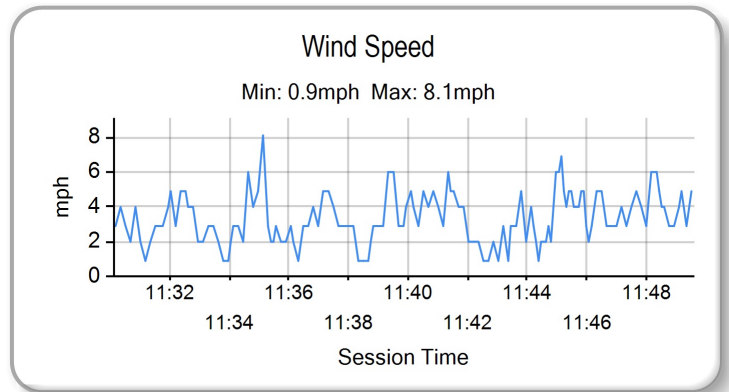
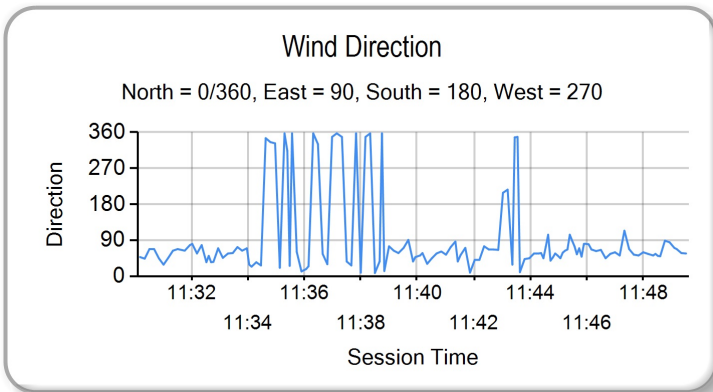
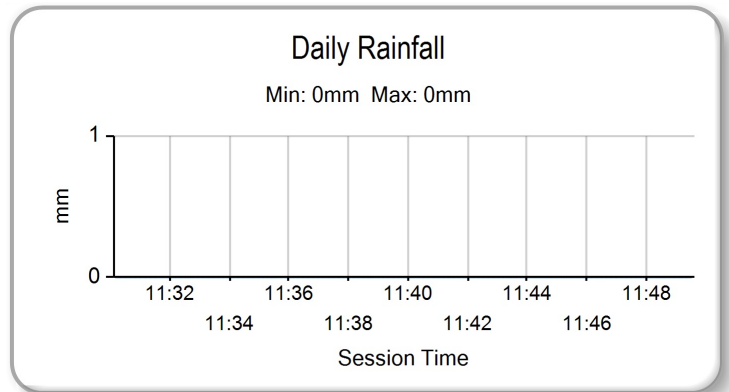
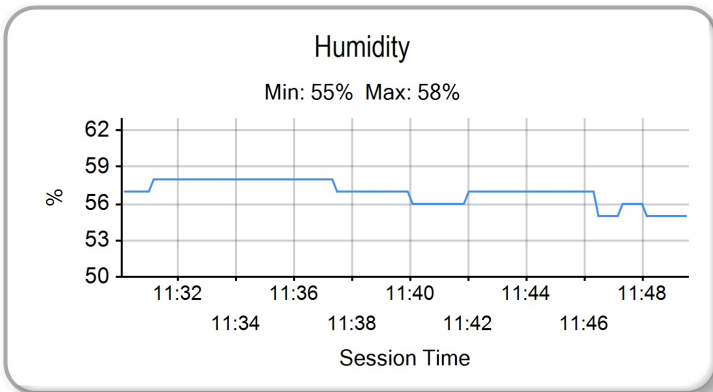
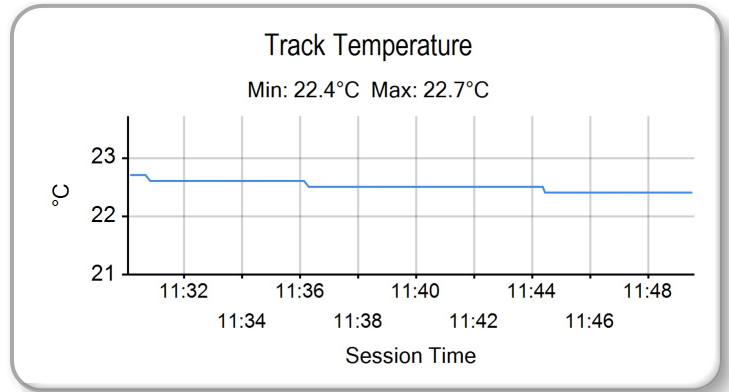
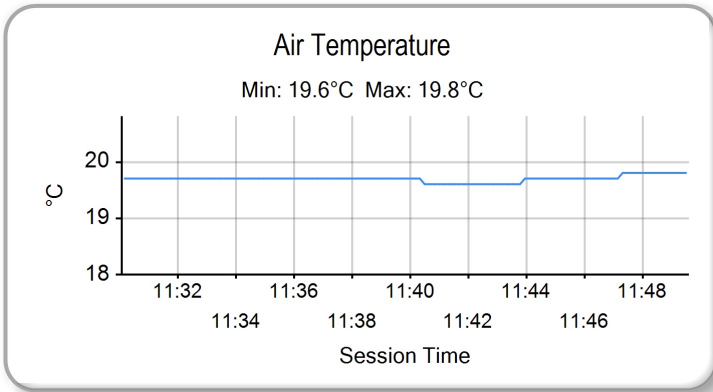
TIME	MESSAGE
11:36:25	NO.34 - EXCEEDED TRACK LIMITS - PIT EXIT - LAPTIME CANCELLED
11:40:01	NO.75 - EXCEEDED TRACK LIMITS - T3 - LAPTIME CANCELLED
11:43:19	NO.5 - EXCEEDED TRACK LIMITS - PIT EXIT - LAPTIME CANCELLED
11:44:45	NO.54 - EXCEEDED TRACK LIMITS - PIT EXIT - LAPTIME CANCELLED

MCRCB BULLETIN TK107

2023 Bennetts British Superbike Championship - Round 4

2023 Pirelli National Superstock with Santander Consumer Finance

QUALIFYING - Q2 - WEATHER CONDITIONS



QUALIFYING - CLASSIFICATION



POS	NO	NAME	NAT	ENTRY	Q1	Q2
1	5	Richard KERR	IRL	Honda - AMD Motorsport		48.252
2	4	Dan LINFOOT	GBR	Honda - Optimum Bikes Racing Ltd		48.292
3	75	Alex OLSEN	GBR	Honda - Cumins by Team IWR Honda		48.418
4	19	Joe TALBOT	GBR	Honda - JR Performance Racing		48.547
5	8	Lewis ROLLO	GBR	Aprilia - IN Competition / Aprilia		48.581
6	54	Franco BOURNE	GBR	Honda - Marvel HCL Motorsport		48.628
7	40	Joe FRANCIS	GBR	Kawasaki - STAUFF Fluid Power / GR Motosport		48.647
8	34	Alastair SEELEY	GBR	BMW - SYNETIQ BMW Motorrad		48.667
9	55	Ash BEECH	GBR	Honda - Jones Dorling Racing		48.731
10	3	Billy McCONNELL	AUS	Honda - C&L Fairburn Properties Jackson Racing		48.759
11	12	Luke HEDGER	GBR	Kawasaki - MAD Racing		48.771
12	77	Brent HARRAN	ZAF	Honda - Optimum Bikes Racing Ltd		48.875
13	18	Shaun WINFIELD	GBR	Honda - TAG Racing	49.506	49.087
14	23	David ALLINGHAM	GBR	Honda - SMS Racing		49.157
15	99	Ben LUXTON	GBR	Honda - Ben Luxton Racing		49.159
16	51	Brayden ELLIOTT	AUS	Kawasaki - DAO Racing		49.208
17	11	Simon REID	GBR	Honda - C&L Fairburn Properties Jackson Racing	49.491	49.330
18	59	Matt TRUELOVE	GBR	Honda - TAG Racing	49.533	49.381
19	96	Kieran SMITH	GBR	Honda - Corkie Racing	50.037	49.824
20	45	Scott SWANN	GBR	Yamaha - Swann Racing	49.080	50.174
21	13	Lewis PATERSON	GBR	Suzuki - LP Factory Racing	49.834	50.434
22	80	Callum BEY	GBR	Suzuki - FilterLogic by EightZero Racing	50.055	
23	17	Matty WHELAN	GBR	Suzuki - Milestone by ATS Racing	50.242	
24	26	Joe MOORE	GBR	Suzuki - Clearline Racing	50.438	
25	25	Jorel BOERBOOM	NLD	Kawasaki - G&S Racing	50.701	
26	57	Richard WHITE	GBR	BMW - Trackdudes powered by Hilltop Motorcycles	51.084	

Weather / Track : Bright / Dry

Knockhill: 1.2669 miles

These results are provisional until the conclusion of any judicial and technical matters.

Race Director : Stuart Higgs S. Higgs <small>Digitally Approved at 12:14 Saturday, 17 June 2023</small>	Stewards :	Timekeeper : R. EVANS <small>Digitally Approved at 12:04 Saturday, 17 June 2023</small>
---------------------------------------------------------------------------------------------------------------	------------	-----------------------------------------------------------------------------------------------

Results can be found at www.britishsuperbike.com

Printed - 12:00 Saturday, 17 June 2023





ROW 9		26	51.084	57	Richard WHITE	25	50.701	25	25	Jorel BOERBOOM			
ROW 8	24	50.438	26	Joe MOORE	23	50.242	17	Matty WHELAN	22	50.055	80	Callum BEY	
ROW 7		21	50.434	13	Lewis PATERSON	20	50.174	45	Scott SWANN	19	49.824	96	Kieran SMITH
ROW 6	18	49.381	59	Matt TRUELOVE	17	49.330	11	Simon REID	16	49.208	51	Brayden ELLIOTT	
ROW 5		15	49.159	99	Ben LUXTON	14	49.157	23	David ALLINGHAM	13	49.087	18	Shaun WINFIELD
ROW 4	12	48.875	77	Brent HARRAN	11	48.771	12	Luke HEDGER	10	48.759	3	Billy McCONNELL	
ROW 3		9	48.731	55	Ash BEECH	8	48.667	34	Alastair SEELEY	7	48.647	40	Joe FRANCIS
ROW 2	6	48.628	54	Franco BOURNE	5	48.581	8	Lewis ROLLO	4	48.547	19	Joe TALBOT	
ROW 1		3	48.418	75	Alex OLSEN	2	48.292	4	Dan LINFOOT	1	48.252	5	Richard KERR
												Pole	

Knockhill: 1.2669 miles

These results are provisional until the conclusion of any judicial and technical matters.

Race Director : Stuart Higgs <i>S. Higgs</i> <small>Digitally Approved at 12:14 Saturday, 17 June 2023</small>	Stewards :	Timekeeper : Richard Evans <i>R. EVANS</i> <small>Digitally Approved at 12:06 Saturday, 17 June 2023</small>
----------------------------------------------------------------------------------------------------------------------	------------	--------------------------------------------------------------------------------------------------------------------

Results can be found at www.britishsuperbike.com

Printed - 11:53 Saturday, 17 June 2023



RACE 1 - CLASSIFICATION

POS	NO	NAME	NAT	ENTRY	LAPS	TIME	GAP	DIFF	MPH	BEST	ON
1	4	Dan LINFOOT	GBR	Honda - Optimum Bikes Racing Ltd	16	12:56.389			93.99	48.092	6
2	5	Richard KERR	IRL	Honda - AMD Motorsport	16	13:00.145	3.756	3.756	93.54	48.207	7
3	75	Alex OLSEN	GBR	Honda - Cumins by Team IWR Honda	16	13:02.587	6.198	2.442	93.25	48.412	4
4	8	Lewis ROLLO	GBR	Aprilia - IN Competition / Aprilia	16	13:03.774	7.385	1.187	93.11	48.380	7
5	34	Alastair SEELEY	GBR	BMW - SYNETIQ BMW Motorrad	16	13:04.100	7.711	0.326	93.07	48.509	14
6	19	Joe TALBOT	GBR	Honda - JR Performance Racing	16	13:06.174	9.785	2.074	92.82	48.620	6
7	3	Billy McCONNELL	AUS	Honda - C&L Fairburn Properties Jackson Racing	16	13:08.553	12.164	2.379	92.54	48.869	15
8	54	Franco BOURNE	GBR	Honda - Marvel HCL Motorsport	16	13:08.988	12.599	0.435	92.49	48.745	16
9	55	Ash BEECH	GBR	Honda - Jones Dorling Racing	16	13:09.635	13.246	0.647	92.41	48.804	12
10	12	Luke HEDGER	GBR	Kawasaki - MAD Racing	16	13:10.444	14.055	0.809	92.32	48.852	8
11	40	Joe FRANCIS	GBR	Kawasaki - STAUFF Fluid Power / GR Motosport	16	13:12.190	15.801	1.746	92.12	48.919	14
12	23	David ALLINGHAM	GBR	Honda - SMS Racing	16	13:14.084	17.695	1.894	91.90	48.883	14
13	18	Shaun WINFIELD	GBR	Honda - TAG Racing	16	13:20.907	24.518	6.823	91.11	49.251	9
14	51	Brayden ELLIOTT	AUS	Kawasaki - DAO Racing	16	13:21.083	24.694	0.176	91.09	49.391	13
15	77	Brent HARRAN	ZAF	Honda - Optimum Bikes Racing Ltd	16	13:21.164	24.775	0.081	91.08	49.181	14
16	11	Simon REID	GBR	Honda - C&L Fairburn Properties Jackson Racing	16	13:24.089	27.700	2.925	90.75	49.503	3
17	99	Ben LUXTON	GBR	Honda - Ben Luxton Racing	16	13:24.238	27.849	0.149	90.74	49.597	12
18	96	Kieran SMITH	GBR	Honda - Corkie Racing	16	13:29.700	33.311	5.462	90.12	49.882	12
19	59	Matt TRUELOVE	GBR	Honda - TAG Racing	16	13:30.830	34.441	1.130	90.00	49.700	4
20	26	Joe MOORE	GBR	Suzuki - Clearline Racing	16	13:32.272	35.883	1.442	89.84	50.146	6
21	17	Matty WHELAN	GBR	Suzuki - Milestone by ATS Racing	16	13:32.591	36.202	0.319	89.80	50.143	6
22	57	Richard WHITE	GBR	BMW - Trackdudes powered by Hilltop Motorcycles	14	12:51.774	2 Laps	2 Laps	82.73	51.197	5

NOT CLASSIFIED

DNF	25	Jorel BOERBOOM	NLD	Kawasaki - G&S Racing	15	12:50.021	1 Lap	0.000	88.85	50.570	5
DNF	13	Lewis PATERSON	GBR	Suzuki - LP Factory Racing	1	1:03.548	15 Laps	14 Laps	71.77		

NOT STARTED

NS	45	Scott SWANN	GBR	Yamaha - Swann Racing							
----	----	-------------	-----	-----------------------	--	--	--	--	--	--	--

FASTEST LAP

4	Dan LINFOOT	GBR	Honda - Optimum Bikes Racing Ltd	6	48.092	94.84 mph	152.63 kph
---	-------------	-----	----------------------------------	---	--------	-----------	------------

New Lap Record

Red Flag (end of session): 15:41

Race Distance: 16 Laps / 20.27 miles

Knockhill: 1.2669 miles

Date: 17/06/2023 Start: 15:27 Finish: 15:40

Weather / Track : Overcast / Dry

These results are provisional until the conclusion of any judicial and technical matters.

Race Director : Stuart Higgs S. Higgs Digitally Approved at 15:59 Saturday, 17 June 2023	Stewards :	Timekeeper : Richard Evans R. EVANS Digitally Approved at 15:57 Saturday, 17 June 2023
------------------------------------------------------------------------------------------------	------------	----------------------------------------------------------------------------------------------

Results can be found at www.britishsuperbike.com

Printed - 15:44 Saturday, 17 June 2023

MCRCB BULLETIN TK171

2023 Bennetts British Superbike Championship - Round 4

2023 Pirelli National Superstock with Santander Consumer Finance

RACE 1 - LAP CHART

LAP 1 @ 15:28:19.927

NO	BEHIND	LAP TIME
5		51.272
4	0.212	51.484
19	0.593	51.865
34	0.873	52.145
75	1.228	52.500
8	1.343	52.615
3	1.704	52.976
40	2.086	53.358
54	2.197	53.469
55	2.515	53.787
12	2.952	54.224
23	3.091	54.363
18	3.362	54.634
11	3.629	54.901
51	3.774	55.046
77	3.911	55.183
99	4.268	55.540
59	4.455	55.727
26	4.759	56.031
96	4.873	56.145
17	5.137	56.409
25	5.970	57.242
57	6.231	57.503
13	12.276	1:03.548

LAP 2 @ 15:29:08.658

NO	BEHIND	LAP TIME
5		48.731
4	0.144	48.663
19	0.527	48.665
75	1.355	48.858
8	1.579	48.967
34	1.731	49.589
3	2.128	49.155
54	2.781	49.315
40	3.076	49.721
55	3.186	49.402
12	3.803	49.582
18	4.310	49.679
11	4.771	49.873
23	5.143	50.783
51	5.292	50.249
77	5.475	50.295
59	5.957	50.233
99	6.106	50.569
96	6.364	50.222
26	6.708	50.680
17	7.052	50.646
25	8.020	50.781
57	9.077	51.577

LAP 3 @ 15:29:57.344

NO	BEHIND	LAP TIME
4		48.542
5	0.068	48.754
19	0.496	48.655
75	1.209	48.540
8	1.565	48.672
34	2.083	49.038
3	2.664	49.222
54	2.939	48.844
40	3.479	49.089

55	3.685	49.185
12	4.204	49.087
18	5.186	49.562
11	5.588	49.503
23	5.978	49.521
51	6.616	50.010
59	7.122	49.851
77	7.198	50.409
99	7.469	50.049
96	8.013	50.335
26	8.372	50.350
17	8.557	50.191
25	10.138	50.804
57	11.850	51.459

LAP 4 @ 15:30:45.742

NO	BEHIND	LAP TIME
4		48.398
5	0.560	48.890
19	0.778	48.680
75	1.223	48.412
8	1.614	48.447
34	2.492	48.807
3	3.338	49.072
54	3.556	49.015
40	4.158	49.077
55	4.361	49.074
12	4.904	49.098
18	6.363	49.575
11	6.854	49.664
23	6.993	49.413
51	7.932	49.714
59	8.424	49.700
77	8.458	49.658
99	8.902	49.831
96	10.031	50.416
26	10.210	50.236
17	10.747	50.588
25	12.750	51.010
57	14.776	51.324

LAP 5 @ 15:31:33.897

NO	BEHIND	LAP TIME
4		48.155
5	0.776	48.371
19	1.270	48.647
75	1.562	48.494
8	2.334	48.875
34	2.943	48.606
3	4.134	48.951
54	4.385	48.984
55	5.465	49.259
40	5.590	49.587
12	5.854	49.105
18	7.774	49.566
23	8.252	49.414
11	8.684	49.985
51	9.503	49.726
77	10.180	49.877
59	10.202	49.933
99	10.589	49.842
96	11.923	50.047
26	12.287	50.232
17	12.887	50.295
25	15.165	50.570

LAP 6 @ 15:32:21.989

NO	BEHIND	LAP TIME
4		48.092
5	1.264	48.580
19	1.798	48.620
75	2.087	48.617
8	2.965	48.723
34	3.609	48.758
3	5.035	48.993
54	5.241	48.948
55	6.422	49.049
12	7.232	49.470
40	7.485	49.987
18	9.402	49.720
23	9.648	49.488
11	10.194	49.602
51	11.052	49.641
59	11.952	49.842
77	11.993	49.905
99	12.322	49.825
96	13.789	49.958
26	14.341	50.146
17	14.938	50.143
25	17.787	50.714
57	21.118	51.392

LAP 7 @ 15:33:10.214

NO	BEHIND	LAP TIME
4		48.225
5	1.246	48.207
19	2.284	48.711
75	2.489	48.627
8	3.120	48.380
34	3.969	48.585
3	5.866	49.056
54	6.029	49.013
55	7.018	48.821
12	7.913	48.906
40	8.582	49.322
23	11.044	49.621
18	11.286	50.109
11	11.514	49.545
51	12.362	49.535
77	12.967	49.199
59	13.927	50.200
99	13.996	49.899
96	16.293	50.729
26	16.413	50.297
17	16.976	50.263
25	20.297	50.735
57	24.854	51.961

LAP 8 @ 15:33:58.434

NO	BEHIND	LAP TIME
4		48.220
5	1.669	48.643
19	2.886	48.822
75	3.044	48.775
8	3.601	48.701
34	4.369	48.620
3	6.723	49.077
54	6.890	49.081

55	7.622	48.824
12	8.545	48.852
40	9.368	49.006
23	11.867	49.043
18	12.600	49.534
11	13.320	50.026
51	13.819	49.677
77	14.563	49.816
59	15.773	50.066
99	15.882	50.106
96	18.427	50.354
26	19.065	50.872
17	19.220	50.464
25	23.172	51.095
57	28.049	51.415

LAP 9 @ 15:34:46.770

NO	BEHIND	LAP TIME
4		48.336
5	1.727	48.394
19	3.351	48.801
75	3.466	48.758
8	3.817	48.552
34	4.690	48.657
3	7.451	49.064
54	7.625	49.071
55	8.357	49.071
12	9.161	48.952
40	10.212	49.180
23	12.616	49.085
18	13.515	49.251
11	14.941	49.957
51	15.176	49.693
77	15.672	49.445
99	17.872	50.326
59	18.146	50.709
96	20.215	50.124
26	20.951	50.222
17	21.548	50.664
25	25.657	50.821
57	31.356	51.643

LAP 10 @ 15:35:35.141

NO	BEHIND	LAP TIME
4		48.371
5	1.840	48.484
75	3.750	48.655
8	4.262	48.816
19	4.386	49.406
34	5.156	48.837
3	8.110	49.030
54	8.286	49.032
55	8.934	48.948
12	9.658	48.868
40	10.974	49.133
23	13.264	49.019
18	14.551	49.407
11	16.547	49.977
51	16.722	49.917
77	16.900	49.599
99	19.232	49.731
59	20.510	50.735
96	22.225	50.381
26	23.073	50.493
17	23.522	50.345

LAP 11 @ 15:36:23.411

NO	BEHIND	LAP TIME
4		48.270
5	1.993	48.423
75	4.090	48.610
8	4.502	48.510
19	4.972	48.856
34	5.773	48.887
3	8.810	48.970
54	9.097	49.081
55	9.694	49.030
12	10.283	48.895
40	11.938	49.234
23	13.983	48.989
18	15.896	49.615
51	18.199	49.747
11	18.327	50.050
77	18.564	49.934
99	20.628	49.666
59	22.930	50.690
96	24.025	50.070
26	25.156	50.353
17	25.409	50.157
25	31.002	51.053
57	38.552	52.270

LAP 12 @ 15:37:11.668

NO	BEHIND	LAP TIME
4		48.257
5	2.215	48.479
75	4.628	48.795
8	5.017	48.772
19	6.017	49.302
34	6.296	48.780
3	9.469	48.916
54	9.839	48.999
55	10.241	48.804
12	11.051	49.025
40	12.907	49.226
23	14.876	49.150
18	17.479	49.840
51	19.617	49.675
11	19.861	49.791
77	20.041	49.734
99	21.968	49.597
59	25.403	50.730
96	25.650	49.882
26	27.340	50.441
17	27.500	50.348
25	34.036	51.291
57	41.793	51.498

LAP 13 @ 15:37:59.868

NO	BEHIND	LAP TIME
4		48.200
5	2.689	48.674
75	5.217	48.789
8	5.585	48.768
34	6.930	48.834
19	7.118	49.301
3	10.347	49.078

MCRCB BULLETIN TK171

2023 Bennetts British Superbike Championship - Round 4

2023 Pirelli National Superstock with Santander Consumer Finance

RACE 1 - LAP CHART

54	10.666	49.027	25	42.103	50.901
55	10.947	48.906	57	1 Lap	1:33.640
12	11.929	49.078			
40	13.999	49.292			
23	15.794	49.118			
18	19.179	49.900			
51	20.808	49.391			
77	21.354	49.513			
11	21.896	50.235			
99	23.490	49.722			
59	27.763	50.560			
96	27.881	50.431			
26	29.590	50.450			
17	29.954	50.654			
25	36.900	51.064			
57	46.921	53.328			

LAP 16 @ 15:40:25.044

NO	BEHIND	LAP TIME
----	--------	----------

4		48.471
5	3.756	48.704
75	6.198	48.655
8	7.385	49.275
34	7.711	48.627
19	9.785	49.190
3	12.164	48.933
54	12.599	48.745
55	13.246	49.012
12	14.055	48.936
40	15.801	49.035
23	17.695	49.096
18	24.518	50.188
51	24.694	50.048
77	24.775	49.895
11	27.700	50.436
99	27.849	49.919
96	33.311	50.489
59	34.441	50.425
26	35.883	50.363
17	36.202	50.298

LAP 14 @ 15:38:48.184

NO	BEHIND	LAP TIME
----	--------	----------

4		48.316
5	3.102	48.729
75	5.542	48.641
8	5.985	48.716
34	7.123	48.509
19	8.029	49.227
3	11.222	49.191
54	11.478	49.128
55	11.838	49.207
12	12.646	49.033
40	14.602	48.919
23	16.361	48.883
18	20.926	50.063
51	21.886	49.394
77	22.219	49.181
11	23.887	50.307
99	24.988	49.814
96	29.539	49.974
59	30.392	50.945
26	31.811	50.537
17	32.476	50.838
25	39.591	51.007

LAP 15 @ 15:39:36.573

NO	BEHIND	LAP TIME
----	--------	----------

4		48.389
5	3.523	48.810
75	6.014	48.861
8	6.581	48.985
34	7.555	48.821
19	9.066	49.426
3	11.702	48.869
54	12.325	49.236
55	12.705	49.256
12	13.590	49.333
40	15.237	49.024
23	17.070	49.098
18	22.801	50.264
51	23.117	49.620
77	23.351	49.521
11	25.735	50.237
99	26.401	49.802
96	31.293	50.143
59	32.487	50.484
26	33.991	50.569
17	34.375	50.288

Weather / Track : Overcast / Dry

MCRCB BULLETIN TK172

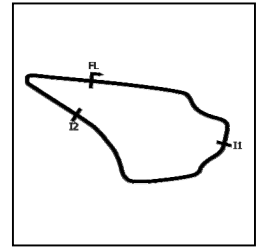
2023 Bennetts British Superbike Championship - Round 4

2023 Pirelli National Superstock with Santander Consumer Finance

RACE 1 - POSITION CHART

No	Name	Lap																
		Pos	1	2	3	4	5	6	7	8	9	10	11	12	13	14	15	16
5	KERR	1	5	5	4	4	4	4	4	4	4	4	4	4	4	4	4	4
4	LINFOOT	2	4	4	5	5	5	5	5	5	5	5	5	5	5	5	5	5
75	OLSEN	3	19	19	19	19	19	19	19	19	19	75	75	75	75	75	75	75
19	TALBOT	4	34	75	75	75	75	75	75	75	75	8	8	8	8	8	8	8
8	ROLLO	5	75	8	8	8	8	8	8	8	8	19	19	19	34	34	34	34
54	BOURNE	6	8	34	34	34	34	34	34	34	34	34	34	34	19	19	19	19
40	FRANCIS	7	3	3	3	3	3	3	3	3	3	3	3	3	3	3	3	3
34	SEELEY	8	40	54	54	54	54	54	54	54	54	54	54	54	54	54	54	54
55	BEECH	9	54	40	40	40	55	55	55	55	55	55	55	55	55	55	55	55
3	McCONNELL	10	55	55	55	55	40	12	12	12	12	12	12	12	12	12	12	12
12	HEDGER	11	12	12	12	12	12	40	40	40	40	40	40	40	40	40	40	40
77	HARRAN	12	23	18	18	18	18	18	23	23	23	23	23	23	23	23	23	23
18	WINFIELD	13	18	11	11	11	23	23	18	18	18	18	18	18	18	18	18	18
23	ALLINGHAM	14	11	23	23	23	11	11	11	11	11	11	51	51	51	51	51	51
99	LUXTON	15	51	51	51	51	51	51	51	51	51	51	11	11	77	77	77	77
51	ELLIOTT	16	77	77	59	59	77	59	77	77	77	77	77	77	11	11	11	11
11	REID	17	99	59	77	77	59	77	59	59	99	99	99	99	99	99	99	99
59	TRUELOVE	18	59	99	99	99	99	99	99	99	59	59	59	59	59	96	96	96
96	SMITH	19	26	96	96	96	96	96	96	96	96	96	96	96	96	59	59	59
45	SWANN	20	96	26	26	26	26	26	26	26	26	26	26	26	26	26	26	26
13	PATERSON	21	17	17	17	17	17	17	17	17	17	17	17	17	17	17	17	17
17	WHELAN	22	25	25	25	25	25	25	25	25	25	25	25	25	25	25	25	25
26	MOORE	23	57	57	57	57	57	57	57	57	57	57	57	57	57	57	57	57
25	BOERBOOM	24	13															
57	WHITE	25																

RACE 1 - SECTOR ANALYSIS



SECTOR 1 = FL to I1, SECTOR 2 = I1 to I2, SECTOR 3 = I2 to FL, DIFF = Difference To Personal Best Lap, P = Crossed Finish Line in Pit Lane, D = Time Disallowed

P1 4		Dan LINFOOT			Honda - Optimum Bikes Racing Ltd				
IDEAL LAP TIME : 48.021		BEST LAP TIME : 48.092			DIFFERENCE : 0.071				
LAP	SECTOR 1	SECTOR 2	SECTOR 3	LAP TIME	MPH	DIFF	TIME OF DAY		
1 -		19.183	144.3	13.521	138.3	51.484	88.59	3.392	15:28:20.139
2 -	16.115	18.968	142.1	13.580	137.5	48.663	93.72	0.571	15:29:08.802
3 -	16.225	18.911	144.6	13.406	136.3	48.542	93.96	0.450	15:29:57.344
4 -	16.143	18.882	144.0	13.373	136.6	48.398	94.24	0.306	15:30:45.742
5 -	16.008	18.816	143.0	13.331	137.5	48.155 (2)	94.71	0.063	15:31:33.897
6 -	15.989	18.840	144.0	13.263	137.7	48.092 (1)	94.84		15:32:21.989
7 -	16.000	18.906	143.7	13.319	138.3	48.225	94.57	0.133	15:33:10.214
8 -	16.036	18.885	144.3	13.299	136.6	48.220	94.58	0.128	15:33:58.434
9 -	16.002	18.988	143.3	13.346	136.6	48.336	94.36	0.244	15:34:46.770
10 -	15.993	18.970	142.1	13.408	136.3	48.371	94.29	0.279	15:35:35.141
11 -	15.944	19.024	142.4	13.302	137.7	48.270	94.49	0.178	15:36:23.411
12 -	15.989	18.875	144.0	13.393	136.1	48.257	94.51	0.165	15:37:11.668
13 -	16.033	18.906	143.0	13.261	137.5	48.200 (3)	94.62	0.108	15:37:59.868
14 -	15.984	18.966	143.3	13.366	136.9	48.316	94.40	0.224	15:38:48.184
15 -	16.073	18.993	143.0	13.323	136.6	48.389	94.25	0.297	15:39:36.573
16 -	16.008	19.052	142.4	13.411	136.9	48.471	94.09	0.379	15:40:25.044

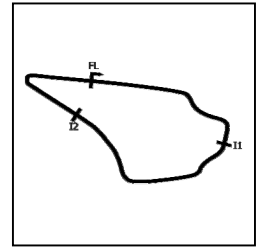
P2 5		Richard KERR			Honda - AMD Motorsport				
IDEAL LAP TIME : 48.141		BEST LAP TIME : 48.207			DIFFERENCE : 0.066				
LAP	SECTOR 1	SECTOR 2	SECTOR 3	LAP TIME	MPH	DIFF	TIME OF DAY		
1 -		19.169	141.2	13.500	135.5	51.272	88.95	3.065	15:28:19.927
2 -	16.190	19.049	141.8	13.492	135.5	48.731	93.59	0.524	15:29:08.658
3 -	16.254	18.970	140.9	13.530	138.6	48.754	93.55	0.547	15:29:57.412
4 -	16.382	19.137	141.8	13.371	136.9	48.890	93.29	0.683	15:30:46.302
5 -	16.166	18.860	142.7	13.345	137.2	48.371 (2)	94.29	0.164	15:31:34.673
6 -	16.085	19.007	141.8	13.488	137.5	48.580	93.88	0.373	15:32:23.253
7 -	16.089	18.890	142.4	13.228	137.2	48.207 (1)	94.61		15:33:11.460
8 -	16.123	19.081	140.9	13.439	136.1	48.643	93.76	0.436	15:34:00.103
9 -	16.106	18.976	142.1	13.312	136.9	48.394 (3)	94.24	0.187	15:34:48.497
10 -	16.053	19.018	141.5	13.413	136.3	48.484	94.07	0.277	15:35:36.981
11 -	16.073	18.938	142.4	13.412	135.8	48.423	94.19	0.216	15:36:25.404
12 -	16.182	18.921	140.1	13.376	136.9	48.479	94.08	0.272	15:37:13.883
13 -	16.266	19.060	141.2	13.348	136.9	48.674	93.70	0.467	15:38:02.557
14 -	16.133	19.069	140.1	13.527	136.3	48.729	93.60	0.522	15:38:51.286
15 -	16.225	19.107	138.9	13.478	136.3	48.810	93.44	0.603	15:39:40.096
16 -	16.162	19.204	138.9	13.338	136.9	48.704	93.64	0.497	15:40:28.800

P3 75		Alex OLSEN			Honda - Cummins by Team IWR Honda				
IDEAL LAP TIME : 48.297		BEST LAP TIME : 48.412			DIFFERENCE : 0.115				
LAP	SECTOR 1	SECTOR 2	SECTOR 3	LAP TIME	MPH	DIFF	TIME OF DAY		
1 -		19.323	144.0	13.811	137.5	52.500	86.87	4.088	15:28:21.155
2 -	16.129	19.366	141.8	13.363	136.1	48.858	93.35	0.446	15:29:10.013
3 -	16.218	18.967	143.0	13.355	136.6	48.540 (3)	93.96	0.128	15:29:58.553
4 -	15.975	18.987	144.0	13.450	136.1	48.412 (1)	94.21		15:30:46.965
5 -	16.055	18.998	144.0	13.441	137.5	48.494 (2)	94.05	0.082	15:31:35.459
6 -	16.154	18.979	143.7	13.484	138.0	48.617	93.81	0.205	15:32:24.076
7 -	16.168	19.008	144.6	13.451	138.0	48.627	93.79	0.215	15:33:12.703
8 -	16.235	19.083	142.1	13.457	138.0	48.775	93.51	0.363	15:34:01.478
9 -	16.211	19.047	143.0	13.500	137.7	48.758	93.54	0.346	15:34:50.236
10 -	16.239	19.007	142.4	13.409	135.0	48.655	93.74	0.243	15:35:38.891
11 -	16.136	19.059	141.8	13.415	136.1	48.610	93.83	0.198	15:36:27.501
12 -	16.288	19.082	139.8	13.425	135.0	48.795	93.47	0.383	15:37:16.296
13 -	16.271	19.064	140.9	13.454	134.4	48.789	93.48	0.377	15:38:05.085
14 -	16.161	19.101	141.2	13.379	135.2	48.641	93.77	0.229	15:38:53.726
15 -	16.240	19.175	140.9	13.446	135.5	48.861	93.34	0.449	15:39:42.587
16 -	16.158	19.111	140.9	13.386	135.8	48.655	93.74	0.243	15:40:31.242

2023 Bennetts British Superbike Championship - Round 4

2023 Pirelli National Superstock with Santander Consumer Finance

RACE 1 - SECTOR ANALYSIS



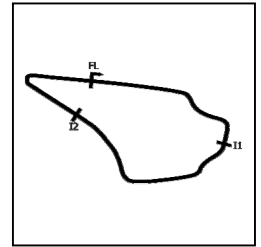
SECTOR 1 = FL to I1, SECTOR 2 = I1 to I2, SECTOR 3 = I2 to FL, DIFF = Difference To Personal Best Lap, P = Crossed Finish Line in Pit Lane, D = Time Disallowed

P4 8		Lewis ROLLO				Aprilia - IN Competition / Aprilia			
IDEAL LAP TIME : 48.236		BEST LAP TIME : 48.380		DIFFERENCE : 0.144					
LAP	SECTOR 1	SECTOR 2		SECTOR 3		LAP TIME	MPH	DIFF	TIME OF DAY
1 -		19.419	145.2	13.702	138.0	52.615	86.68	4.235	15:28:21.270
2 -	16.258	19.244	144.9	13.465	137.5	48.967	93.14	0.587	15:29:10.237
3 -	16.322	18.953	146.5	13.397	138.0	48.672	93.71	0.292	15:29:58.909
4 -	16.142	18.872	144.9	13.433	137.5	48.447 (2)	94.14	0.067	15:30:47.356
5 -	16.165	19.196	144.9	13.514	135.5	48.875	93.32	0.495	15:31:36.231
6 -	16.265	19.117	145.8	13.341	136.9	48.723	93.61	0.343	15:32:24.954
7 -	16.200	18.934	145.8	13.246	137.7	48.380 (1)	94.27		15:33:13.334
8 -	16.198	19.097	145.8	13.406	136.9	48.701	93.65	0.321	15:34:02.035
9 -	16.195	19.061	145.2	13.296	137.7	48.552	93.94	0.172	15:34:50.587
10 -	16.353	19.087	146.8	13.376	138.0	48.816	93.43	0.436	15:35:39.403
11 -	16.118	18.962	144.9	13.430	136.3	48.510 (3)	94.02	0.130	15:36:27.913
12 -	16.274	19.137	145.2	13.361	136.6	48.772	93.51	0.392	15:37:16.685
13 -	16.237	19.143	145.2	13.388	137.2	48.768	93.52	0.388	15:38:05.453
14 -	16.229	19.060	144.9	13.427	135.8	48.716	93.62	0.336	15:38:54.169
15 -	16.299	19.305	144.3	13.381	135.2	48.985	93.11	0.605	15:39:43.154
16 -	16.425	19.271	145.2	13.579	135.8	49.275	92.56	0.895	15:40:32.429

P5 34		Alastair SEELEY				BMW - SYNETIQ BMW Motorrad			
IDEAL LAP TIME : 48.344		BEST LAP TIME : 48.509		DIFFERENCE : 0.165					
LAP	SECTOR 1	SECTOR 2		SECTOR 3		LAP TIME	MPH	DIFF	TIME OF DAY
1 -		19.277	146.2	13.645	142.4	52.145	87.46	3.636	15:28:20.800
2 -	16.309	19.706	143.0	13.574	142.1	49.589	91.97	1.080	15:29:10.389
3 -	16.488	19.177	144.3	13.373	142.7	49.038	93.01	0.529	15:29:59.427
4 -	16.367	19.100	144.3	13.340	142.7	48.807	93.45	0.298	15:30:48.234
5 -	16.187	19.079	144.9	13.340	141.2	48.606 (3)	93.83	0.097	15:31:36.840
6 -	16.251	19.182	144.3	13.325	143.0	48.758	93.54	0.249	15:32:25.598
7 -	16.123	19.116	144.0	13.346	142.4	48.585 (2)	93.87	0.076	15:33:14.183
8 -	16.231	19.062	143.0	13.327	142.7	48.620	93.81	0.111	15:34:02.803
9 -	16.154	19.096	144.9	13.407	140.9	48.657	93.74	0.148	15:34:51.460
10 -	16.344	19.160	144.6	13.333	142.1	48.837	93.39	0.328	15:35:40.297
11 -	16.266	19.187	143.3	13.434	141.2	48.887	93.29	0.378	15:36:29.184
12 -	16.234	19.102	144.0	13.444	142.1	48.780	93.50	0.271	15:37:17.964
13 -	16.466	19.015	148.4	13.353	141.2	48.834	93.40	0.325	15:38:06.798
14 -	16.162	19.141	143.3	13.206	140.6	48.509 (1)	94.02		15:38:55.307
15 -	16.247	19.244	143.3	13.330	141.8	48.821	93.42	0.312	15:39:44.128
16 -	16.146	19.130	139.8	13.351	141.5	48.627	93.79	0.118	15:40:32.755

P6 19		Joe TALBOT				Honda - JR Performance Racing			
IDEAL LAP TIME : 48.505		BEST LAP TIME : 48.620		DIFFERENCE : 0.115					
LAP	SECTOR 1	SECTOR 2		SECTOR 3		LAP TIME	MPH	DIFF	TIME OF DAY
1 -		19.402	138.0	13.496	136.1	51.865	87.94	3.245	15:28:20.520
2 -	16.206	19.067	142.4	13.392	136.6	48.665	93.72	0.045	15:29:09.185
3 -	16.319	18.964	144.0	13.372	137.2	48.655 (3)	93.74	0.035	15:29:57.840
4 -	16.174	19.046	143.7	13.460	138.3	48.680	93.69	0.060	15:30:46.520
5 -	16.189	19.085	143.3	13.373	137.5	48.647 (2)	93.75	0.027	15:31:35.167
6 -	16.187	19.055	143.3	13.378	136.1	48.620 (1)	93.81		15:32:23.787
7 -	16.285	19.059	142.7	13.367	136.3	48.711	93.63	0.091	15:33:12.498
8 -	16.261	19.155	142.4	13.406	135.5	48.822	93.42	0.202	15:34:01.320
9 -	16.215	19.123	142.7	13.463	135.8	48.801	93.46	0.181	15:34:50.121
10 -	16.689	19.141	142.1	13.576	138.0	49.406	92.31	0.786	15:35:39.527
11 -	16.227	19.140	142.7	13.489	135.5	48.856	93.35	0.236	15:36:28.383
12 -	16.375	19.348	141.2	13.579	136.1	49.302	92.51	0.682	15:37:17.685
13 -	16.511	19.177	143.0	13.613	136.9	49.301	92.51	0.681	15:38:06.986
14 -	16.341	19.308	142.7	13.578	136.3	49.227	92.65	0.607	15:38:56.213
15 -	16.483	19.253	139.5	13.690	135.2	49.426	92.28	0.806	15:39:45.639
16 -	16.398	19.311	141.8	13.481	137.2	49.190	92.72	0.570	15:40:34.829

RACE 1 - SECTOR ANALYSIS



SECTOR 1 = FL to I1, SECTOR 2 = I1 to I2, SECTOR 3 = I2 to FL, DIFF = Difference To Personal Best Lap, P = Crossed Finish Line in Pit Lane, D = Time Disallowed

P7	3	Billy McCONNELL	Honda - C&L Fairburn Properties Jackson Racing			
IDEAL LAP TIME : 48.812		BEST LAP TIME : 48.869		DIFFERENCE : 0.057		

LAP	SECTOR 1	SECTOR 2	SECTOR 3	LAP TIME	MPH	DIFF	TIME OF DAY		
1 -		19.470	142.1	13.678	136.3	52.976	86.09	4.107	15:28:21.631
2 -	16.322	19.228	142.1	13.605	135.5	49.155	92.79	0.286	15:29:10.786
3 -	16.450	19.221	142.1	13.551	136.6	49.222	92.66	0.353	15:30:00.008
4 -	16.337	19.161	141.8	13.574	135.0	49.072	92.94	0.203	15:30:49.080
5 -	16.274	19.148	141.5	13.529	135.5	48.951	93.17	0.082	15:31:38.031
6 -	16.364	19.131	140.9	13.498	135.0	48.993	93.09	0.124	15:32:27.024
7 -	16.292	19.228	140.6	13.536	133.6	49.056	92.97	0.187	15:33:16.080
8 -	16.302	19.210	140.3	13.565	134.4	49.077	92.93	0.208	15:34:05.157
9 -	16.341	19.179	139.8	13.544	134.7	49.064	92.96	0.195	15:34:54.221
10 -	16.252	19.194	140.6	13.584	134.2	49.030	93.02	0.161	15:35:43.251
11 -	16.253	19.231	139.8	13.486	133.9	48.970	93.14	0.101	15:36:32.221
12 -	16.221	19.160	139.8	13.535	134.7	48.916 (2)	93.24	0.047	15:37:21.137
13 -	16.252	19.301	139.5	13.525	135.0	49.078	92.93	0.209	15:38:10.215
14 -	16.287	19.287	140.9	13.617	134.7	49.191	92.72	0.322	15:38:59.406
15 -	16.234	19.151	139.8	13.484	134.4	48.869 (1)	93.33		15:39:48.275
16 -	16.276	19.197	140.3	13.460	134.7	48.933 (3)	93.21	0.064	15:40:37.208

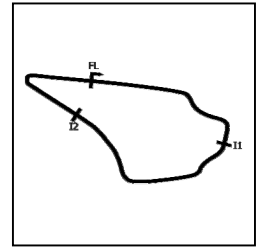
P8	54	Franco BOURNE	Honda - Marvel HCL Motorsport			
IDEAL LAP TIME : 48.468		BEST LAP TIME : 48.745		DIFFERENCE : 0.277		

LAP	SECTOR 1	SECTOR 2	SECTOR 3	LAP TIME	MPH	DIFF	TIME OF DAY		
1 -		19.696	143.7	13.811	137.2	53.469	85.30	4.724	15:28:22.124
2 -	16.347	19.322	142.7	13.646	135.8	49.315	92.48	0.570	15:29:11.439
3 -	16.334	18.879	143.3	13.631	137.2	48.844 (2)	93.38	0.099	15:30:00.283
4 -	16.242	19.085	143.3	13.688	137.2	49.015	93.05	0.270	15:30:49.298
5 -	16.299	19.152	142.4	13.533	136.1	48.984	93.11	0.239	15:31:38.282
6 -	16.357	19.191	143.3	13.400	137.2	48.948 (3)	93.18	0.203	15:32:27.230
7 -	16.477	19.097	141.5	13.439	136.9	49.013	93.05	0.268	15:33:16.243
8 -	16.416	19.024	144.0	13.641	136.6	49.081	92.93	0.336	15:34:05.324
9 -	16.430	19.224	142.4	13.417	137.5	49.071	92.94	0.326	15:34:54.395
10 -	16.325	19.060	143.7	13.647	136.3	49.032	93.02	0.287	15:35:43.427
11 -	16.331	19.158	142.7	13.592	135.8	49.081	92.93	0.336	15:36:32.508
12 -	16.266	19.113	141.8	13.620	134.7	48.999	93.08	0.254	15:37:21.507
13 -	16.239	19.169	142.4	13.619	136.9	49.027	93.03	0.282	15:38:10.534
14 -	16.236	19.319	143.7	13.573	136.9	49.128	92.84	0.383	15:38:59.662
15 -	16.403	19.354	140.9	13.479	134.7	49.236	92.63	0.491	15:39:48.898
16 -	16.189	19.081	141.2	13.475	136.6	48.745 (1)	93.57		15:40:37.643

P9	55	Ash BEECH	Honda - Jones Dorling Racing			
IDEAL LAP TIME : 48.732		BEST LAP TIME : 48.804		DIFFERENCE : 0.072		

LAP	SECTOR 1	SECTOR 2	SECTOR 3	LAP TIME	MPH	DIFF	TIME OF DAY		
1 -		19.802	141.8	13.878	136.1	53.787	84.79	4.983	15:28:22.442
2 -	16.523	19.270	143.3	13.609	137.2	49.402	92.32	0.598	15:29:11.844
3 -	16.488	19.108	142.7	13.589	135.0	49.185	92.73	0.381	15:30:01.029
4 -	16.327	19.149	142.1	13.598	136.6	49.074	92.94	0.270	15:30:50.103
5 -	16.302	19.283	139.8	13.674	134.7	49.259	92.59	0.455	15:31:39.362
6 -	16.151	19.325	141.2	13.573	134.4	49.049	92.99	0.245	15:32:28.411
7 -	16.166	19.129	141.2	13.526	135.2	48.821 (2)	93.42	0.017	15:33:17.232
8 -	16.170	19.125	141.8	13.529	135.0	48.824 (3)	93.41	0.020	15:34:06.056
9 -	16.300	19.236	140.9	13.535	133.9	49.071	92.94	0.267	15:34:55.127
10 -	16.267	19.092	141.5	13.589	134.2	48.948	93.18	0.144	15:35:44.075
11 -	16.242	19.151	142.1	13.637	133.4	49.030	93.02	0.226	15:36:33.105
12 -	16.206	19.055	140.9	13.543	134.4	48.804 (1)	93.45		15:37:21.909
13 -	16.246	19.114	142.7	13.546	135.0	48.906	93.26	0.102	15:38:10.815
14 -	16.262	19.339	141.2	13.606	135.2	49.207	92.69	0.403	15:39:00.022
15 -	16.345	19.353	141.2	13.558	135.0	49.256	92.60	0.452	15:39:49.278
16 -	16.238	19.177	138.6	13.597	134.2	49.012	93.06	0.208	15:40:38.290

RACE 1 - SECTOR ANALYSIS



SECTOR 1 = FL to I1, SECTOR 2 = I1 to I2, SECTOR 3 = I2 to FL, DIFF = Difference To Personal Best Lap, P = Crossed Finish Line in Pit Lane, D = Time Disallowed

P10	12	Luke HEDGER	Kawasaki - MAD Racing						
IDEAL LAP TIME : 48.762		BEST LAP TIME : 48.852		DIFFERENCE : 0.090					

LAP	SECTOR 1	SECTOR 2	SECTOR 3	LAP TIME	MPH	DIFF	TIME OF DAY		
1 -		19.995	137.7	13.981	135.8	54.224	84.11	5.372	15:28:22.879
2 -	16.577	19.336	141.8	13.669	136.1	49.582	91.99	0.730	15:29:12.461
3 -	16.350	19.231	142.1	13.506	137.5	49.087	92.91	0.235	15:30:01.548
4 -	16.360	19.214	142.4	13.524	136.9	49.098	92.89	0.246	15:30:50.646
5 -	16.327	19.080	143.7	13.698	136.1	49.105	92.88	0.253	15:31:39.751
6 -	16.511	19.334	140.3	13.625	136.6	49.470	92.19	0.618	15:32:29.221
7 -	16.301	19.160	139.8	13.445	137.2	48.906	93.26	0.054	15:33:18.127
8 -	16.304	19.062	141.8	13.486	136.6	48.852 (1)	93.36		15:34:06.979
9 -	16.287	19.154	140.6	13.511	136.9	48.952	93.17	0.100	15:34:55.931
10 -	16.264	19.156	141.8	13.448	136.1	48.868	(2) 93.33	0.016	15:35:44.799
11 -	16.345	19.105	140.1	13.445	136.6	48.895	(3) 93.28	0.043	15:36:33.694
12 -	16.358	19.090	141.2	13.577	135.8	49.025	93.03	0.173	15:37:22.719
13 -	16.316	19.185	142.7	13.577	136.6	49.078	92.93	0.226	15:38:11.797
14 -	16.376	19.183	142.1	13.474	136.3	49.033	93.02	0.181	15:39:00.830
15 -	16.539	19.211	142.4	13.583	136.3	49.333	92.45	0.481	15:39:50.163
16 -	16.255	19.107	141.2	13.574	136.9	48.936	93.20	0.084	15:40:39.099

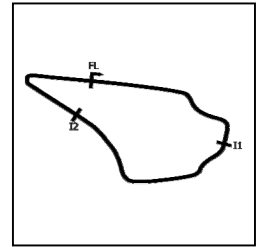
P11	40	Joe FRANCIS	Kawasaki - STAUFF Fluid Power / GR Motosport						
IDEAL LAP TIME : 48.743		BEST LAP TIME : 48.919		DIFFERENCE : 0.176					

LAP	SECTOR 1	SECTOR 2	SECTOR 3	LAP TIME	MPH	DIFF	TIME OF DAY		
1 -		19.734	143.0	13.908	135.5	53.358	85.48	4.439	15:28:22.013
2 -	16.688	19.389	141.8	13.644	137.2	49.721	91.73	0.802	15:29:11.734
3 -	16.404	19.117	142.7	13.568	135.8	49.089	92.91	0.170	15:30:00.823
4 -	16.376	19.182	143.0	13.519	136.1	49.077	92.93	0.158	15:30:49.900
5 -	16.319	19.548	140.9	13.720	136.6	49.587	91.98	0.668	15:31:39.487
6 -	16.515	19.678	139.5	13.794	135.0	49.987	91.24	1.068	15:32:29.474
7 -	16.481	19.287	141.5	13.554	135.0	49.322	92.47	0.403	15:33:18.796
8 -	16.341	19.199	141.2	13.466	135.8	49.006	(2) 93.07	0.087	15:34:07.802
9 -	16.330	19.296	142.1	13.554	135.2	49.180	92.74	0.261	15:34:56.982
10 -	16.296	19.324	141.2	13.513	135.2	49.133	92.83	0.214	15:35:46.115
11 -	16.315	19.365	141.2	13.554	134.4	49.234	92.64	0.315	15:36:35.349
12 -	16.369	19.346	140.6	13.511	134.7	49.226	92.65	0.307	15:37:24.575
13 -	16.438	19.339	141.5	13.515	134.7	49.292	92.53	0.373	15:38:13.867
14 -	16.292	19.236	140.6	13.391	135.0	48.919 (1)	93.23		15:39:02.786
15 -	16.392	19.250	142.4	13.382	135.0	49.024	(3) 93.03	0.105	15:39:51.810
16 -	16.244	19.250	141.5	13.541	135.2	49.035	93.01	0.116	15:40:40.845

P12	23	David ALLINGHAM	Honda - SMS Racing						
IDEAL LAP TIME : 48.838		BEST LAP TIME : 48.883		DIFFERENCE : 0.045					

LAP	SECTOR 1	SECTOR 2	SECTOR 3	LAP TIME	MPH	DIFF	TIME OF DAY		
1 -		19.929	136.6	14.042	135.2	54.363	83.90	5.480	15:28:23.018
2 -	16.600	19.340	144.9	14.843	135.2	50.783	89.81	1.900	15:29:13.801
3 -	16.539	19.268	144.0	13.714	138.3	49.521	92.10	0.638	15:30:03.322
4 -	16.416	19.319	144.3	13.678	137.7	49.413	92.30	0.530	15:30:52.735
5 -	16.453	19.245	143.3	13.716	138.0	49.414	92.30	0.531	15:31:42.149
6 -	16.499	19.202	144.3	13.787	137.2	49.488	92.16	0.605	15:32:31.637
7 -	16.578	19.241	141.5	13.802	136.6	49.621	91.91	0.738	15:33:21.258
8 -	16.299	19.137	144.9	13.607	136.3	49.043	93.00	0.160	15:34:10.301
9 -	16.325	19.214	143.0	13.546	137.7	49.085	92.92	0.202	15:34:59.386
10 -	16.256	19.230	143.0	13.533	136.9	49.019	(3) 93.04	0.136	15:35:48.405
11 -	16.300	19.123	144.3	13.566	136.1	48.989	(2) 93.10	0.106	15:36:37.394
12 -	16.320	19.251	143.7	13.579	135.8	49.150	92.79	0.267	15:37:26.544
13 -	16.330	19.217	144.0	13.571	136.6	49.118	92.86	0.235	15:38:15.662
14 -	16.232	19.095	144.3	13.556	136.3	48.883 (1)	93.30		15:39:04.545
15 -	16.293	19.204	143.0	13.601	135.5	49.098	92.89	0.215	15:39:53.643
16 -	16.255	19.330	142.7	13.511	136.6	49.096	92.90	0.213	15:40:42.739

RACE 1 - SECTOR ANALYSIS



SECTOR 1 = FL to I1, SECTOR 2 = I1 to I2, SECTOR 3 = I2 to FL, DIFF = Difference To Personal Best Lap, P = Crossed Finish Line in Pit Lane, D = Time Disallowed

P13 18	Shaun WINFIELD			Honda - TAG Racing		
IDEAL LAP TIME : 49.169	BEST LAP TIME : 49.251		DIFFERENCE : 0.082			

LAP	SECTOR 1	SECTOR 2	SECTOR 3	LAP TIME	MPH	DIFF	TIME OF DAY
1 -		19.928 142.7	14.094 137.2	54.634	83.48	5.383	15:28:23.289
2 -	16.687	19.316 143.0	13.676 135.8	49.679	91.81	0.428	15:29:12.968
3 -	16.511	19.284 142.4	13.767 135.5	49.562	92.02	0.311	15:30:02.530
4 -	16.561	19.208 143.0	13.806 135.2	49.575	92.00	0.324	15:30:52.105
5 -	16.634	19.278 141.8	13.654 135.5	49.566	92.02	0.315	15:31:41.671
6 -	16.729	19.378 142.4	13.613 135.0	49.720	91.73	0.469	15:32:31.391
7 -	16.610	19.338 140.6	14.161 134.7	50.109	91.02	0.858	15:33:21.500
8 -	16.594	19.204 143.0	13.736 135.8	49.534 (3)	92.08	0.283	15:34:11.034
9 -	16.452	19.189 141.5	13.610 136.1	49.251 (1)	92.60		15:35:00.285
10 -	16.436	19.427 140.9	13.544 135.0	49.407 (2)	92.31	0.156	15:35:49.692
11 -	16.571	19.351 141.5	13.693 134.7	49.615	91.93	0.364	15:36:39.307
12 -	16.568	19.517 140.6	13.755 134.4	49.840	91.51	0.589	15:37:29.147
13 -	16.695	19.492 141.2	13.713 134.2	49.900	91.40	0.649	15:38:19.047
14 -	16.700	19.628 140.6	13.735 135.0	50.063	91.10	0.812	15:39:09.110
15 -	16.828	19.654 140.1	13.782 135.2	50.264	90.74	1.013	15:39:59.374
16 -	16.769	19.551 140.1	13.868 134.2	50.188	90.88	0.937	15:40:49.562

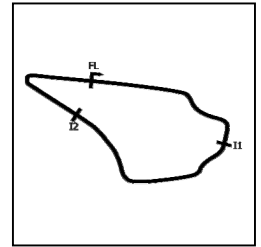
P14 51	Brayden ELLIOTT			Kawasaki - DAO Racing		
IDEAL LAP TIME : 49.290	BEST LAP TIME : 49.391		DIFFERENCE : 0.101			

LAP	SECTOR 1	SECTOR 2	SECTOR 3	LAP TIME	MPH	DIFF	TIME OF DAY
1 -		20.101 139.5	14.110 135.0	55.046	82.85	5.655	15:28:23.701
2 -	16.798	19.502 140.6	13.949 135.0	50.249	90.77	0.858	15:29:13.950
3 -	16.686	19.431 140.9	13.893 134.7	50.010	91.20	0.619	15:30:03.960
4 -	16.435	19.423 140.3	13.856 134.4	49.714	91.74	0.323	15:30:53.674
5 -	16.518	19.364 141.2	13.844 133.6	49.726	91.72	0.335	15:31:43.400
6 -	16.480	19.333 140.6	13.828 134.4	49.641	91.88	0.250	15:32:33.041
7 -	16.345	19.299 140.3	13.891 133.9	49.535 (3)	92.07	0.144	15:33:22.576
8 -	16.421	19.428 136.9	13.828 134.7	49.677	91.81	0.286	15:34:12.253
9 -	16.420	19.405 140.9	13.868 135.0	49.693	91.78	0.302	15:35:01.946
10 -	16.481	19.525 140.9	13.911 134.7	49.917	91.37	0.526	15:35:51.863
11 -	16.646	19.424 141.8	13.677 133.1	49.747	91.68	0.356	15:36:41.610
12 -	16.409	19.422 138.9	13.844 133.1	49.675	91.81	0.284	15:37:31.285
13 -	16.346	19.292 140.1	13.753 134.4	49.391 (1)	92.34		15:38:20.676
14 -	16.332	19.299 140.1	13.763 134.4	49.394 (2)	92.34	0.003	15:39:10.070
15 -	16.321	19.425 141.2	13.874 134.7	49.620	91.92	0.229	15:39:59.690
16 -	16.608	19.485 141.8	13.955 134.4	50.048	91.13	0.657	15:40:49.738

P15 77	Brent HARRAN			Honda - Optimum Bikes Racing Ltd		
IDEAL LAP TIME : 49.139	BEST LAP TIME : 49.181		DIFFERENCE : 0.042			

LAP	SECTOR 1	SECTOR 2	SECTOR 3	LAP TIME	MPH	DIFF	TIME OF DAY
1 -		20.090 138.3	14.123 137.5	55.183	82.65	6.002	15:28:23.838
2 -	16.888	19.482 140.3	13.925 138.0	50.295	90.68	1.114	15:29:14.133
3 -	16.676	19.433 141.5	14.300 134.7	50.409	90.48	1.228	15:30:04.542
4 -	16.615	19.365 142.4	13.678 137.5	49.658	91.85	0.477	15:30:54.200
5 -	16.699	19.489 140.3	13.689 135.5	49.877	91.44	0.696	15:31:44.077
6 -	16.693	19.487 140.1	13.725 135.2	49.905	91.39	0.724	15:32:33.982
7 -	16.283	19.290 140.3	13.626 136.1	49.199 (2)	92.70	0.018	15:33:23.181
8 -	16.331	19.693 137.5	13.792 135.5	49.816	91.55	0.635	15:34:12.997
9 -	16.386	19.259 142.7	13.800 133.1	49.445 (3)	92.24	0.264	15:35:02.442
10 -	16.331	19.434 142.7	13.834 134.7	49.599	91.95	0.418	15:35:52.041
11 -	16.719	19.454 142.4	13.761 135.5	49.934	91.34	0.753	15:36:41.975
12 -	16.582	19.402 141.5	13.750 135.2	49.734	91.71	0.553	15:37:31.709
13 -	16.483	19.309 142.4	13.721 136.9	49.513	92.11	0.332	15:38:21.222
14 -	16.325	19.249 142.7	13.607 136.1	49.181 (1)	92.74		15:39:10.403
15 -	16.289	19.409 141.5	13.823 136.6	49.521	92.10	0.340	15:39:59.924
16 -	16.558	19.473 140.6	13.864 135.5	49.895	91.41	0.714	15:40:49.819

RACE 1 - SECTOR ANALYSIS



SECTOR 1 = FL to I1, SECTOR 2 = I1 to I2, SECTOR 3 = I2 to FL, DIFF = Difference To Personal Best Lap, P = Crossed Finish Line in Pit Lane, D = Time Disallowed

P16	11	Simon REID	Honda - C&L Fairburn Properties Jackson Racing			
IDEAL LAP TIME : 49.319		BEST LAP TIME : 49.503		DIFFERENCE : 0.184		

LAP	SECTOR 1	SECTOR 2	SECTOR 3	LAP TIME	MPH	DIFF	TIME OF DAY			
1 -		19.952	144.9	14.212	135.5	54.901	83.07	5.398	15:28:23.556	
2 -	16.742	19.429	142.7	13.702	135.8	49.873	91.45	0.370	15:29:13.429	
3 -	16.536	19.346	141.2	13.621	135.0	49.503 (1)	92.13		15:30:02.932	
4 -	16.517	19.362	141.5	13.785	133.6	49.664	91.83	0.161	15:30:52.596	
5 -	16.825	19.365	142.7	13.795	133.4	49.985	91.24	0.482	15:31:42.581	
6 -	16.478	19.373	141.2	13.751	134.7	49.602	(3)	91.95	0.099	15:32:32.183
7 -	16.482	19.259	140.3	13.804	133.4	49.545	(2)	92.06	0.042	15:33:21.728
8 -	16.712	19.495	140.1	13.819	133.4	50.026	91.17	0.523	15:34:11.754	
9 -	16.533	19.608	140.1	13.816	132.6	49.957	91.30	0.454	15:35:01.711	
10 -	16.475	19.626	138.6	13.876	132.6	49.977	91.26	0.474	15:35:51.688	
11 -	16.623	19.594	137.7	13.833	132.3	50.050	91.13	0.547	15:36:41.738	
12 -	16.622	19.497	141.8	13.672	133.9	49.791	91.60	0.288	15:37:31.529	
13 -	16.439	19.444	141.2	14.352	129.8	50.235	90.79	0.732	15:38:21.764	
14 -	16.780	19.532	139.2	13.995	131.3	50.307	90.66	0.804	15:39:12.071	
15 -	16.675	19.545	139.8	14.017	131.5	50.237	90.79	0.734	15:40:02.308	
16 -	16.653	19.794	137.2	13.989	130.5	50.436	90.43	0.933	15:40:52.744	

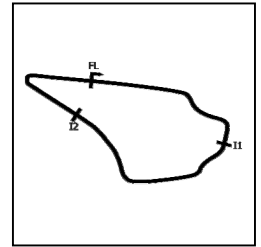
P17	99	Ben LUXTON	Honda - Ben Luxton Racing			
IDEAL LAP TIME : 49.423		BEST LAP TIME : 49.597		DIFFERENCE : 0.174		

LAP	SECTOR 1	SECTOR 2	SECTOR 3	LAP TIME	MPH	DIFF	TIME OF DAY			
1 -		20.264	140.1	14.238	137.7	55.540	82.12	5.943	15:28:24.195	
2 -	16.809	19.590	143.7	14.170	136.6	50.569	90.19	0.972	15:29:14.764	
3 -	16.718	19.550	142.4	13.781	137.7	50.049	91.13	0.452	15:30:04.813	
4 -	16.663	19.437	144.6	13.731	137.2	49.831	91.53	0.234	15:30:54.644	
5 -	16.598	19.571	143.3	13.673	137.5	49.842	91.51	0.245	15:31:44.486	
6 -	16.641	19.544	143.3	13.640	137.2	49.825	91.54	0.228	15:32:34.311	
7 -	16.726	19.439	144.9	13.734	133.9	49.899	91.40	0.302	15:33:24.210	
8 -	16.735	19.643	143.7	13.728	135.5	50.106	91.02	0.509	15:34:14.316	
9 -	16.718	19.806	138.9	13.802	131.0	50.326	90.63	0.729	15:35:04.642	
10 -	16.719	19.469	143.7	13.543	138.0	49.731	91.71	0.134	15:35:54.373	
11 -	16.488	19.512	143.0	13.666	136.3	49.666	(2)	91.83	0.069	15:36:44.039
12 -	16.662	19.434	144.3	13.501	137.2	49.597 (1)	91.96		15:37:33.636	
13 -	16.503	19.515	143.0	13.704	136.9	49.722	(3)	91.73	0.125	15:38:23.358
14 -	16.563	19.609	143.3	13.642	137.2	49.814	91.56	0.217	15:39:13.172	
15 -	16.587	19.555	143.0	13.660	137.5	49.802	91.58	0.205	15:40:02.974	
16 -	16.620	19.471	143.3	13.828	136.9	49.919	91.37	0.322	15:40:52.893	

P18	96	Kieran SMITH	Honda - Corkie Racing			
IDEAL LAP TIME : 49.745		BEST LAP TIME : 49.882		DIFFERENCE : 0.137		

LAP	SECTOR 1	SECTOR 2	SECTOR 3	LAP TIME	MPH	DIFF	TIME OF DAY			
1 -		20.586	140.9	14.194	137.7	56.145	81.23	6.263	15:28:24.800	
2 -	16.805	19.645	143.0	13.772	136.3	50.222	90.81	0.340	15:29:15.022	
3 -	16.804	19.606	141.8	13.925	135.2	50.335	90.61	0.453	15:30:05.357	
4 -	16.755	19.664	142.1	13.997	135.8	50.416	90.46	0.534	15:30:55.773	
5 -	16.608	19.637	141.8	13.802	132.6	50.047	91.13	0.165	15:31:45.820	
6 -	16.597	19.533	141.8	13.828	133.4	49.958	(2)	91.29	0.076	15:32:35.778
7 -	16.794	19.774	140.3	14.161	131.5	50.729	89.91	0.847	15:33:26.507	
8 -	16.704	19.693	140.9	13.957	134.2	50.354	90.58	0.472	15:34:16.861	
9 -	16.528	19.680	140.1	13.916	133.6	50.124	90.99	0.242	15:35:06.985	
10 -	16.626	19.649	139.2	14.106	132.6	50.381	90.53	0.499	15:35:57.366	
11 -	16.709	19.605	140.9	13.756	135.0	50.070	91.09	0.188	15:36:47.436	
12 -	16.491	19.670	142.1	13.721	132.6	49.882 (1)	91.43		15:37:37.318	
13 -	16.815	19.826	141.8	13.790	135.2	50.431	90.44	0.549	15:38:27.749	
14 -	16.585	19.642	140.1	13.747	130.8	49.974	(3)	91.26	0.092	15:39:17.723
15 -	16.789	19.576	140.1	13.778	132.3	50.143	90.96	0.261	15:40:07.866	
16 -	16.574	19.921	136.9	13.994	131.5	50.489	90.33	0.607	15:40:58.355	

RACE 1 - SECTOR ANALYSIS



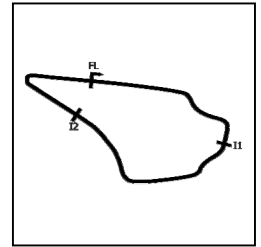
SECTOR 1 = FL to I1, SECTOR 2 = I1 to I2, SECTOR 3 = I2 to FL, DIFF = Difference To Personal Best Lap, P = Crossed Finish Line in Pit Lane, D = Time Disallowed

P19 59		Matt TRUELOVE				Honda - TAG Racing			
IDEAL LAP TIME : 49.689		BEST LAP TIME : 49.700		DIFFERENCE : 0.011					
LAP	SECTOR 1	SECTOR 2		SECTOR 3		LAP TIME	MPH	DIFF	TIME OF DAY
1 -		20.471	139.5	14.097	134.7	55.727	81.84	6.027	15:28:24.382
2 -	16.883	19.542	141.5	13.808	134.4	50.233	90.79	0.533	15:29:14.615
3 -	16.569	19.477	141.5	13.805	134.4	49.851 (3)	91.49	0.151	15:30:04.466
4 -	16.554	19.448	140.9	13.698	133.9	49.700 (1)	91.77		15:30:54.166
5 -	16.574	19.634	140.3	13.725	133.6	49.933	91.34	0.233	15:31:44.099
6 -	16.543	19.600	139.5	13.699	133.6	49.842 (2)	91.51	0.142	15:32:33.941
7 -	16.785	19.613	139.8	13.802	133.9	50.200	90.85	0.500	15:33:24.141
8 -	16.636	19.660	138.3	13.770	133.4	50.066	91.10	0.366	15:34:14.207
9 -	16.644	19.957	136.9	14.108	130.5	50.709	89.94	1.009	15:35:04.916
10 -	16.954	19.862	137.2	13.919	131.3	50.735	89.90	1.035	15:35:55.651
11 -	16.815	19.983	137.2	13.892	131.0	50.690	89.98	0.990	15:36:46.341
12 -	16.846	19.915	136.9	13.969	130.5	50.730	89.90	1.030	15:37:37.071
13 -	16.823	19.912	138.0	13.825	131.3	50.560	90.21	0.860	15:38:27.631
14 -	17.070	20.029	138.3	13.846	132.3	50.945	89.53	1.245	15:39:18.576
15 -	16.731	19.901	137.7	13.852	132.3	50.484	90.34	0.784	15:40:09.060
16 -	16.711	19.870	138.3	13.844	132.3	50.425	90.45	0.725	15:40:59.485

P20 26		Joe MOORE				Suzuki - Clearline Racing			
IDEAL LAP TIME : 50.038		BEST LAP TIME : 50.146		DIFFERENCE : 0.108					
LAP	SECTOR 1	SECTOR 2		SECTOR 3		LAP TIME	MPH	DIFF	TIME OF DAY
1 -		20.598	138.6	13.913	133.1	56.031	81.40	5.885	15:28:24.686
2 -	17.174	19.714	140.1	13.792	132.8	50.680	89.99	0.534	15:29:15.366
3 -	16.736	19.723	139.8	13.891	131.3	50.350	90.58	0.204	15:30:05.716
4 -	16.690	19.713	140.1	13.833	133.6	50.236	90.79	0.090	15:30:55.952
5 -	16.613	19.767	139.5	13.852	131.5	50.232 (3)	90.80	0.086	15:31:46.184
6 -	16.583	19.731	139.5	13.832	130.8	50.146 (1)	90.95		15:32:36.330
7 -	16.630	19.739	139.2	13.928	128.0	50.297	90.68	0.151	15:33:26.627
8 -	16.976	19.900	139.8	13.996	131.0	50.872	89.65	0.726	15:34:17.499
9 -	16.748	19.663	139.8	13.811	131.0	50.222 (2)	90.81	0.076	15:35:07.721
10 -	16.784	19.828	137.7	13.881	130.5	50.493	90.33	0.347	15:35:58.214
11 -	16.705	19.814	138.3	13.834	130.5	50.353	90.58	0.207	15:36:48.567
12 -	16.810	19.727	138.6	13.904	130.0	50.441	90.42	0.295	15:37:39.008
13 -	16.723	19.854	138.3	13.873	131.3	50.450	90.40	0.304	15:38:29.458
14 -	16.826	19.764	138.6	13.947	131.0	50.537	90.25	0.391	15:39:19.995
15 -	16.659	19.864	137.5	14.046	128.8	50.569	90.19	0.423	15:40:10.564
16 -	16.743	19.740	138.6	13.880	129.3	50.363	90.56	0.217	15:41:00.927

P21 17		Matty WHELAN				Suzuki - Milestone by ATS Racing			
IDEAL LAP TIME : 49.911		BEST LAP TIME : 50.143		DIFFERENCE : 0.232					
LAP	SECTOR 1	SECTOR 2		SECTOR 3		LAP TIME	MPH	DIFF	TIME OF DAY
1 -		20.687	137.2	14.066	132.8	56.409	80.85	6.266	15:28:25.064
2 -	17.079	19.710	140.6	13.857	130.5	50.646	90.05	0.503	15:29:15.710
3 -	16.772	19.689	138.9	13.730	131.5	50.191 (3)	90.87	0.048	15:30:05.901
4 -	16.844	19.889	138.6	13.855	130.0	50.588	90.16	0.445	15:30:56.489
5 -	16.845	19.634	139.2	13.816	132.1	50.295	90.68	0.152	15:31:46.784
6 -	16.771	19.613	139.8	13.759	130.3	50.143 (1)	90.96		15:32:36.927
7 -	16.835	19.738	138.9	13.690	131.8	50.263	90.74	0.120	15:33:27.190
8 -	16.737	19.806	139.5	13.921	131.0	50.464	90.38	0.321	15:34:17.654
9 -	16.737	20.009	137.7	13.918	126.8	50.664	90.02	0.521	15:35:08.318
10 -	16.875	19.711	136.3	13.759	131.8	50.345	90.59	0.202	15:35:58.663
11 -	16.623	19.757	138.3	13.777	131.0	50.157 (2)	90.93	0.014	15:36:48.820
12 -	16.752	19.921	138.6	13.675	129.3	50.348	90.59	0.205	15:37:39.168
13 -	16.922	19.839	139.5	13.893	131.3	50.654	90.04	0.511	15:38:29.822
14 -	16.877	19.828	138.9	14.133	130.8	50.838	89.71	0.695	15:39:20.660
15 -	16.759	19.793	137.7	13.736	131.3	50.288	90.69	0.145	15:40:10.948
16 -	16.641	19.898	138.3	13.759	131.3	50.298	90.68	0.155	15:41:01.246

RACE 1 - SECTOR ANALYSIS



SECTOR 1 = FL to I1, SECTOR 2 = I1 to I2, SECTOR 3 = I2 to FL, DIFF = Difference To Personal Best Lap, P = Crossed Finish Line in Pit Lane, D = Time Disallowed

P22 57		Richard WHITE		BMW - Trackdudes powered by Hilltop Motorcycles					
IDEAL LAP TIME : 50.955		BEST LAP TIME : 51.197		DIFFERENCE : 0.242					
LAP	SECTOR 1	SECTOR 2		SECTOR 3		LAP TIME	MPH	DIFF	TIME OF DAY
1 -		21.069	134.7	14.213	135.5	57.503	79.31	6.306	15:28:26.158
2 -	17.187	20.397	131.5	13.993	132.8	51.577	88.43	0.380	15:29:17.735
3 -	17.173	20.225	134.7	14.061	133.6	51.459	88.63	0.262	15:30:09.194
4 -	17.176	20.103	139.2	14.045	135.8	51.324 (2)	88.86	0.127	15:31:00.518
5 -	16.893	20.164	140.1	14.140	132.1	51.197 (1)	89.08		15:31:51.715
6 -	16.962	20.321	138.3	14.109	132.3	51.392 (3)	88.75	0.195	15:32:43.107
7 -	17.060	20.556	138.0	14.345	130.8	51.961	87.77	0.764	15:33:35.068
8 -	17.080	20.069	138.6	14.266	132.3	51.415	88.71	0.218	15:34:26.483
9 -	17.189	20.330	139.8	14.124	133.6	51.643	88.32	0.446	15:35:18.126
10 -	17.269	20.128	139.8	14.170	133.9	51.567	88.45	0.370	15:36:09.693
11 -	17.082	20.715	134.2	14.473	131.3	52.270	87.26	1.073	15:37:01.963
12 -	17.202	20.082	139.2	14.214	133.1	51.498	88.56	0.301	15:37:53.461
13 -	17.123	20.410	137.2	15.795	91.4	53.328	85.52	2.131	15:38:46.789
14 -	35.997	36.028	83.8	21.615	31.7	1:33.640	48.70	42.443	15:40:20.429

P23 25		Jorel BOERBOOM		Kawasaki - G&S Racing					
IDEAL LAP TIME : 50.466		BEST LAP TIME : 50.570		DIFFERENCE : 0.104					
LAP	SECTOR 1	SECTOR 2		SECTOR 3		LAP TIME	MPH	DIFF	TIME OF DAY
1 -		20.595	138.6	14.261	130.5	57.242	79.68	6.672	15:28:25.897
2 -	17.056	19.809	138.9	13.916	130.3	50.781	89.81	0.211	15:29:16.678
3 -	16.979	19.671	139.5	14.154	129.8	50.804	89.77	0.234	15:30:07.482
4 -	17.111	19.830	139.5	14.069	130.5	51.010	89.41	0.440	15:30:58.492
5 -	16.912	19.714	139.2	13.944	131.3	50.570 (1)	90.19		15:31:49.062
6 -	16.879	19.837	139.5	13.998	130.3	50.714 (2)	89.93	0.144	15:32:39.776
7 -	16.904	19.832	138.9	13.999	131.0	50.735 (3)	89.90	0.165	15:33:30.511
8 -	16.980	19.957	139.2	14.158	131.0	51.095	89.26	0.525	15:34:21.606
9 -	16.884	19.885	139.2	14.052	130.3	50.821	89.74	0.251	15:35:12.427
10 -	16.982	19.735	139.2	14.216	126.6	50.933	89.55	0.363	15:36:03.360
11 -	16.960	19.989	138.9	14.104	129.8	51.053	89.34	0.483	15:36:54.413
12 -	17.179	19.976	138.6	14.136	128.8	51.291	88.92	0.721	15:37:45.704
13 -	17.054	19.934	139.5	14.076	130.0	51.064	89.32	0.494	15:38:36.768
14 -	16.977	19.967	139.2	14.063	129.8	51.007	89.42	0.437	15:39:27.775
15 -	16.927	19.853	138.9	14.121	129.3	50.901	89.60	0.331	15:40:18.676

P24 13		Lewis PATERSON		Suzuki - LP Factory Racing					
IDEAL LAP TIME :		BEST LAP TIME :		DIFFERENCE :					
LAP	SECTOR 1	SECTOR 2		SECTOR 3		LAP TIME	MPH	DIFF	TIME OF DAY
1 -		20.557	139.5	21.000	32.4	1:03.548	71.77		15:28:32.203

MCRCB BULLETIN TK174**2023 Bennetts British Superbike Championship - Round 4****2023 Pirelli National Superstock with Santander Consumer Finance****RACE 1 - BEST SECTORS**

SECTOR 1			SECTOR 2			SECTOR 3			IDEAL / BEST COMPARISON						
POS	NO	NAME	TIME	NO	NAME	TIME	NO	NAME	TIME	POS	NO	NAME	IDEAL	BEST	DIFF
													PERFECT LAP	47.966	
1	4	LINFOOT	15.944	4	LINFOOT	18.816	34	SEELEY	13.206	1	4	LINFOOT	48.021	48.092	0.071
2	75	OLSEN	15.975	5	KERR	18.860	5	KERR	13.228	2	5	KERR	48.141	48.207	0.066
3	5	KERR	16.053	8	ROLLO	18.872	8	ROLLO	13.246	3	8	ROLLO	48.236	48.380	0.144
4	8	ROLLO	16.118	54	BOURNE	18.879	4	LINFOOT	13.261	4	75	OLSEN	48.297	48.412	0.115
5	34	SEELEY	16.123	19	TALBOT	18.964	75	OLSEN	13.355	5	34	SEELEY	48.344	48.509	0.165
6	55	BEECH	16.151	75	OLSEN	18.967	19	TALBOT	13.367	6	54	BOURNE	48.468	48.745	0.277
7	19	TALBOT	16.174	34	SEELEY	19.015	40	FRANCIS	13.382	7	19	TALBOT	48.505	48.620	0.115
8	54	BOURNE	16.189	55	BEECH	19.055	54	BOURNE	13.400	8	55	BEECH	48.732	48.804	0.072
9	3	McCONNELL	16.221	12	HEDGER	19.062	12	HEDGER	13.445	9	40	FRANCIS	48.743	48.919	0.176
10	23	ALLINGHAM	16.232	23	ALLINGHAM	19.095	3	McCONNELL	13.460	10	12	HEDGER	48.762	48.852	0.090
11	40	FRANCIS	16.244	40	FRANCIS	19.117	99	LUXTON	13.501	11	3	McCONNELL	48.812	48.869	0.057
12	12	HEDGER	16.255	3	McCONNELL	19.131	23	ALLINGHAM	13.511	12	23	ALLINGHAM	48.838	48.883	0.045
13	77	HARRAN	16.283	18	WINFIELD	19.189	55	BEECH	13.526	13	77	HARRAN	49.139	49.181	0.042
14	51	ELLIOTT	16.321	77	HARRAN	19.249	18	WINFIELD	13.544	14	18	WINFIELD	49.169	49.251	0.082
15	18	WINFIELD	16.436	11	REID	19.259	77	HARRAN	13.607	15	51	ELLIOTT	49.290	49.391	0.101
16	11	REID	16.439	51	ELLIOTT	19.292	11	REID	13.621	16	11	REID	49.319	49.503	0.184
17	99	LUXTON	16.488	99	LUXTON	19.434	17	WHELAN	13.675	17	99	LUXTON	49.423	49.597	0.174
18	96	SMITH	16.491	59	TRUELOVE	19.448	51	ELLIOTT	13.677	18	59	TRUELOVE	49.689	49.700	0.011
19	59	TRUELOVE	16.543	96	SMITH	19.533	59	TRUELOVE	13.698	19	96	SMITH	49.745	49.882	0.137
20	26	MOORE	16.583	17	WHELAN	19.613	96	SMITH	13.721	20	17	WHELAN	49.911	50.143	0.232
21	17	WHELAN	16.623	26	MOORE	19.663	26	MOORE	13.792	21	26	MOORE	50.038	50.146	0.108
22	25	BOERBOOM	16.879	25	BOERBOOM	19.671	25	BOERBOOM	13.916	22	25	BOERBOOM	50.466	50.570	0.104
23	57	WHITE	16.893	57	WHITE	20.069	57	WHITE	13.993	23	57	WHITE	50.955	51.197	0.242
24				13	PATERSON	20.557	13	PATERSON	21.000	24	13	PATERSON			

MCRCB BULLETIN TK175**2023 Bennetts British Superbike Championship - Round 4****2023 Pirelli National Superstock with Santander Consumer Finance****RACE 1 - BEST SPEEDS**

POS	INTERMEDIATE 1			INTERMEDIATE 2			FINISH LINE		
	NO	NAME	MPH	NO	NAME	MPH	NO	NAME	MPH
1				34	SEELEY	148.4	34	SEELEY	143.0
2				8	ROLLO	146.8	5	KERR	138.6
3				23	ALLINGHAM	144.9	4	LINFOOT	138.3
4				11	REID	144.9	19	TALBOT	138.3
5				99	LUXTON	144.9	23	ALLINGHAM	138.3
6				4	LINFOOT	144.6	75	OLSEN	138.0
7				75	OLSEN	144.6	8	ROLLO	138.0
8				19	TALBOT	144.0	77	HARRAN	138.0
9				54	BOURNE	144.0	99	LUXTON	138.0
10				12	HEDGER	143.7	96	SMITH	137.7
11				55	BEECH	143.3	54	BOURNE	137.5
12				40	FRANCIS	143.0	12	HEDGER	137.5
13				18	WINFIELD	143.0	55	BEECH	137.2
14				96	SMITH	143.0	40	FRANCIS	137.2
15				5	KERR	142.7	18	WINFIELD	137.2
16				77	HARRAN	142.7	3	McCONNELL	136.6
17				3	McCONNELL	142.1	11	REID	135.8
18				51	ELLIOTT	141.8	57	WHITE	135.8
19				59	TRUELOVE	141.5	51	ELLIOTT	135.0
20				17	WHELAN	140.6	59	TRUELOVE	134.7
21				26	MOORE	140.1	26	MOORE	133.6
22				57	WHITE	140.1	17	WHELAN	132.8
23				25	BOERBOOM	139.5	25	BOERBOOM	131.3
24				13	PATERSON	139.5	13	PATERSON	32.4
25									

MCRCB BULLETIN TK176**2023 Bennetts British Superbike Championship - Round 4****2023 Pirelli National Superstock with Santander Consumer Finance****RACE 1 - FASTEST LAP CLASSIFICATION**

POS	RACE POS	NO	NAME	NAT	ENTRY	BEST	ON
1	1	4	Dan LINFOOT	GBR	Honda - Optimum Bikes Racing Ltd	48.092	6
2	2	5	Richard KERR	IRL	Honda - AMD Motorsport	48.207	7
3	4	8	Lewis ROLLO	GBR	Aprilia - IN Competition / Aprilia	48.380	7
4	3	75	Alex OLSEN	GBR	Honda - Cumins by Team IWR Honda	48.412	4
5	5	34	Alastair SEELEY	GBR	BMW - SYNETIQ BMW Motorrad	48.509	14
6	6	19	Joe TALBOT	GBR	Honda - JR Performance Racing	48.620	6
7	8	54	Franco BOURNE	GBR	Honda - Marvel HCL Motorsport	48.745	16
8	9	55	Ash BEECH	GBR	Honda - Jones Dorling Racing	48.804	12
9	10	12	Luke HEDGER	GBR	Kawasaki - MAD Racing	48.852	8
10	7	3	Billy McCONNELL	AUS	Honda - C&L Fairburn Properties Jackson Racing	48.869	15
11	12	23	David ALLINGHAM	GBR	Honda - SMS Racing	48.883	14
12	11	40	Joe FRANCIS	GBR	Kawasaki - STAUFF Fluid Power / GR Motosport	48.919	14
13	15	77	Brent HARRAN	ZAF	Honda - Optimum Bikes Racing Ltd	49.181	14
14	13	18	Shaun WINFIELD	GBR	Honda - TAG Racing	49.251	9
15	14	51	Brayden ELLIOTT	AUS	Kawasaki - DAO Racing	49.391	13
16	16	11	Simon REID	GBR	Honda - C&L Fairburn Properties Jackson Racing	49.503	3
17	17	99	Ben LUXTON	GBR	Honda - Ben Luxton Racing	49.597	12
18	19	59	Matt TRUELOVE	GBR	Honda - TAG Racing	49.700	4
19	18	96	Kieran SMITH	GBR	Honda - Corkie Racing	49.882	12
20	21	17	Matty WHELAN	GBR	Suzuki - Milestone by ATS Racing	50.143	6
21	20	26	Joe MOORE	GBR	Suzuki - Clearline Racing	50.146	6
22	23	25	Jorel BOERBOOM	NLD	Kawasaki - G&S Racing	50.570	5
23	22	57	Richard WHITE	GBR	BMW - Trackdudes powered by Hilltop Motorcycles	51.197	5

MCRCB BULLETIN TK177

2023 Bennetts British Superbike Championship - Round 4

2023 Pirelli National Superstock with Santander Consumer Finance

RACE 1 - STATISTICS

Competitors Started	24
Planned Start	2023-06-17 @ 15:25:00.000
Actual Start	2023-06-17 @ 15:27:28.654
Finish Time	2023-06-17 @ 15:40:20.428
Track Length	1.2669mi.
Total Laps	366
Total Distance Covered	463.7131mi.

Session Fastest Lap History

NO	NAME	LAP TIME	TIME OF DAY	LAP	VEHICLE
5	Richard KERR	48.731	15:29:08.682	2	Honda
4	Dan LINFOOT	48.663	15:29:08.822	2	Honda
4	Dan LINFOOT	48.542	15:29:57.364	3	Honda
75	Alex OLSEN	48.540	15:29:58.576	3	Honda
4	Dan LINFOOT	48.398	15:30:45.762	4	Honda
4	Dan LINFOOT	48.155	15:31:33.917	5	Honda
4	Dan LINFOOT	48.092	15:32:22.010	6	Honda

Session Leader History

NO	NAME	FROM LAP	LAPS LED	DISTANCE	VEHICLE
5	Richard KERR	1	2	2.53 miles	Honda
4	Dan LINFOOT	3	14	17.73 miles	Honda

Flag History

TYPE	TIME OF DAY
GREEN	15:27:28.654
FINISH	15:40:20.428

Flag Statistics

TYPE	COUNT	TOTAL LAPS	TOTAL TIME
Green	1	16	15:10.925
Red	0	0	0.000
Safety Car	0	0	0.000
FCY	0	0	0.000

MCRCB BULLETIN TK178

2023 Bennetts British Superbike Championship - Round 4

2023 Pirelli National Superstock with Santander Consumer Finance

RACE 1 - SESSION NOTES

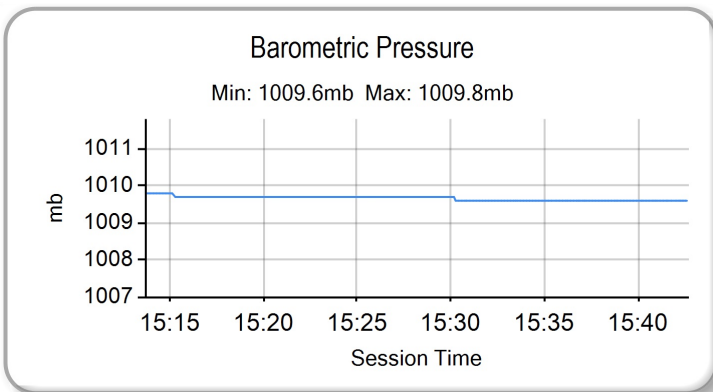
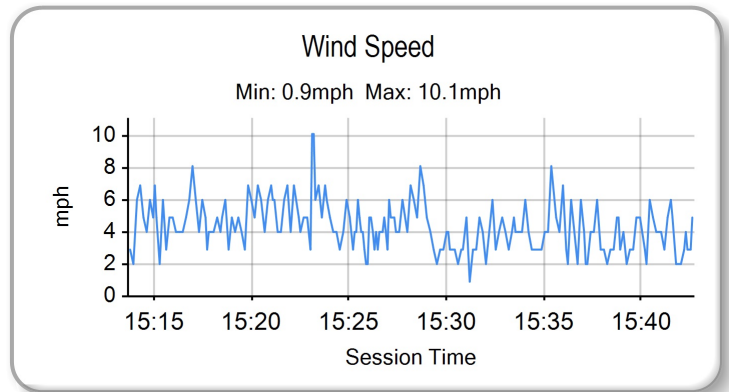
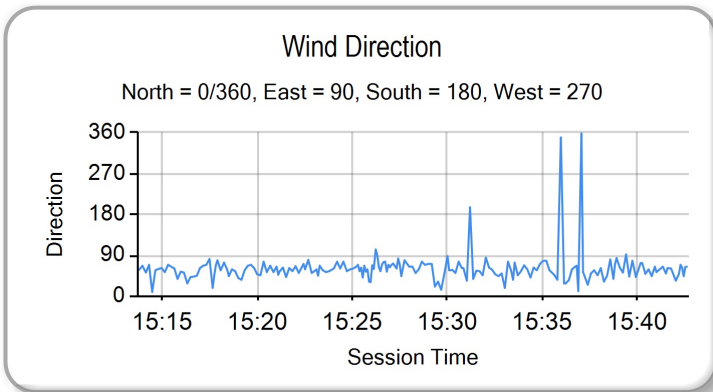
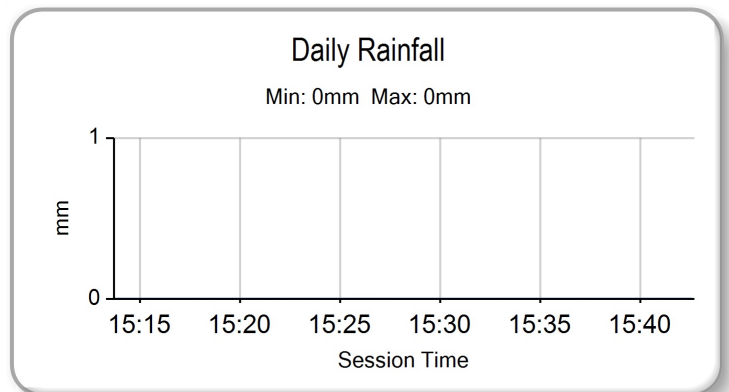
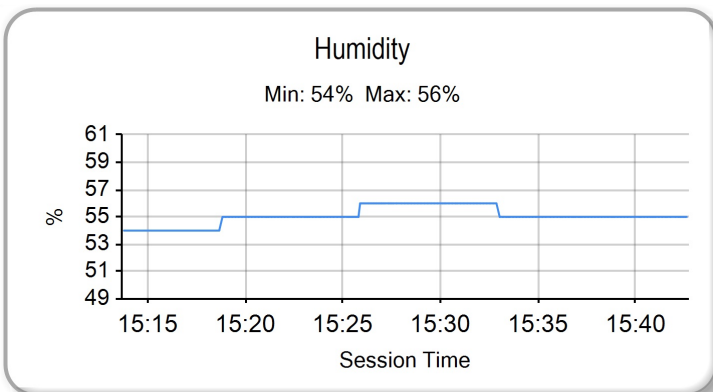
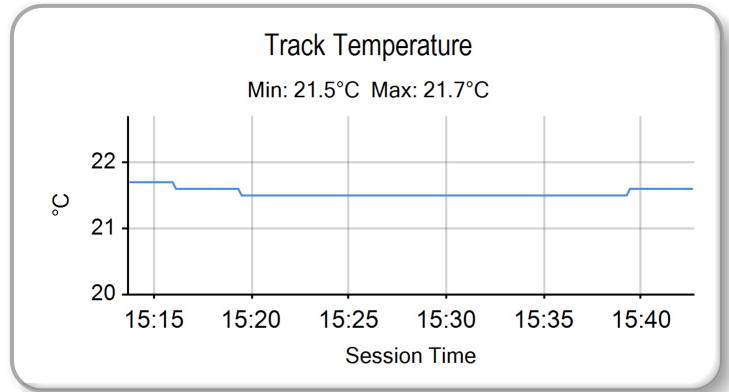
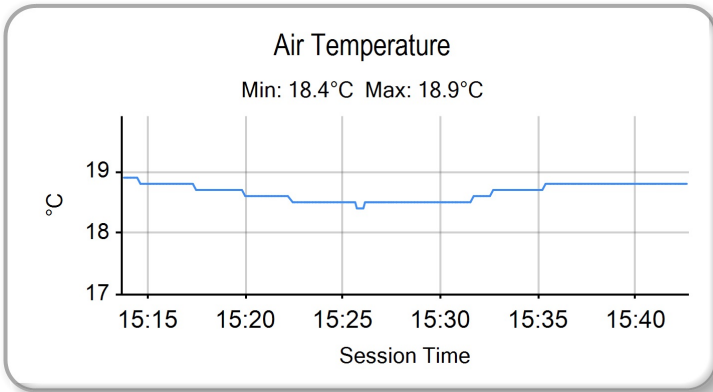
TIME	MESSAGE
15:15:03	PITLANE OPEN
15:20:09	PITLANE CLOSED
15:20:15	5 MINUTES TO WARM UP LAPS
15:22:05	3 MINUTES TO WARM UP LAPS
15:24:04	1 MINUTE TO WARM UP LAPS
15:24:32	30 SECONDS TO WARM UP LAPS
15:24:49	GREEN FLAG - 2 WARM UP LAPS
15:26:42	RACE START
15:27:12	NO.45 ENTERED PITS
15:28:04	NO JUMP STARTS
15:28:37	NO.13 ENTERED PITS
15:29:30	NO.13 RETIRED
15:38:54	TWO THIRDS DISTANCE COMPLETED
15:40:28	NO.57 ENTERED PITS
15:41:18	RESULT
15:41:33	NO.25 FALLER AT TURN 5 - RIDER TO MEDICAL CENTRE
15:41:55	RESULT
15:42:03	RED FLAG

MCRCB BULLETIN TK179

2023 Bennetts British Superbike Championship - Round 4

2023 Pirelli National Superstock with Santander Consumer Finance

RACE 1 - WEATHER CONDITIONS



2023 Pirelli National Superstock Championship with Santander Finance
RIDERS POINTS AFTER ROUND 5



		TOTAL	GAP	DIFF	1	2	3	4	5	6	7	8	9	10	11	12	13	14	15	16	17	18	Wins	Seconds	Thirds	
					7th - 9th April	Silverstone National	29th April - 1st May Oulton Park International	19th - 21st May Donington Park GP	16th - 18th June Knockhill	7th - 9th July Snetterton 300	21st - 23rd July Brands Hatch GP	10 11th - 13th August Thruxton	26th - 28th August Cadwell Park	13 15th - 17th September Oulton Park International	15 29th Sept - 1st October Donington Park National	17 13th - 15th October Brands Hatch GP										
1	Dan LINFOOT (Honda)	112			18	22	25	22	25														2	2	0	
2	Richard KERR (Honda)	101	11		16	16	22	25	22															1	2	0
3	Joe TALBOT (Honda)	82	30	19	14	18	18	18	14															0	0	0
4	Alex OLSEN (Honda)	79	33	3	25	20		14	20															1	0	2
5	Franco BOURNE (Honda)	77	35	2	22	25	20		10															1	1	1
6	Alistair SEELEY (BMW)	56	56	21	6	14		20	16															0	0	1
7	Lewis ROLLO (Aprilia)	56	56	0	10		12	16	18															0	0	0
8	David ALLINGHAM (Honda)	37	75	19	5	8	10	10	4															0	0	0
9	Joe FRANCIS (Kawasaki)	33	79	4	12	12		4	5															0	0	0
10	Billy McCONNELL (Honda)	32	80	1	20				12															0	0	1
11	Luke HEDGER (Kawasaki)	27	85	5			16	5	6															0	0	0
12	Ben LUXTON (Honda)	24	88	3	8	10	6																	0	0	0
13	Joe SHELDON-SHAW (Suzuki)	22	90	2	3	5	14																	0	0	0
14	Ashley BEECH (Honda)	21	91	1	2	3	5	3	8															0	0	0
15	Brayden ELLIOTT (Kawasaki)	14	98	7		4		8	2															0	0	0
17	Brent HARRAN (Honda)	13	99	1				12	1															0	0	0
18	Shaun WINFIELD (Honda)	13	99	0			8	2	3															0	0	0
16	Matt TRUELOVE (Honda)	13	99	0	4	6	3																	0	0	0
19	Scott SWANN (Yamaha)	6	106	7				6																0	0	0
20	Conor CUMMINS (Honda)	4	108	2			4																	0	0	0
21	Kade VERWEY (BMW)	3	109	1	1	2																		0	0	0
22	Max SYMONDS (Yamaha)	2	110	1			2																	0	0	0
23	Sam COX (BMW)	1	111	1		1																		0	0	0
24	Nathan HARRISON (Honda)	1	111	0			1																	0	0	0
25	Simon REID (Honda)	1	111	0				1																0	0	0



ROW 9	26	80	Callum BEY	25	45	Scott SWANN						
ROW 8	24	13	Lewis PATERSON	51.197	23	57	Richard WHITE	50.570	22	25	Jorel BOERBOOM	
ROW 7	21	26	Joe MOORE	50.146	20	17	Matty WHELAN	50.143	19	96	Kieran SMITH	49.882
ROW 6	18	59	Matt TRUELOVE	49.700	17	99	Ben LUXTON	49.597	16	11	Simon REID	49.503
ROW 5	15	51	Brayden ELLIOTT	49.391	14	18	Shaun WINFIELD	49.251	13	77	Brent HARRAN	49.181
ROW 4	12	40	Joe FRANCIS	48.919	11	23	David ALLINGHAM	48.883	10	3	Billy McCONNELL	48.869
ROW 3	9	12	Luke HEDGER	48.852	8	55	Ash BEECH	48.804	7	54	Franco BOURNE	48.745
ROW 2	6	19	Joe TALBOT	48.620	5	34	Alastair SEELEY	48.509	4	75	Alex OLSEN	48.412
ROW 1	3	8	Lewis ROLLO	48.380	2	5	Richard KERR	48.207	1	4	Dan LINFOOT	48.092
												Pole

Knockhill: 1.2669 miles

These results are provisional until the conclusion of any judicial and technical matters.

Race Director : Stuart Higgs <i>S. Higgs</i> <small>Digitally Approved at 15:59 Saturday, 17 June 2023</small>	Stewards :	Timekeeper : Richard Evans <i>R. EVANS</i> <small>Digitally Approved at 15:57 Saturday, 17 June 2023</small>
----------------------------------------------------------------------------------------------------------------------	------------	--------------------------------------------------------------------------------------------------------------------

Results can be found at www.britishsuperbike.com

Printed - 15:54 Saturday, 17 June 2023



WARM UP - CLASSIFICATION

POS	NO	NAME	NAT	ENTRY	TIME	ON	LAPS	GAP	DIFF	MPH
1	75	Alex OLSEN	GBR	Honda - Cumins by Team IWR Honda	48.723	6	11			93.61
2	5	Richard KERR	IRL	Honda - AMD Motorsport	48.811	6	11	0.088	0.088	93.44
3	19	Joe TALBOT	GBR	Honda - JR Performance Racing	48.892	11	11	0.169	0.081	93.28
4	8	Lewis ROLLO	GBR	Aprilia - IN Competition / Aprilia	48.899	6	12	0.176	0.007	93.27
5	3	Billy McCONNELL	AUS	Honda - C&L Fairburn Properties Jackson Racing	48.911	12	12	0.188	0.012	93.25
6	54	Franco BOURNE	GBR	Honda - Marvel HCL Motorsport	49.014	5	10	0.291	0.103	93.05
7	34	Alastair SEELEY	GBR	BMW - SYNETIQ BMW Motorrad	49.057	9	12	0.334	0.043	92.97
8	77	Brent HARRAN	ZAF	Honda - Optimum Bikes Racing Ltd	49.070	9	12	0.347	0.013	92.95
9	55	Ash BEECH	GBR	Honda - Jones Dorling Racing	49.113	10	11	0.390	0.043	92.86
10	45	Scott SWANN	GBR	Yamaha - Swann Racing	49.158	10	12	0.435	0.045	92.78
11	40	Joe FRANCIS	GBR	Kawasaki - STAUFF Fluid Power / GR Motosport	49.219	10	10	0.496	0.061	92.66
12	51	Brayden ELLIOTT	AUS	Kawasaki - DAO Racing	49.278	11	12	0.555	0.059	92.55
13	12	Luke HEDGER	GBR	Kawasaki - MAD Racing	49.281	12	12	0.558	0.003	92.55
14	23	David ALLINGHAM	GBR	Honda - SMS Racing	49.292	11	12	0.569	0.011	92.53
15	4	Dan LINFOOT	GBR	Honda - Optimum Bikes Racing Ltd	49.382	6	6	0.659	0.090	92.36
16	99	Ben LUXTON	GBR	Honda - Ben Luxton Racing	49.622	10	12	0.899	0.240	91.91
17	18	Shaun WINFIELD	GBR	Honda - TAG Racing	49.684	9	12	0.961	0.062	91.80
18	11	Simon REID	GBR	Honda - C&L Fairburn Properties Jackson Racing	49.786	7	10	1.063	0.102	91.61
19	59	Matt TRUELOVE	GBR	Honda - TAG Racing	49.797	11	11	1.074	0.011	91.59
20	17	Matty WHELAN	GBR	Suzuki - Milestone by ATS Racing	50.032	12	12	1.309	0.235	91.16
21	26	Joe MOORE	GBR	Suzuki - Clearline Racing	50.249	8	10	1.526	0.217	90.77
22	13	Lewis PATERSON	GBR	Suzuki - LP Factory Racing	50.457	9	12	1.734	0.208	90.39
23	96	Kieran SMITH	GBR	Honda - Corkie Racing	50.500	7	12	1.777	0.043	90.31
24	80	Callum BEY	GBR	Suzuki - FilterLogic by EightZero Racing	50.528	4	11	1.805	0.028	90.26
25	57	Richard WHITE	GBR	BMW - Trackdudes powered by Hilltop Motorcycles	51.480	6	12	2.757	0.952	88.59

#80 - Lap 6, 7 & 8 times cancelled - Exceeded Track Limits at Pit Exit

Weather / Track : Bright / Dry

These results are provisional until the conclusion of any judicial and technical matters.

Knockhill: 1.2669 miles

Date: 18/06/2023 Start: 09:20 Finish: 09:30

Race Director : Stuart Higgs

Stewards :

Timekeeper : Richard Evans

S. Higgs

R. EVANS

Digitally Approved at 09:41 Sunday, 18 June 2023

Digitally Approved at 09:37 Sunday, 18 June 2023

Results can be found at www.britishsuperbike.com

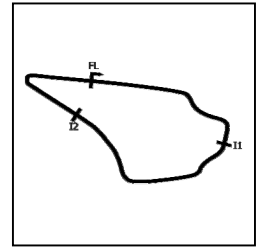
Printed - 09:32 Sunday, 18 June 2023

MCRCB BULLETIN TK251

2023 Bennetts British Superbike Championship - Round 4

2023 Pirelli National Superstock with Santander Consumer Finance

WARM UP - SECTOR ANALYSIS



SECTOR 1 = FL to I1, SECTOR 2 = I1 to I2, SECTOR 3 = I2 to FL, DIFF = Difference To Personal Best Lap, P = Crossed Finish Line in Pit Lane, D = Time Disallowed

P1 75 Alex OLSEN		Honda - Cumins by Team IWR Honda					
IDEAL LAP TIME : 48.707		BEST LAP TIME : 48.723		DIFFERENCE : 0.016			
LAP	SECTOR 1	SECTOR 2	SECTOR 3	LAP TIME	MPH	DIFF	TIME OF DAY
1 -	OUTLAP	21.027	140.1	13.947	135.0		09:21:57.303
2 -	17.002	19.436	140.1	13.712	133.4	50.150	09:22:47.453
3 -	16.332	19.341	139.8	13.648	136.6	90.94	09:23:36.774
4 -	16.209	19.178	143.3	13.859	135.5	92.47	09:24:26.020
5 -	16.280	19.066	141.8	13.717	135.0	49.246	09:25:15.083
6 -	16.170	19.022	141.8	13.531	134.4	49.063	09:26:03.806
7 -	17.764	20.494	141.2	13.709	135.0	92.96	09:26:55.773
8 -	16.201	19.006	141.5	13.607	135.0	87.76	09:27:44.587
9 -	17.528	29.233	72.8	15.214	130.0	93.43	09:28:46.562
10 -	17.214	19.486	142.1	13.680	137.2	1:01.975	09:29:36.942
11 -	16.211	19.120	143.0	13.726	135.5	50.380	09:30:25.999
						49.057 (3)	

P2 5 Richard KERR		Honda - AMD Motorsport					
IDEAL LAP TIME : 48.690		BEST LAP TIME : 48.811		DIFFERENCE : 0.121			
LAP	SECTOR 1	SECTOR 2	SECTOR 3	LAP TIME	MPH	DIFF	TIME OF DAY
1 -	OUTLAP	22.654	119.6	15.250	135.2		09:21:38.100
2 -	17.008	22.090	113.7	14.479	135.0	53.577	09:22:31.677
3 -	16.367	19.272	142.4	13.603	136.6	85.13	09:23:20.919
4 -	17.006	21.938	113.3	16.875	132.6	92.62	09:24:16.738
5 -	16.884	23.100	114.9	14.562	135.5	81.71	09:25:11.284
6 -	16.117	19.124	141.5	13.570	136.3	54.546	09:26:00.095
7 -	16.187	19.637	139.8	16.014	49.4	83.61	09:26:51.933
8 -	OUTLAP	19.688	139.8	13.674	135.0	51.838	09:28:22.489
9 -	16.399	19.143	141.5	13.477	136.3	87.98	09:28:49.933
10 -	16.277	19.096	141.2	13.719	135.5	1:30.556	09:29:11.508
11 -	16.321	19.124	140.9	13.538	135.2	49.019 (3)	09:30:00.600
						92.90	09:30:49.583
						48.983 (2)	

P3 19 Joe TALBOT		Honda - JR Performance Racing					
IDEAL LAP TIME : 48.779		BEST LAP TIME : 48.892		DIFFERENCE : 0.113			
LAP	SECTOR 1	SECTOR 2	SECTOR 3	LAP TIME	MPH	DIFF	TIME OF DAY
1 -	OUTLAP	20.188	138.6	13.990	132.3		09:21:25.958
2 -	16.725	19.598	139.8	13.569	132.8	49.892	09:22:15.850
3 -	16.507	19.319	141.8	13.460	133.9	91.41	09:23:05.136
4 -	16.409	24.249	78.8	15.467	129.8	92.54	09:24:01.261
5 -	16.975	20.478	124.7	14.590	132.8	81.26	09:24:53.304
6 -	16.421	19.178	140.9	13.551	135.5	52.043	09:25:42.454
7 -	16.363	19.241	141.2	13.389	136.1	49.150	09:26:31.447
8 -	17.081	23.709	80.6	20.361	37.3	93.09	09:27:32.598
9 -	OUTLAP	22.634	141.5	13.660	135.0	1:01.151	09:28:40.069
10 -	16.325	19.251	142.7	13.523	136.1	1:07.471	09:29:29.168
11 -	16.212	19.228	141.5	13.452	136.3	49.099 (3)	09:30:18.060
						92.89	
						48.892 (1)	

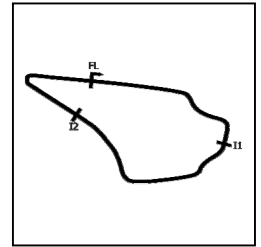
P4 8 Lewis ROLLO		Aprilia - IN Competition / Aprilia					
IDEAL LAP TIME : 48.803		BEST LAP TIME : 48.899		DIFFERENCE : 0.096			
LAP	SECTOR 1	SECTOR 2	SECTOR 3	LAP TIME	MPH	DIFF	TIME OF DAY
1 -	OUTLAP	20.993	127.5	14.518	131.3		09:21:37.489
2 -	17.291	20.808	143.0	13.746	132.8	51.845	09:22:29.334
3 -	16.699	19.449	143.7	13.929	129.8	87.97	09:23:19.411
4 -	16.618	19.282	143.3	13.565	133.1	91.08	09:24:08.876
5 -	16.411	19.119	143.7	13.503	134.4	92.20	09:24:57.909
6 -	16.377	19.063	145.2	13.459	135.2	49.033	09:25:46.808
7 -	16.342	19.119	144.3	13.523	135.0	93.02	09:26:35.792
8 -	16.609	20.511	141.8	13.531	134.7	48.984 (3)	09:27:26.443
9 -	16.428	19.281	143.7	13.614	132.3	50.651	09:28:15.766
10 -	16.471	19.325	143.7	13.570	136.3	90.04	09:29:05.132
11 -	16.298	19.208	144.6	13.442	135.5	49.323	09:29:54.080
12 -	17.428	20.829	133.1	19.441	29.2	49.366	09:30:51.778
						93.18	
						48.948 (2)	
						79.05	

MCRCB BULLETIN TK251

2023 Bennetts British Superbike Championship - Round 4

2023 Pirelli National Superstock with Santander Consumer Finance

WARM UP - SECTOR ANALYSIS



SECTOR 1 = FL to I1, SECTOR 2 = I1 to I2, SECTOR 3 = I2 to FL, DIFF = Difference To Personal Best Lap, P = Crossed Finish Line in Pit Lane, D = Time Disallowed

P5 3		Billy McCONNELL				Honda - C&L Fairburn Properties Jackson Racing			
IDEAL LAP TIME : 48.890		BEST LAP TIME : 48.911		DIFFERENCE : 0.021					
LAP	SECTOR 1	SECTOR 2		SECTOR 3		LAP TIME	MPH	DIFF	TIME OF DAY
1 -	OUTLAP	20.203	133.6	13.911	131.8				09:21:12.031
2 -	16.579	19.397	139.8	13.464	135.2	49.440	92.25	0.529	09:22:01.471
3 -	17.707	22.899	127.8	13.988	132.1	54.594	83.54	5.683	09:22:56.065
4 -	16.402	19.306	140.3	13.523	135.0	49.231	92.64	0.320	09:23:45.296
5 -	16.324	19.264	140.3	13.526	135.0	49.114	92.86	0.203	09:24:34.410
6 -	16.434	19.372	135.8	13.687	133.9	49.493	92.15	0.582	09:25:23.903
7 -	16.419	19.299	140.9	13.495	134.7	49.213	92.68	0.302	09:26:13.116
8 -	16.302	19.198	144.0	13.556	134.2	49.056 (2)	92.97	0.145	09:27:02.172
9 -	16.343	19.318	140.6	13.563	134.2	49.224	92.66	0.313	09:27:51.396
10 -	16.510	28.521	69.0	15.268	134.4	1:00.299	75.64	11.388	09:28:51.695
11 -	16.326	19.174	140.9	13.605	135.2	49.105 (3)	92.88	0.194	09:29:40.800
12 -	16.322	19.175	140.6	13.414	133.9	48.911 (1)	93.25		09:30:29.711

P6 54		Franco BOURNE				Honda - Marvel HCL Motorsport			
IDEAL LAP TIME : 48.749		BEST LAP TIME : 49.014		DIFFERENCE : 0.265					
LAP	SECTOR 1	SECTOR 2		SECTOR 3		LAP TIME	MPH	DIFF	TIME OF DAY
1 -	OUTLAP	19.888	144.0	14.159	136.6				09:20:57.204
2 -	16.764	19.481	143.3	13.909	136.3	50.154	90.94	1.140	09:21:47.358
3 -	16.476	19.362	145.5	13.819	136.1	49.657	91.85	0.643	09:22:37.015
4 -	16.592	19.455	144.6	13.609	136.9	49.656	91.85	0.642	09:23:26.671
5 -	16.513	19.070	142.1	13.431	135.8	49.014 (1)	93.05		09:24:15.685
6 -	16.248	19.332	144.6	13.578	135.5	49.158 (2)	92.78	0.144	09:25:04.843
7 -	16.345	19.242	141.8	13.752	134.7	49.339 (3)	92.44	0.325	09:25:54.182
8 -	18.983	20.626	127.0	20.939	34.6	1:00.548	75.33	11.534	09:26:54.730
9 -	OUTLAP	19.462	142.1	13.877	134.7	2:03.012	37.07	1:13.998	09:28:57.742
10 -	16.455	19.533	133.6	19.193	40.0	55.181	82.65	6.167	09:29:52.923

P7 34		Alastair SEELEY				BMW - SYNETIQ BMW Motorrad			
IDEAL LAP TIME : 48.916		BEST LAP TIME : 49.057		DIFFERENCE : 0.141					
LAP	SECTOR 1	SECTOR 2		SECTOR 3		LAP TIME	MPH	DIFF	TIME OF DAY
1 -	OUTLAP	20.981	136.9	14.224	139.5				09:21:03.575
2 -	17.160	19.735	140.9	13.617	140.9	50.512	90.29	1.455	09:21:54.087
3 -	16.539	19.304	144.0	13.538	140.6	49.381	92.36	0.324	09:22:43.468
4 -	16.694	19.587	142.4	13.559	140.3	49.840	91.51	0.783	09:23:33.308
5 -	16.417	19.369	142.7	13.501	140.1	49.287	92.54	0.230	09:24:22.595
6 -	16.296	19.366	141.2	13.791	140.6	49.453	92.23	0.396	09:25:12.048
7 -	16.318	19.285	141.5	13.525	141.5	49.128 (2)	92.84	0.071	09:26:01.176
8 -	16.432	19.416	142.4	13.538	143.0	49.386	92.35	0.329	09:26:50.562
9 -	16.332	19.352	142.1	13.373	142.1	49.057 (1)	92.97		09:27:39.619
10 -	16.639	21.212	132.6	13.784	141.2	51.635	88.33	2.578	09:28:31.254
11 -	16.284	19.517	139.8	13.493	140.6	49.294	92.52	0.237	09:29:20.548
12 -	16.258	19.403	141.2	13.543	139.5	49.204 (3)	92.69	0.147	09:30:09.752

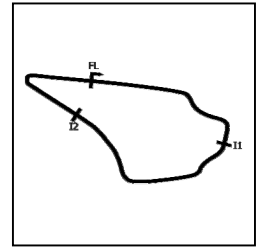
P8 77		Brent HARRAN				Honda - Optimum Bikes Racing Ltd			
IDEAL LAP TIME : 49.009		BEST LAP TIME : 49.070		DIFFERENCE : 0.061					
LAP	SECTOR 1	SECTOR 2		SECTOR 3		LAP TIME	MPH	DIFF	TIME OF DAY
1 -	OUTLAP	20.108	140.1	14.108	135.5				09:20:56.881
2 -	16.776	19.455	141.8	13.878	135.5	50.109	91.02	1.039	09:21:46.990
3 -	16.606	19.458	141.8	14.053	134.2	50.117	91.00	1.047	09:22:37.107
4 -	16.800	19.412	143.0	13.803	137.7	50.015	91.19	0.945	09:23:27.122
5 -	16.632	19.557	144.0	14.500	133.9	50.689	89.98	1.619	09:24:17.811
6 -	16.550	19.370	143.0	14.106	133.4	50.026	91.17	0.956	09:25:07.837
7 -	16.406	19.447	140.3	13.726	137.5	49.579	91.99	0.509	09:25:57.416
8 -	16.746	19.513	141.2	13.730	133.4	49.989	91.24	0.919	09:26:47.405
9 -	16.239	19.193	141.2	13.638	136.1	49.070 (1)	92.95		09:27:36.475
10 -	16.250	19.204	141.5	13.677	136.6	49.131 (2)	92.83	0.061	09:28:25.606
11 -	16.313	19.243	143.0	13.577	136.6	49.133 (3)	92.83	0.063	09:29:14.739
12 -	16.245	19.422	141.2	13.639	136.3	49.306	92.50	0.236	09:30:04.045

MCRCB BULLETIN TK251

2023 Bennetts British Superbike Championship - Round 4

2023 Pirelli National Superstock with Santander Consumer Finance

WARM UP - SECTOR ANALYSIS



SECTOR 1 = FL to I1, SECTOR 2 = I1 to I2, SECTOR 3 = I2 to FL, DIFF = Difference To Personal Best Lap, P = Crossed Finish Line in Pit Lane, D = Time Disallowed

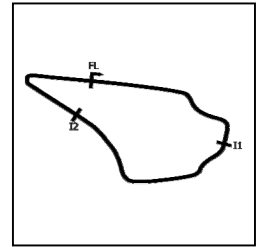
P9 55 Ash BEECH		Honda - Jones Dorling Racing							
IDEAL LAP TIME : 49.095		BEST LAP TIME : 49.113		DIFFERENCE : 0.018					
LAP	SECTOR 1	SECTOR 2		SECTOR 3		LAP TIME	MPH	DIFF	TIME OF DAY
1 -	OUTLAP	21.376	123.8	17.539	126.8				09:21:34.440
2 -	18.046	20.744	131.5	14.811	127.8	53.601	85.09	4.488	09:22:28.041
3 -	17.537	22.531	138.9	13.917	133.6	53.985	84.48	4.872	09:23:22.026
4 -	16.721	19.663	139.8	13.870	133.1	50.254	90.76	1.141	09:24:12.280
5 -	16.541	19.400	138.6	13.771	133.4	49.712	91.75	0.599	09:25:01.992
6 -	16.306	19.496	139.8	23.786	83.0	59.588	76.54	10.475	09:26:01.580
7 -	20.659	21.013	140.6	13.655	135.2	55.327	82.43	6.214	09:26:56.907
8 -	16.521	19.255	142.4	13.774	133.6	49.550 (3)	92.05	0.437	09:27:46.457
9 -	16.396	19.383	140.6	13.670	133.6	49.449 (2)	92.23	0.336	09:28:35.906
10 -	16.324	19.225	140.3	13.564	134.7	49.113 (1)	92.86		09:29:25.019
11 -	16.853	20.268	136.1	14.175	129.0	51.296	88.91	2.183	09:30:16.315

P10 45 Scott SWANN		Yamaha - Swann Racing							
IDEAL LAP TIME : 49.153		BEST LAP TIME : 49.158		DIFFERENCE : 0.005					
LAP	SECTOR 1	SECTOR 2		SECTOR 3		LAP TIME	MPH	DIFF	TIME OF DAY
1 -	OUTLAP	21.318	130.0	15.032	130.0				09:21:38.123
2 -	17.318	20.482	135.2	13.957	128.5	51.757	88.12	2.599	09:22:29.880
3 -	16.973	19.643	135.5	13.974	130.0	50.590	90.15	1.432	09:23:20.470
4 -	16.642	19.379	135.8	13.710	130.3	49.731	91.71	0.573	09:24:10.201
5 -	16.519	19.340	135.2	13.724	129.8	49.583	91.98	0.425	09:24:59.784
6 -	16.439	19.260	135.0	13.709	130.8	49.408 (3)	92.31	0.250	09:25:49.192
7 -	16.343	19.220	135.0	13.830	129.5	49.393 (2)	92.34	0.235	09:26:38.585
8 -	16.449	19.265	137.5	13.716	129.5	49.430	92.27	0.272	09:27:28.015
9 -	16.545	19.257	137.5	13.678	130.5	49.480	92.18	0.322	09:28:17.495
10 -	16.326	19.189	137.5	13.643	130.8	49.158 (1)	92.78		09:29:06.653
11 -	16.353	19.184	136.1	14.594	130.3	50.131	90.98	0.973	09:29:56.784
12 -	17.503	22.485	125.4	14.849	128.8	54.837	83.17	5.679	09:30:51.621

P11 40 Joe FRANCIS		Kawasaki - STAUFF Fluid Power / GR Motosport							
IDEAL LAP TIME : 49.219		BEST LAP TIME : 49.219		DIFFERENCE : 0.000					
LAP	SECTOR 1	SECTOR 2		SECTOR 3		LAP TIME	MPH	DIFF	TIME OF DAY
1 -	OUTLAP	20.796	139.8	14.001	131.8				09:21:28.161
2 -	16.573	19.480	140.1	13.543	132.8	49.596	91.96	0.377	09:22:17.757
3 -	16.491	19.375	141.5	13.545	133.4	49.411 (3)	92.30	0.192	09:23:07.168
4 -	16.791	20.650	139.2	13.632	133.6	51.073	89.30	1.854	09:23:58.241
5 -	16.443	19.501	140.9	13.634	132.6	49.578	91.99	0.359	09:24:47.819
6 -	16.429	19.364	141.2	13.524	133.9	49.317 (2)	92.48	0.098	09:25:37.136
7 -	17.025	20.839	129.5	16.566	46.7	54.430	83.79	5.211	09:26:31.566
8 -	OUTLAP	19.927	140.3	13.715	132.8	2:18.793	32.86	1:29.574	09:28:50.359
9 -	16.475	19.494	140.1	13.563	133.1	49.532	92.08	0.313	09:29:39.891
10 -	16.342	19.363	141.2	13.514	133.1	49.219 (1)	92.66		09:30:29.110

P12 51 Brayden ELLIOTT		Kawasaki - DAO Racing							
IDEAL LAP TIME : 49.202		BEST LAP TIME : 49.278		DIFFERENCE : 0.076					
LAP	SECTOR 1	SECTOR 2		SECTOR 3		LAP TIME	MPH	DIFF	TIME OF DAY
1 -	OUTLAP	19.883	138.3	14.190	131.8				09:20:55.864
2 -	16.627	19.510	138.9	13.969	132.6	50.106	91.02	0.828	09:21:45.970
3 -	17.012	19.640	138.6	14.105	133.4	50.757	89.86	1.479	09:22:36.727
4 -	16.710	19.477	140.3	14.006	135.5	50.193	90.87	0.915	09:23:26.920
5 -	16.715	19.572	140.6	13.888	133.9	50.175	90.90	0.897	09:24:17.095
6 -	16.764	19.764	139.5	14.311	132.1	50.839	89.71	1.561	09:25:07.934
7 -	17.061	21.836	128.3	14.024	132.8	52.921	86.18	3.643	09:26:00.855
8 -	16.355	19.252	140.1	13.926	133.1	49.533 (2)	92.08	0.255	09:26:50.388
9 -	16.675	19.421	140.3	13.753	134.4	49.849	91.49	0.571	09:27:40.237
10 -	16.426	19.320	140.6	13.855	132.3	49.601 (3)	91.95	0.323	09:28:29.838
11 -	16.344	19.190	141.5	13.744	132.8	49.278 (1)	92.55		09:29:19.116
12 -	16.268	19.406	137.7	14.060	131.0	49.734	91.71	0.456	09:30:08.850

WARM UP - SECTOR ANALYSIS



SECTOR 1 = FL to I1, SECTOR 2 = I1 to I2, SECTOR 3 = I2 to FL, DIFF = Difference To Personal Best Lap, P = Crossed Finish Line in Pit Lane, D = Time Disallowed

P13 12		Luke HEDGER		Kawasaki - MAD Racing					
IDEAL LAP TIME : 49.137		BEST LAP TIME : 49.281		DIFFERENCE : 0.144					
LAP	SECTOR 1	SECTOR 2		SECTOR 3		LAP TIME	MPH	DIFF	TIME OF DAY
1 -	OUTLAP	20.279	140.3	14.048	134.4				09:20:56.716
2 -	16.709	19.521	140.3	13.687	135.5	49.917	91.37	0.636	09:21:46.633
3 -	16.683	19.437	142.1	13.818	135.5	49.938	91.33	0.657	09:22:36.571
4 -	16.640	19.364	140.6	13.791	135.2	49.795	91.59	0.514	09:23:26.366
5 -	17.117	19.298	142.1	13.769	133.6	50.184	90.88	0.903	09:24:16.550
6 -	16.733	19.450	138.3	13.664	134.7	49.847	91.50	0.566	09:25:06.397
7 -	16.482	19.370	139.8	13.659	135.2	49.511	92.12	0.230	09:25:55.908
8 -	16.512	19.137	143.0	13.770	135.5	49.419 (3)	92.29	0.138	09:26:45.327
9 -	16.491	19.257	141.5	13.723	135.8	49.471	92.19	0.190	09:27:34.798
10 -	16.525	19.350	141.2	13.632	135.8	49.507	92.13	0.226	09:28:24.305
11 -	16.487	19.295	140.1	13.575	135.8	49.357 (2)	92.41	0.076	09:29:13.662
12 -	16.430	19.281	140.9	13.570	136.1	49.281 (1)	92.55		09:30:02.943

P14 23		David ALLINGHAM		Honda - SMS Racing					
IDEAL LAP TIME : 49.174		BEST LAP TIME : 49.292		DIFFERENCE : 0.118					
LAP	SECTOR 1	SECTOR 2		SECTOR 3		LAP TIME	MPH	DIFF	TIME OF DAY
1 -	OUTLAP	20.149	143.3	13.819	136.1				09:20:56.086
2 -	16.762	19.427	144.3	13.818	137.5	50.007	91.20	0.715	09:21:46.093
3 -	16.632	19.367	143.7	13.661	137.2	49.660	91.84	0.368	09:22:35.753
4 -	16.745	19.516	144.3	13.806	136.6	50.067	91.10	0.775	09:23:25.820
5 -	16.541	19.219	143.0	13.722	135.5	49.482	92.17	0.190	09:24:15.302
6 -	16.346	19.554	140.1	13.736	136.9	49.636	91.89	0.344	09:25:04.938
7 -	16.659	19.453	143.3	13.671	136.3	49.783	91.61	0.491	09:25:54.721
8 -	16.988	19.606	143.3	13.675	135.8	50.269	90.73	0.977	09:26:44.990
9 -	16.347	19.295	143.3	13.881	135.5	49.523	92.10	0.231	09:27:34.513
10 -	16.448	19.377	143.3	13.647	136.3	49.472 (3)	92.19	0.180	09:28:23.985
11 -	16.439	19.242	144.3	13.611	136.1	49.292 (1)	92.53		09:29:13.277
12 -	16.344	19.334	142.4	13.700	136.1	49.378 (2)	92.37	0.086	09:30:02.655

P15 4		Dan LINFOOT		Honda - Optimum Bikes Racing Ltd					
IDEAL LAP TIME : 49.080		BEST LAP TIME : 49.382		DIFFERENCE : 0.302					
LAP	SECTOR 1	SECTOR 2		SECTOR 3		LAP TIME	MPH	DIFF	TIME OF DAY
1 -	OUTLAP	22.419	126.6	15.221	126.3				09:21:36.952
2 -	17.580	25.446	77.7	15.334	132.1	58.360	78.15	8.978	09:22:35.312
3 -	16.894	19.385	141.8	14.020	132.8	50.299 (2)	90.67	0.917	09:23:25.611
4 -	16.322	19.073	142.4	19.288	34.2	54.683 (3)	83.41	5.301	09:24:20.294
5 -	OUTLAP	19.697	140.9	13.685	135.5	5:28.488	13.88	4:39.106	09:29:48.782
6 -	16.376	19.181	142.7	13.825	134.4	49.382 (1)	92.36		09:30:38.164

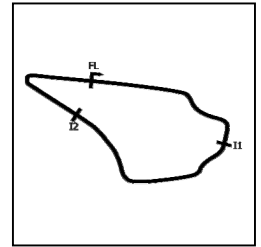
P16 99		Ben LUXTON		Honda - Ben Luxton Racing					
IDEAL LAP TIME : 49.611		BEST LAP TIME : 49.622		DIFFERENCE : 0.011					
LAP	SECTOR 1	SECTOR 2		SECTOR 3		LAP TIME	MPH	DIFF	TIME OF DAY
1 -	OUTLAP	20.824	139.2	14.260	132.1				09:21:08.184
2 -	17.873	20.480	140.3	14.200	133.1	52.553	86.79	2.931	09:22:00.737
3 -	16.734	19.755	141.8	13.880	131.0	50.369	90.55	0.747	09:22:51.106
4 -	16.572	19.594	143.7	13.755	133.6	49.921 (2)	91.36	0.299	09:23:41.027
5 -	16.669	19.731	143.7	13.830	134.7	50.230	90.80	0.608	09:24:31.257
6 -	16.533	19.567	144.9	14.059	135.2	50.159	90.93	0.537	09:25:21.416
7 -	16.688	19.629	143.7	13.856	134.2	50.173	90.90	0.551	09:26:11.589
8 -	16.477	19.503	143.3	13.961	133.9	49.941	91.33	0.319	09:27:01.530
9 -	16.881	20.145	143.3	13.841	134.4	50.867	89.66	1.245	09:27:52.397
10 -	16.407	19.458	144.3	13.757	135.2	49.622 (1)	91.91		09:28:42.019
11 -	16.508	19.560	144.0	13.861	135.8	49.929 (3)	91.35	0.307	09:29:31.948
12 -	16.436	19.449	143.3	14.750	129.3	50.635	90.07	1.013	09:30:22.583

MCRCB BULLETIN TK251

2023 Bennetts British Superbike Championship - Round 4

2023 Pirelli National Superstock with Santander Consumer Finance

WARM UP - SECTOR ANALYSIS



SECTOR 1 = FL to I1, SECTOR 2 = I1 to I2, SECTOR 3 = I2 to FL, DIFF = Difference To Personal Best Lap, P = Crossed Finish Line in Pit Lane, D = Time Disallowed

P17 18		Shaun WINFIELD				Honda - TAG Racing			
IDEAL LAP TIME : 49.563		BEST LAP TIME : 49.684		DIFFERENCE : 0.121					
LAP	SECTOR 1	SECTOR 2		SECTOR 3		LAP TIME	MPH	DIFF	TIME OF DAY
1 -	OUTLAP	19.963	140.3	14.287	133.4				09:20:57.719
2 -	17.209	19.549	143.3	13.808	134.4	50.566	90.20	0.882	09:21:48.285
3 -	16.644	19.333	141.8	13.937	134.7	49.914	91.37	0.230	09:22:38.199
4 -	16.551	19.332	144.0	13.870	133.4	49.753 (2)	91.67	0.069	09:23:27.952
5 -	16.569	19.221	143.7	14.163	133.1	49.953	91.30	0.269	09:24:17.905
6 -	16.751	19.402	141.8	13.955	133.4	50.108	91.02	0.424	09:25:08.013
7 -	16.735	19.327	141.5	13.799	134.2	49.861 (3)	91.47	0.177	09:25:57.874
8 -	16.879	19.698	139.2	14.453	133.4	51.030	89.38	1.346	09:26:48.904
9 -	16.636	19.213	144.0	13.835	131.5	49.684 (1)	91.80		09:27:38.588
10 -	16.626	19.440	139.2	13.992	133.4	50.058	91.11	0.374	09:28:28.646
11 -	16.602	19.379	139.5	17.352	128.8	53.333	85.52	3.649	09:29:21.979
12 -	17.202	19.933	136.9	14.209	131.0	51.344	88.83	1.660	09:30:13.323

P18 11		Simon REID				Honda - C&L Fairburn Properties Jackson Racing			
IDEAL LAP TIME : 49.714		BEST LAP TIME : 49.786		DIFFERENCE : 0.072					
LAP	SECTOR 1	SECTOR 2		SECTOR 3		LAP TIME	MPH	DIFF	TIME OF DAY
1 -	OUTLAP	20.680	140.1	14.567	130.3				09:21:28.419
2 -	17.026	19.727	139.2	14.119	132.3	50.872	89.65	1.086	09:22:19.291
3 -	16.568	19.623	140.9	13.916	132.1	50.107 (3)	91.02	0.321	09:23:09.398
4 -	16.557	19.697	142.1	14.009	131.8	50.263	90.74	0.477	09:23:59.661
5 -	16.697	19.636	140.1	13.985	132.6	50.318	90.64	0.532	09:24:49.979
6 -	16.515	19.518	140.3	14.033	130.5	50.066 (2)	91.10	0.280	09:25:40.045
7 -	16.587	19.393	141.2	13.806	130.8	49.786 (1)	91.61		09:26:29.831
8 -	18.581	25.213	83.7	21.449	30.0	1:05.243	69.90	15.457	09:27:35.074
9 -	OUTLAP	20.817	137.7	14.183	130.5	1:54.734	39.75	1:04.948	09:29:29.808
10 -	16.602	19.578	138.6	14.052	130.5	50.232	90.80	0.446	09:30:20.040

P19 59		Matt TRUELOVE				Honda - TAG Racing			
IDEAL LAP TIME : 49.591		BEST LAP TIME : 49.797		DIFFERENCE : 0.206					
LAP	SECTOR 1	SECTOR 2		SECTOR 3		LAP TIME	MPH	DIFF	TIME OF DAY
1 -	OUTLAP	20.000	140.6	14.019	133.9				09:20:57.845
2 -	16.833	19.597	141.2	13.818	132.8	50.248	90.77	0.451	09:21:48.093
3 -	16.583	19.538	141.2	13.739	133.1	49.860 (2)	91.47	0.063	09:22:37.953
4 -	16.474	19.598	141.8	14.749	131.5	50.821	89.74	1.024	09:23:28.774
5 -	16.748	19.623	139.8	13.941	132.1	50.312	90.65	0.515	09:24:19.086
6 -	16.546	19.710	138.0	13.743	133.1	49.999 (3)	91.22	0.202	09:25:09.085
7 -	16.552	20.259	120.4	18.273	122.0	55.084	82.80	5.287	09:26:04.169
8 -	17.787	20.621	138.3	13.792	134.4	52.200	87.37	2.403	09:26:56.369
9 -	16.436	19.416	140.9	17.504	43.9	53.356	85.48	3.559	09:27:49.725
10 -	OUTLAP	19.755	140.1	13.795	133.6	1:59.608	38.13	1:09.811	09:29:49.333
11 -	16.536	19.468	139.5	13.793	131.8	49.797 (1)	91.59		09:30:39.130

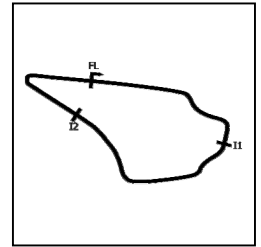
P20 17		Matty WHELAN				Suzuki - Milestone by ATS Racing			
IDEAL LAP TIME : 49.899		BEST LAP TIME : 50.032		DIFFERENCE : 0.133					
LAP	SECTOR 1	SECTOR 2		SECTOR 3		LAP TIME	MPH	DIFF	TIME OF DAY
1 -	OUTLAP	20.752	136.9	14.459	124.2				09:21:08.750
2 -	17.468	20.602	138.0	14.185	126.8	52.255	87.28	2.223	09:22:01.005
3 -	17.206	19.940	138.3	13.839	129.5	50.985	89.45	0.953	09:22:51.990
4 -	16.818	19.947	137.7	13.846	130.3	50.611	90.12	0.579	09:23:42.601
5 -	16.715	19.803	137.7	13.690	130.0	50.208	90.84	0.176	09:24:32.809
6 -	16.882	20.400	134.7	14.105	131.0	51.387	88.76	1.355	09:25:24.196
7 -	16.783	19.648	138.3	13.741	130.8	50.172 (2)	90.90	0.140	09:26:14.368
8 -	16.932	19.650	138.0	13.713	130.5	50.295	90.68	0.263	09:27:04.663
9 -	16.825	19.758	138.3	13.642	130.8	50.225	90.81	0.193	09:27:54.888
10 -	16.753	19.710	136.6	13.978	128.8	50.441	90.42	0.409	09:28:45.329
11 -	16.816	19.667	138.6	13.689	130.8	50.172 (2)	90.90	0.140	09:29:35.501
12 -	16.708	19.549	139.2	13.775	131.5	50.032 (1)	91.16		09:30:25.533

MCRCB BULLETIN TK251

2023 Bennetts British Superbike Championship - Round 4

2023 Pirelli National Superstock with Santander Consumer Finance

WARM UP - SECTOR ANALYSIS



SECTOR 1 = FL to I1, SECTOR 2 = I1 to I2, SECTOR 3 = I2 to FL, DIFF = Difference To Personal Best Lap, P = Crossed Finish Line in Pit Lane, D = Time Disallowed

P21 26		Joe MOORE				Suzuki - Clearline Racing			
IDEAL LAP TIME : 50.058		BEST LAP TIME : 50.249		DIFFERENCE : 0.191					
LAP	SECTOR 1	SECTOR 2		SECTOR 3		LAP TIME	MPH	DIFF	TIME OF DAY
1 -	OUTLAP	20.376	136.9	14.009	129.3				09:21:00.001
2 -	17.048	21.048	136.9	14.036	130.3	52.132	87.49	1.883	09:21:52.133
3 -	16.842	19.940	137.5	13.962	129.3	50.744 (3)	89.88	0.495	09:22:42.877
4 -	16.958	19.813	138.6	14.286	128.5	51.057	89.33	0.808	09:23:33.934
5 -	16.716	19.875	138.3	13.946	129.0	50.537 (2)	90.25	0.288	09:24:24.471
6 -	16.625	19.977	137.7	17.453	45.3	54.055	84.37	3.806	09:25:18.526
7 -	OUTLAP	20.115	138.3	13.879	130.5	2:24.349	31.59	1:34.100	09:27:42.875
8 -	16.816	19.644	138.6	13.789	130.3	50.249 (1)	90.77		09:28:33.124
9 -	16.901	20.236	136.6	14.212	129.3	51.349	88.82	1.100	09:29:24.473
10 -	17.015	20.005	137.7	14.253	121.1	51.273	88.95	1.024	09:30:15.746

P22 13		Lewis PATERSON				Suzuki - LP Factory Racing			
IDEAL LAP TIME : 50.456		BEST LAP TIME : 50.457		DIFFERENCE : 0.001					
LAP	SECTOR 1	SECTOR 2		SECTOR 3		LAP TIME	MPH	DIFF	TIME OF DAY
1 -	OUTLAP	20.508	136.9	14.559	130.8				09:21:00.415
2 -	17.326	20.487	139.5	14.422	131.5	52.235	87.31	1.778	09:21:52.650
3 -	16.882	19.933	138.3	14.448	131.8	51.263	88.97	0.806	09:22:43.913
4 -	16.960	20.065	138.9	14.224	131.5	51.249	88.99	0.792	09:23:35.162
5 -	16.886	19.804	138.0	14.087	131.3	50.777	89.82	0.320	09:24:25.939
6 -	17.220	19.963	136.9	14.357	125.9	51.540	88.49	1.083	09:25:17.479
7 -	17.001	19.691	137.5	14.061	130.5	50.753	89.86	0.296	09:26:08.232
8 -	16.832	19.767	137.7	14.030	131.5	50.629 (2)	90.08	0.172	09:26:58.861
9 -	16.779	19.668	137.5	14.010	128.5	50.457 (1)	90.39		09:27:49.318
10 -	16.898	19.773	137.5	14.554	129.0	51.225	89.04	0.768	09:28:40.543
11 -	16.982	20.283	132.3	14.672	131.0	51.937	87.82	1.480	09:29:32.480
12 -	16.847	19.667	138.0	14.228	130.3	50.742 (3)	89.88	0.285	09:30:23.222

P23 96		Kieran SMITH				Honda - Corkie Racing			
IDEAL LAP TIME : 50.245		BEST LAP TIME : 50.500		DIFFERENCE : 0.255					
LAP	SECTOR 1	SECTOR 2		SECTOR 3		LAP TIME	MPH	DIFF	TIME OF DAY
1 -	OUTLAP	21.475	136.3	14.860	132.6				09:21:04.128
2 -	17.856	20.505	136.9	14.550	130.0	52.911	86.20	2.411	09:21:57.039
3 -	17.451	19.996	140.3	14.223	130.8	51.670	88.27	1.170	09:22:48.709
4 -	16.967	19.954	138.9	14.053	131.3	50.974	89.47	0.474	09:23:39.683
5 -	16.927	19.847	139.8	14.067	132.1	50.841	89.71	0.341	09:24:30.524
6 -	16.962	19.721	137.5	13.974	133.6	50.657 (2)	90.03	0.157	09:25:21.181
7 -	16.706	19.780	138.3	14.014	133.9	50.500 (1)	90.31		09:26:11.681
8 -	16.854	19.862	137.7	14.273	132.6	50.989	89.45	0.489	09:27:02.670
9 -	16.814	19.881	140.6	13.995	133.6	50.690 (3)	89.98	0.190	09:27:53.360
10 -	16.731	19.944	140.1	14.145	132.3	50.820	89.75	0.320	09:28:44.180
11 -	17.110	19.764	139.8	13.902	134.2	50.776	89.82	0.276	09:29:34.956
12 -	16.695	19.648	138.0	15.462	130.0	51.805	88.04	1.305	09:30:26.761

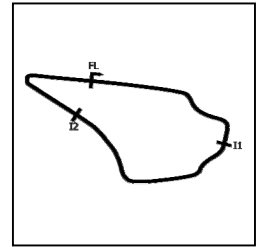
P24 80		Callum BEY				Suzuki - FilterLogic by EightZero Racing			
IDEAL LAP TIME : 49.995		BEST LAP TIME : 50.528		DIFFERENCE : 0.533					
LAP	SECTOR 1	SECTOR 2		SECTOR 3		LAP TIME	MPH	DIFF	TIME OF DAY
1 -	OUTLAP	21.070	133.1	14.686	129.3				09:21:42.495
2 -	17.654	20.177	136.6	14.263	129.3	52.094	87.55	1.566	09:22:34.589
3 -	17.032	19.834	137.7	14.272	130.5	51.138 (3)	89.19	0.610	09:23:25.727
4 -	16.959	19.517	138.9	14.052	131.5	50.528 (1)	90.26		09:24:16.255
5 -	16.734	19.932	137.7	14.023	132.1	50.689 (2)	89.98	0.161	09:25:06.944
6 -	16.646	19.630	137.2	13.974	131.5	50.250 D	90.76		09:25:57.194
7 -	17.230	19.741	135.8	14.360	131.8	51.334 D	88.85	0.803	09:26:48.525
8 -	16.696	19.454	136.6	14.203	130.3	50.353 D	90.58		09:27:38.878
9 -	16.978	19.673	137.2	14.603	124.7	51.254	88.99	0.726	09:28:30.132
10 -	17.213	20.088	136.6	13.901	131.8	51.202	89.08	0.674	09:29:21.334
11 -	16.640	19.708	136.1	14.837	130.5	51.185	89.11	0.657	09:30:12.519

MCRCB BULLETIN TK251

2023 Bennetts British Superbike Championship - Round 4

2023 Pirelli National Superstock with Santander Consumer Finance

WARM UP - SECTOR ANALYSIS



SECTOR 1 = FL to I1, SECTOR 2 = I1 to I2, SECTOR 3 = I2 to FL, DIFF = Difference To Personal Best Lap, P = Crossed Finish Line in Pit Lane, D = Time Disallowed

P25 57		Richard WHITE		BMW - Trackdudes powered by Hilltop Motorcycles					
IDEAL LAP TIME : 51.129		BEST LAP TIME : 51.480		DIFFERENCE : 0.351					
LAP	SECTOR 1	SECTOR 2		SECTOR 3		LAP TIME	MPH	DIFF	TIME OF DAY
1 -	OUTLAP	20.793	137.5	14.465	130.3				09:21:14.003
2 -	17.931	20.950	140.1	14.256	131.5	53.137	85.83	1.657	09:22:07.140
3 -	17.384	20.469	138.9	14.111	133.1	51.964	87.77	0.484	09:22:59.104
4 -	17.224	20.299	138.3	14.314	132.3	51.837	87.98	0.357	09:23:50.941
5 -	17.446	20.501	139.2	13.951	133.1	51.898	87.88	0.418	09:24:42.839
6 -	17.110	20.210	138.9	14.160	132.1	51.480 (1)	88.59		09:25:34.319
7 -	17.327	20.250	138.6	14.430	133.1	52.007	87.70	0.527	09:26:26.326
8 -	17.020	20.323	137.5	14.200	131.8	51.543 (2)	88.49	0.063	09:27:17.869
9 -	17.266	20.158	140.1	14.149	134.4	51.573 (3)	88.43	0.093	09:28:09.442
10 -	17.233	20.536	138.6	14.298	132.8	52.067	87.60	0.587	09:29:01.509
11 -	17.475	20.193	139.5	14.488	132.6	52.156	87.45	0.676	09:29:53.665
12 -	17.298	20.311	141.2	14.152	132.1	51.761	88.11	0.281	09:30:45.426

MCRCB BULLETIN TK252**2023 Bennetts British Superbike Championship - Round 4****2023 Pirelli National Superstock with Santander Consumer Finance****WARM UP - BEST SECTORS**

SECTOR 1			SECTOR 2			SECTOR 3			IDEAL / BEST COMPARISON						
POS	NO	NAME	TIME	NO	NAME	TIME	NO	NAME	TIME	POS	NO	NAME	IDEAL	BEST	DIFF
													PERFECT LAP	48.496	
1	5	KERR	16.117	75	OLSEN	19.006	34	SEELEY	13.373	1	5	KERR	48.690	48.811	0.121
2	75	OLSEN	16.170	8	ROLLO	19.063	19	TALBOT	13.389	2	75	OLSEN	48.707	48.723	0.016
3	19	TALBOT	16.212	54	BOURNE	19.070	3	McCONNELL	13.414	3	54	BOURNE	48.749	49.014	0.265
4	77	HARRAN	16.239	4	LINFOOT	19.073	54	BOURNE	13.431	4	19	TALBOT	48.779	48.892	0.113
5	54	BOURNE	16.248	5	KERR	19.096	8	ROLLO	13.442	5	8	ROLLO	48.803	48.899	0.096
6	34	SEELEY	16.258	12	HEDGER	19.137	5	KERR	13.477	6	3	McCONNELL	48.890	48.911	0.021
7	51	ELLIOTT	16.268	3	McCONNELL	19.174	40	FRANCIS	13.514	7	34	SEELEY	48.916	49.057	0.141
8	8	ROLLO	16.298	19	TALBOT	19.178	75	OLSEN	13.531	8	77	HARRAN	49.009	49.070	0.061
9	3	McCONNELL	16.302	45	SWANN	19.184	55	BEECH	13.564	9	4	LINFOOT	49.080	49.382	0.302
10	55	BEECH	16.306	51	ELLIOTT	19.190	12	HEDGER	13.570	10	55	BEECH	49.095	49.113	0.018
11	4	LINFOOT	16.322	77	HARRAN	19.193	77	HARRAN	13.577	11	12	HEDGER	49.137	49.281	0.144
12	45	SWANN	16.326	18	WINFIELD	19.213	23	ALLINGHAM	13.611	12	45	SWANN	49.153	49.158	0.005
13	40	FRANCIS	16.342	23	ALLINGHAM	19.219	17	WHELAN	13.642	13	23	ALLINGHAM	49.174	49.292	0.118
14	23	ALLINGHAM	16.344	55	BEECH	19.225	45	SWANN	13.643	14	51	ELLIOTT	49.202	49.278	0.076
15	99	LUXTON	16.407	34	SEELEY	19.285	4	LINFOOT	13.685	15	40	FRANCIS	49.219	49.219	0.000
16	12	HEDGER	16.430	40	FRANCIS	19.363	59	TRUELOVE	13.739	16	18	WINFIELD	49.563	49.684	0.121
17	59	TRUELOVE	16.436	11	REID	19.393	51	ELLIOTT	13.744	17	59	TRUELOVE	49.591	49.797	0.206
18	11	REID	16.515	59	TRUELOVE	19.416	99	LUXTON	13.755	18	99	LUXTON	49.611	49.622	0.011
19	18	WINFIELD	16.551	99	LUXTON	19.449	26	MOORE	13.789	19	11	REID	49.714	49.786	0.072
20	26	MOORE	16.625	80	BEY	19.454	18	WINFIELD	13.799	20	17	WHELAN	49.899	50.032	0.133
21	80	BEY	16.640	17	WHELAN	19.549	11	REID	13.806	21	80	BEY	49.995	50.528	0.533
22	96	SMITH	16.695	26	MOORE	19.644	80	BEY	13.901	22	26	MOORE	50.058	50.249	0.191
23	17	WHELAN	16.708	96	SMITH	19.648	96	SMITH	13.902	23	96	SMITH	50.245	50.500	0.255
24	13	PATERSON	16.779	13	PATERSON	19.667	57	WHITE	13.951	24	13	PATERSON	50.456	50.457	0.001
25	57	WHITE	17.020	57	WHITE	20.158	13	PATERSON	14.010	25	57	WHITE	51.129	51.480	0.351

MCRCB BULLETIN TK253**2023 Bennetts British Superbike Championship - Round 4****2023 Pirelli National Superstock with Santander Consumer Finance****WARM UP - BEST SPEEDS**

POS	INTERMEDIATE 1			INTERMEDIATE 2			FINISH LINE		
	NO	NAME	MPH	NO	NAME	MPH	NO	NAME	MPH
1				54	BOURNE	145.5	34	SEELEY	143.0
2				8	ROLLO	145.2	77	HARRAN	137.7
3				99	LUXTON	144.9	23	ALLINGHAM	137.5
4				23	ALLINGHAM	144.3	75	OLSEN	137.2
5				3	McCONNELL	144.0	54	BOURNE	136.9
6				34	SEELEY	144.0	5	KERR	136.6
7				77	HARRAN	144.0	19	TALBOT	136.3
8				18	WINFIELD	144.0	8	ROLLO	136.3
9				75	OLSEN	143.3	12	HEDGER	136.1
10				12	HEDGER	143.0	99	LUXTON	135.8
11				19	TALBOT	142.7	51	ELLIOTT	135.5
12				4	LINFOOT	142.7	4	LINFOOT	135.5
13				5	KERR	142.4	3	McCONNELL	135.2
14				55	BEECH	142.4	55	BEECH	135.2
15				11	REID	142.1	18	WINFIELD	134.7
16				59	TRUELOVE	141.8	59	TRUELOVE	134.4
17				40	FRANCIS	141.5	57	WHITE	134.4
18				51	ELLIOTT	141.5	96	SMITH	134.2
19				57	WHITE	141.2	40	FRANCIS	133.9
20				96	SMITH	140.6	11	REID	132.6
21				13	PATERSON	139.5	80	BEY	132.1
22				17	WHELAN	139.2	13	PATERSON	131.8
23				80	BEY	138.9	17	WHELAN	131.5
24				26	MOORE	138.6	45	SWANN	130.8
25				45	SWANN	137.5	26	MOORE	130.5

MCRCB BULLETIN TK254

2023 Bennetts British Superbike Championship - Round 4

2023 Pirelli National Superstock with Santander Consumer Finance

WARM UP - STATISTICS

Competitors Started	25
Planned Start	2023-06-18 @ 09:20:00.000
Actual Start	2023-06-18 @ 09:20:01.568
Finish Time	2023-06-18 @ 09:30:01.568
Track Length	1.2669mi.
Total Laps	280
Total Distance Covered	354.7532mi.

Session Fastest Lap History

NO	NAME	LAP TIME	TIME OF DAY	LAP	VEHICLE
51	Brayden ELLIOTT	50.106	09:21:45.995	2	Kawasaki
23	David ALLINGHAM	50.007	09:21:46.115	2	Honda
12	Luke HEDGER	49.917	09:21:46.657	2	Kawasaki
3	Billy McCONNELL	49.440	09:22:01.495	2	Honda
34	Alastair SEELEY	49.381	09:22:43.491	3	BMW
19	Joe TALBOT	49.286	09:23:05.158	3	Honda
5	Richard KERR	49.242	09:23:20.944	3	Honda
3	Billy McCONNELL	49.231	09:23:45.319	4	Honda
54	Franco BOURNE	49.014	09:24:15.709	5	Honda
8	Lewis ROLLO	48.899	09:25:46.828	6	Aprilia
5	Richard KERR	48.811	09:26:00.119	6	Honda
75	Alex OLSEN	48.723	09:26:03.830	6	Honda

Flag History

TYPE	TIME OF DAY
GREEN	09:20:01.568
FINISH	09:30:01.568

Flag Statistics

TYPE	COUNT	TOTAL LAPS	TOTAL TIME
Green	1	12	12:23.451
Red	0	0	0.000
Safety Car	0	0	0.000
FCY	0	0	0.000

MCRCB BULLETIN TK255

2023 Bennetts British Superbike Championship - Round 4

2023 Pirelli National Superstock with Santander Consumer Finance

WARM UP - SESSION NOTES

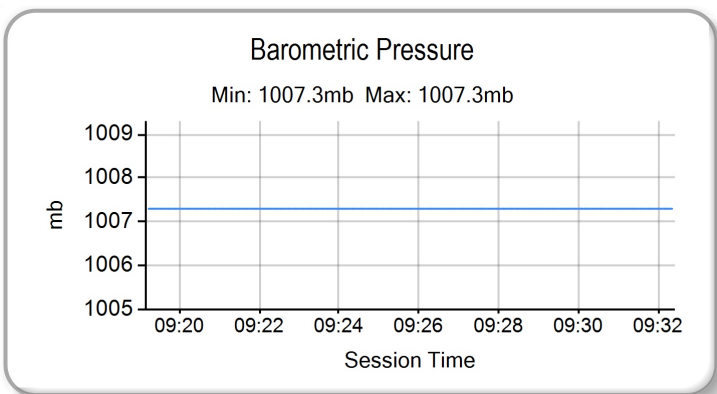
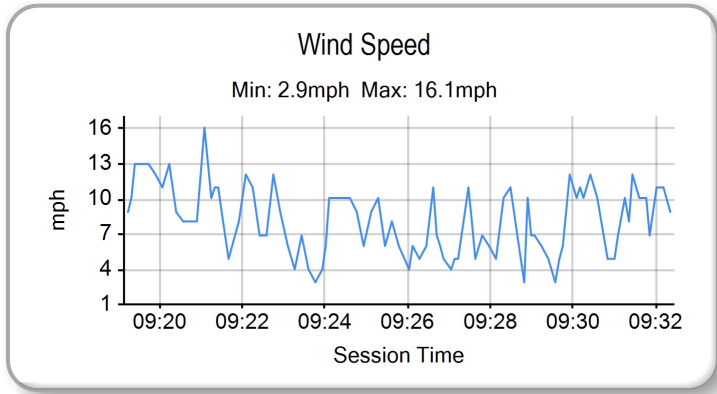
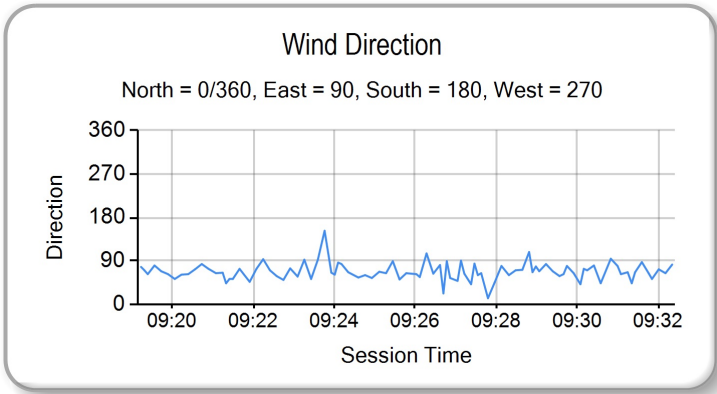
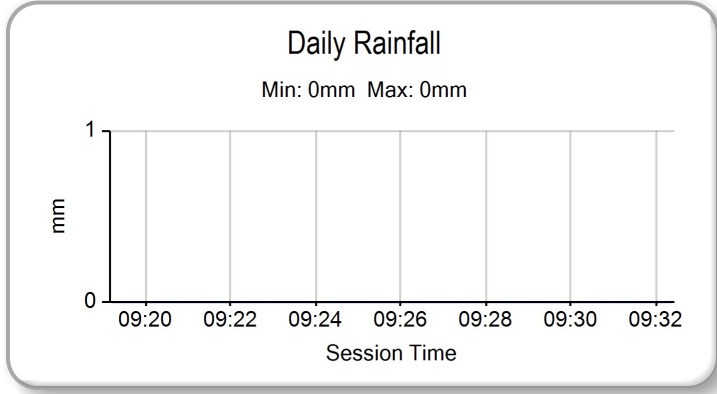
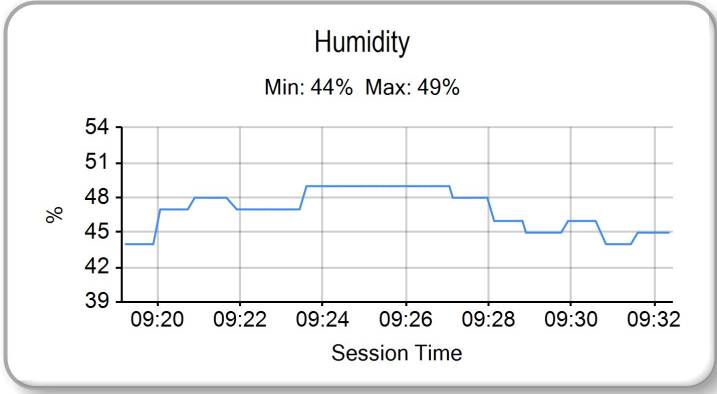
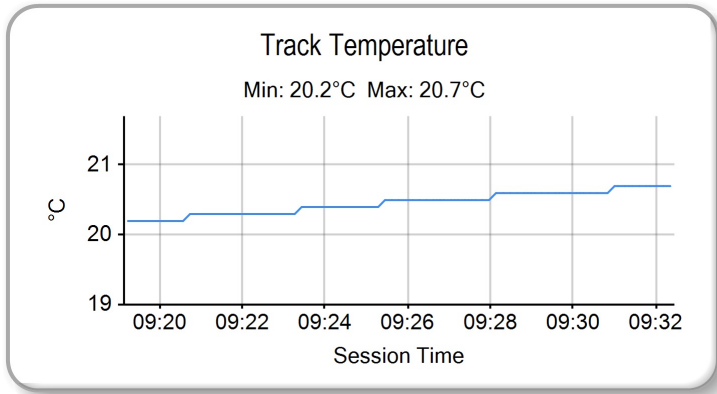
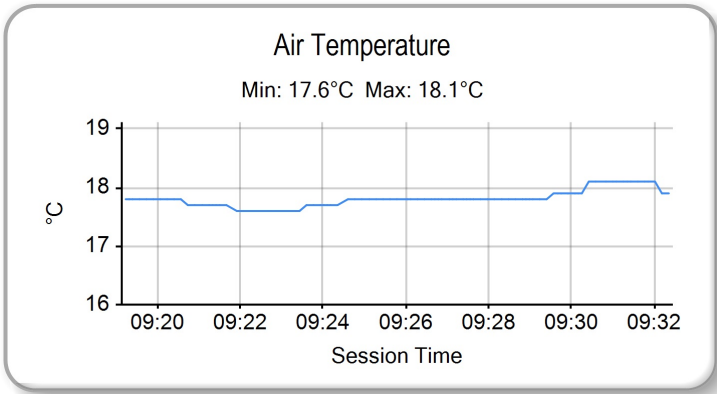
TIME	MESSAGE
09:21:50	NO.11 - EXCEEDED TRACK LIMITS - T9 - LAPTIME CANCELLED
09:25:32	NO.80 - EXCEEDED TRACK LIMITS - PIT EXIT - LAPTIME CANCELLED
09:26:18	NO.80 - EXCEEDED TRACK LIMITS - PIT EXIT - LAPTIME CANCELLED
09:27:06	NO.80 - EXCEEDED TRACK LIMITS - PIT EXIT - LAPTIME CANCELLED

MCRCB BULLETIN TK256

2023 Bennetts British Superbike Championship - Round 4

2023 Pirelli National Superstock with Santander Consumer Finance

WARM UP - WEATHER CONDITIONS





ROW 9					25	80	Callum BEY
ROW 8	24	45	Scott SWANN	23	13	Lewis PATERSON	51.197
ROW 7				21	26	Joe MOORE	50.146
ROW 7				20	17	Matty WHELAN	50.143
ROW 7				19	96	Kieran SMITH	49.882
ROW 6	18	59	Matt TRUELOVE	17	99	Ben LUXTON	49.700
ROW 6				16	11	Simon REID	49.597
ROW 6							49.503
ROW 5				15	51	Brayden ELLIOTT	49.391
ROW 5				14	18	Shaun WINFIELD	49.251
ROW 5				13	77	Brent HARRAN	49.181
ROW 4	12	40	Joe FRANCIS	11	23	David ALLINGHAM	48.919
ROW 4				10	3	Billy McCONNELL	48.883
ROW 4							48.869
ROW 3				9	12	Luke HEDGER	48.852
ROW 3				8	55	Ash BEECH	48.804
ROW 3				7	54	Franco BOURNE	48.745
ROW 2	6	19	Joe TALBOT	5	34	Alastair SEELEY	48.620
ROW 2				4	75	Alex OLSEN	48.509
ROW 2							48.412
ROW 1				3	8	Lewis ROLLO	48.380
ROW 1				2	5	Richard KERR	48.207
ROW 1				1	4	Dan LINFOOT	48.092
							Pole

Knockhill: 1.2669 miles

Race Director : Stuart Higgs <i>S. Higgs</i>	Stewards :	Timekeeper : Richard Evans <i>R. EVANS</i>
<small>Digitally Approved at 09:41 Sunday, 18 June 2023</small>		<small>Digitally Approved at 09:37 Sunday, 18 June 2023</small>

Results can be found at www.britishsuperbike.com

Printed - 09:33 Sunday, 18 June 2023





RACE 2 - CLASSIFICATION

POS	NO	NAME	NAT	ENTRY	LAPS	TIME	GAP	DIFF	MPH	BEST	ON
1	4	Dan LINFOOT	GBR	Honda - Optimum Bikes Racing Ltd	24	20:03.409			90.96	48.167	10
2	5	Richard KERR	IRL	Honda - AMD Motorsport	24	20:08.030	4.621	4.621	90.61	48.341	9
3	34	Alastair SEELEY	GBR	BMW - SYNETIQ BMW Motorrad	24	20:09.352	5.943	1.322	90.51	48.586	9
4	3	Billy McCONNELL	AUS	Honda - C&L Fairburn Properties Jackson Racing	24	20:14.922	11.513	5.570	90.10	48.832	9
5	54	Franco BOURNE	GBR	Honda - Marvel HCL Motorsport	24	20:15.329	11.920	0.407	90.07	48.730	11
6	12	Luke HEDGER	GBR	Kawasaki - MAD Racing	24	20:17.041	13.632	1.712	89.94	48.819	10
7	77	Brent HARRAN	ZAF	Honda - Optimum Bikes Racing Ltd	24	20:17.188	13.779	0.147	89.93	49.053	16
8	19	Joe TALBOT	GBR	Honda - JR Performance Racing	24	20:19.153	15.744	1.965	89.78	48.653	10
9	51	Brayden ELLIOTT	AUS	Kawasaki - DAO Racing	24	20:20.525	17.116	1.372	89.68	49.041	23
10	40	Joe FRANCIS	GBR	Kawasaki - STAUFF Fluid Power / GR Motosport	24	20:22.193	18.784	1.668	89.56	49.230	10
11	55	Ash BEECH	GBR	Honda - Jones Dorling Racing	24	20:22.326	18.917	0.133	89.55	49.140	14
12	23	David ALLINGHAM	GBR	Honda - SMS Racing	24	20:22.460	19.051	0.134	89.54	48.954	17
13	99	Ben LUXTON	GBR	Honda - Ben Luxton Racing	24	20:24.917	21.508	2.457	89.36	49.115	10
14	8	Lewis ROLLO	GBR	Aprilia - IN Competition / Aprilia	24	20:25.656	22.247	0.739	89.31	48.633	9
15	18	Shaun WINFIELD	GBR	Honda - TAG Racing	24	20:29.735	26.326	4.079	89.01	49.588	18
16	11	Simon REID	GBR	Honda - C&L Fairburn Properties Jackson Racing	24	20:32.619	29.210	2.884	88.80	49.796	13
17	59	Matt TRUELOVE	GBR	Honda - TAG Racing	24	20:39.075	35.666	6.456	88.34	49.875	9
18	96	Kieran SMITH	GBR	Honda - Corkie Racing	24	20:41.607	38.198	2.532	88.16	49.865	9
19	26	Joe MOORE	GBR	Suzuki - Clearline Racing	24	20:43.483	40.074	1.876	88.03	50.126	12
20	80	Callum BEY	GBR	Suzuki - FilterLogic by EightZero Racing	24	20:43.719	40.310	0.236	88.01	50.274	9
21	13	Lewis PATERSON	GBR	Suzuki - LP Factory Racing	24	20:52.073	48.664	8.354	87.42	50.511	10

NOT CLASSIFIED

DNF	57	Richard WHITE	GBR	BMW - Trackdudes powered by Hilltop Motorcycles	17	15:04.833	7 Laps	7 Laps	85.69	50.984	9
DNF	75	Alex OLSEN	GBR	Honda - Cumins by Team IWR Honda	10	8:43.928	14 Laps	7 Laps	87.05	48.632	9
DNF	45	Scott SWANN	GBR	Yamaha - Swann Racing	2	1:47.318	22 Laps	8 Laps	85.00	50.484	2
DNF	17	Matty WHELAN	GBR	Suzuki - Milestone by ATS Racing	2	1:47.859	22 Laps	0.541	84.57	50.850	2

FASTEST LAP

4	Dan LINFOOT	GBR	Honda - Optimum Bikes Racing Ltd	10	48.167	94.69 mph	152.39 kph
---	-------------	-----	----------------------------------	----	--------	-----------	------------

Weather / Track : Bright / Dry

These results are provisional until the conclusion of any judicial and technical matters.

Race Distance: 24 Laps / 30.40 miles

Knockhill: 1.2669 miles

Date: 18/06/2023 Start: 15:00 Finish: 15:20

Race Director : Stuart Higgs S. Higgs Digitally Approved at 15:34 Sunday, 18 June 2023	Stewards :	Timekeeper : Richard Evans R. EVANS Digitally Approved at 15:33 Sunday, 18 June 2023
----------------------------------------------------------------------------------------------	------------	--------------------------------------------------------------------------------------------

Results can be found at www.britishsuperbike.com

Printed - 15:22 Sunday, 18 June 2023



MCRCB BULLETIN TK337

2023 Bennetts British Superbike Championship - Round 4

2023 Pirelli National Superstock with Santander Consumer Finance

RACE 2 - LAP CHART

3	5.769	49.211	13	24.250	50.824	51	14.130	49.091	5	4.511	49.082	26	37.733	50.718
54	6.465	49.246	57	31.690	51.692	99	14.995	49.549	34	5.166	49.053	80	38.537	50.739
77	7.527	49.076	LAP 16 @ 15:13:51.343			55	15.774	49.935	19	10.322	49.574	13	45.348	52.238
99	9.104	49.787	NO	BEHIND	LAP TIME	23	16.024	49.235	3	10.454	49.531	LAP 24 @ 15:20:21.784		
40	9.461	49.654	4		48.556	8	19.031	49.522	54	10.803	49.448	NO	BEHIND	LAP TIME
51	9.601	49.532	5	2.705	49.117	18	19.428	49.588	12	11.177	49.617	4		49.002
55	10.536	49.229	34	3.927	48.907	11	20.567	49.900	77	11.563	49.163	5	4.621	48.928
23	13.405	49.816	19	6.316	49.223	59	25.202	50.761	51	15.939	49.532	34	5.943	49.417
18	13.721	50.600	3	7.431	49.079	96	27.402	50.695	40	16.041	49.805	3	11.513	49.068
11	14.005	49.796	12	7.691	49.237	26	28.032	51.069	55	17.875	49.794	54	11.920	49.182
59	14.412	50.881	54	8.172	49.058	80	28.994	51.249	99	18.088	50.265	12	13.632	49.853
8	14.585	49.503	77	9.247	49.053	13	31.125	51.009	23	18.163	49.846	77	13.779	49.761
96	15.423	50.880	40	12.247	49.349	LAP 19 @ 15:16:17.484			8	20.851	49.276	18	22.613	49.857
26	17.312	50.647	99	12.876	49.482	NO	BEHIND	LAP TIME	11	24.765	50.254	11	24.765	50.254
80	18.089	50.534	51	13.045	49.383	4		48.852	59	30.289	50.499	59	30.289	50.499
13	19.833	50.723	55	13.233	49.323	5	3.956	49.092	96	32.907	50.556	96	32.907	50.556
57	24.851	52.135	23	15.124	49.013	34	4.656	48.920	26	34.237	50.551	26	34.237	50.551
LAP 14 @ 15:12:14.327			8	16.783	49.154	19	8.507	49.606	80	34.861	50.638	80	34.861	50.638
NO	BEHIND	LAP TIME	18	17.513	49.741	3	8.671	49.410	13	39.147	51.434	13	39.147	51.434
4		48.588	11	18.074	49.805	54	9.441	49.246	LAP 22 @ 15:18:43.824					
5	1.613	48.829	59	21.128	50.595	12	9.588	49.532	NO	BEHIND	LAP TIME			
34	3.100	49.008	96	23.306	52.274	77	10.610	49.224	4		48.786			
19	4.800	49.041	26	23.661	50.448	40	14.386	49.637	5	4.758	49.033			
12	5.967	49.012	80	24.318	50.548	51	14.605	49.327	34	5.313	48.933			
3	6.262	49.081	13	26.517	50.823	99	15.721	49.578	3	11.141	49.473			
54	7.121	49.244	57	35.976	52.842	55	16.258	49.336	54	11.590	49.573			
77	8.097	49.158	LAP 17 @ 15:14:39.978			23	16.548	49.376	12	12.128	49.737			
40	10.609	49.736	NO	BEHIND	LAP TIME	8	19.716	49.537	77	12.348	49.571			
99	10.771	50.255	4		48.635	18	20.459	49.883	19	14.388	52.852			
51	10.865	49.852	5	3.099	49.029	11	21.990	50.275	51	16.483	49.330			
55	11.088	49.140	34	4.349	49.057	59	27.013	50.663	40	17.187	49.932			
23	13.971	49.154	19	7.023	49.342	96	29.178	50.628	55	18.235	49.146			
18	14.870	49.737	3	7.731	48.935	26	29.497	50.317	23	18.602	49.225			
11	15.306	49.889	12	8.285	49.229	80	31.070	50.928	99	19.399	50.097			
8	15.325	49.328	54	8.580	49.043	13	33.622	51.349	8	21.245	49.180			
59	17.078	51.254	77	9.708	49.096	LAP 20 @ 15:17:06.235			18	23.709	49.882			
96	17.304	50.469	40	12.928	49.316	NO	BEHIND	LAP TIME	11	26.162	50.183			
26	19.475	50.751	51	13.693	49.283	4		48.751	59	32.239	50.736			
80	20.182	50.681	99	14.100	49.859	5	4.232	49.027	96	34.822	50.701			
13	21.886	50.641	55	14.493	49.895	34	4.916	49.011	26	35.973	50.522			
57	28.458	52.195	23	15.443	48.954	19	9.551	49.795	80	36.756	50.681			
LAP 15 @ 15:13:02.787			8	18.163	50.015	3	9.726	49.806	13	42.068	51.707			
NO	BEHIND	LAP TIME	18	18.494	49.616	54	10.158	49.468	LAP 23 @ 15:19:32.782					
4		48.460	11	19.321	49.882	12	10.363	49.526	NO	BEHIND	LAP TIME			
5	2.144	48.991	59	23.095	50.602	77	11.203	49.344	4		48.958			
34	3.576	48.936	96	25.361	50.690	40	15.039	49.404	5	4.695	48.895			
19	5.649	49.309	26	25.617	50.591	51	15.210	49.356	34	5.528	49.173			
3	6.908	49.106	80	26.399	50.716	99	16.626	49.656	3	11.447	49.264			
12	7.010	49.503	13	28.770	50.888	55	16.884	49.377	54	11.740	49.108			
54	7.670	49.009	57	43.230	55.889	23	17.120	49.323	12	12.781	49.611			
77	8.750	49.113	LAP 18 @ 15:15:28.632			8	20.378	49.413	77	13.020	49.630			
40	11.454	49.305	NO	BEHIND	LAP TIME	18	21.559	49.851	19	15.079	49.649			
99	11.950	49.639	4		48.654	11	23.314	50.075	51	16.566	49.041			
51	12.218	49.813	5	3.716	49.271	59	28.593	50.331	40	17.760	49.531			
55	12.466	49.838	34	4.588	48.893	96	31.154	50.727	55	18.490	49.213			
23	14.667	49.156	19	7.753	49.384	26	32.489	51.743	23	18.728	49.084			
8	16.185	49.320	3	8.113	49.036	80	33.026	50.707	99	20.491	50.050			
18	16.328	49.918	12	8.908	49.277	13	36.516	51.645	8	21.656	49.369			
11	16.825	49.979	54	9.047	49.121	LAP 21 @ 15:17:55.038			18	24.854	50.103			
59	19.089	50.471	77	10.238	49.184	NO	BEHIND	LAP TIME	11	27.681	50.477			
96	19.588	50.744	40	13.601	49.327	4		48.803	59	33.820	50.539			
26	21.769	50.754							96	36.369	50.505			
80	22.326	50.604												

Weather / Track : Bright / Dry

Results can be found at www.tsl-timing.com

Page 2 of 2

Knockhill: 1.2669 miles
Date: 18/06/2023 Start: 15:00 Finish: 15:20

Printed - 15:23 Sunday, 18 June 2023

MCRCB BULLETIN TK338

2023 Bennetts British Superbike Championship - Round 4

2023 Pirelli National Superstock with Santander Consumer Finance

RACE 2 - POSITION CHART

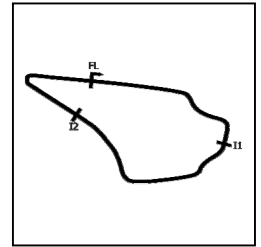
No	Name	Lap																								
		Pos	1	2	3	4	5	6	7	8	9	10	11	12	13	14	15	16	17	18	19	20	21	22	23	24
4	LINFOOT	1	5	5	5	4	4	4	4	4	4	4	4	4	4	4	4	4	4	4	4	4	4	4	4	4
5	KERR	2	4	4	4	5	5	5	5	5	5	5	5	5	5	5	5	5	5	5	5	5	5	5	5	5
8	ROLLO	3	34	34	8	34	34	34	34	34	34	34	34	34	34	34	34	34	34	34	34	34	34	34	34	34
75	OLSEN	4	8	8	34	8	8	8	8	75	75	75	19	19	19	19	19	19	19	19	19	19	19	19	3	3
34	SEELEY	5	75	75	75	75	75	75	75	8	8	8	12	12	12	12	3	3	3	3	3	3	3	3	54	54
19	TALBOT	6	19	19	19	19	19	19	19	19	19	19	3	3	3	3	12	12	12	12	54	54	54	12	12	
54	BOURNE	7	54	54	54	54	54	54	54	12	12	12	54	54	54	54	54	54	54	54	12	12	12	77	77	
55	BEECH	8	55	12	12	12	12	12	12	3	3	3	77	77	77	77	77	77	77	77	77	77	77	19	19	
12	HEDGER	9	12	55	3	3	3	3	3	77	77	54	99	99	99	40	40	40	40	40	40	40	51	51	51	
3	McCONNELL	10	3	3	23	23	23	77	77	54	54	77	40	40	40	99	99	99	51	51	51	51	40	40	40	
23	ALLINGHAM	11	40	23	55	55	55	99	99	99	99	99	51	51	51	51	51	51	99	99	99	99	55	55	55	
40	FRANCIS	12	23	77	77	77	77	40	40	40	40	40	55	55	55	55	55	55	55	55	55	55	99	23	23	
77	HARRAN	13	51	40	99	99	99	51	51	51	51	59	18	23	23	23	23	23	23	23	23	23	23	99	99	
18	WINFIELD	14	77	99	40	40	40	59	59	59	55	18	59	18	18	8	8	8	8	8	8	8	8	8	8	
51	ELLIOTT	15	99	59	51	51	51	11	11	55	59	11	23	11	11	18	18	18	18	18	18	18	18	18	18	
11	REID	16	59	51	59	59	59	18	55	55	18	18	23	11	59	8	11	11	11	11	11	11	11	11	11	
99	LUXTON	17	11	11	11	11	11	55	18	18	11	11	96	96	8	59	59	59	59	59	59	59	59	59	59	
59	TRUELOVE	18	96	96	18	18	18	96	96	96	96	23	8	8	96	96	96	96	96	96	96	96	96	96	96	
96	SMITH	19	26	18	96	96	96	26	26	26	23	96	26	26	26	26	26	26	26	26	26	26	26	26	26	
17	WHELAN	20	18	26	26	26	26	80	80	23	26	26	80	80	80	80	80	80	80	80	80	80	80	80	80	
26	MOORE	21	45	45	80	80	80	13	23	80	80	80	13	13	13	13	13	13	13	13	13	13	13	13	13	
57	WHITE	22	80	80	13	13	13	57	13	13	13	13	57	57	57	57	57	57	57	57	57	57	57	57	57	
13	PATERSON	23	17	17	57	57	57	23	57	57	57	57	57	57	57	57	57	57	57	57	57	57	57	57	57	
45	SWANN	24	13	13																						
80	BEY	25	57	57																						

MCRCB BULLETIN TK339

2023 Bennetts British Superbike Championship - Round 4

2023 Pirelli National Superstock with Santander Consumer Finance

RACE 2 - SECTOR ANALYSIS

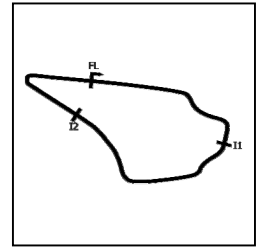


SECTOR 1 = FL to I1, SECTOR 2 = I1 to I2, SECTOR 3 = I2 to FL, DIFF = Difference To Personal Best Lap, P = Crossed Finish Line in Pit Lane, D = Time Disallowed

P1 4		Dan LINFOOT				Honda - Optimum Bikes Racing Ltd			
IDEAL LAP TIME : 48.078		BEST LAP TIME : 48.167				DIFFERENCE : 0.089			
LAP	SECTOR 1	SECTOR 2		SECTOR 3		LAP TIME	MPH	DIFF	TIME OF DAY
1 -		19.068	144.0	13.611	137.5	51.326	88.86	3.159	15:01:09.701
2 -	16.181	18.979	144.9	13.467	136.3	48.627	93.79	0.460	15:01:58.328
3 -	16.053	18.842	146.2	13.524	135.0	48.419	94.20	0.252	15:02:46.747
4 -	16.097	18.915	143.7	15.945	80.9	50.957	89.50	2.790	15:03:37.704
5 -	19.894	20.275	128.0	16.091	108.9	56.260	81.07	8.093	15:04:33.964
6 -	21.079	24.454	101.2	17.302	89.3	1:02.835	72.58	14.668	15:05:36.799
7 -	20.030	24.232	113.9	14.222	136.3	58.484	77.98	10.317	15:06:35.283
8 -	16.154	18.957	143.3	13.427	136.9	48.538	93.96	0.371	15:07:23.821
9 -	15.951	18.927	143.7	13.418	135.2	48.296 (2)	94.44	0.129	15:08:12.117
10 -	16.001	18.809	144.9	13.357	137.2	48.167 (1)	94.69		15:09:00.284
11 -	15.944	18.936	143.3	13.548	136.6	48.428	94.18	0.261	15:09:48.712
12 -	15.912	18.842	143.0	13.588	135.0	48.342 (3)	94.35	0.175	15:10:37.054
13 -	16.097	19.128	143.3	13.460	135.8	48.685	93.68	0.518	15:11:25.739
14 -	16.051	19.067	144.6	13.470	135.0	48.588	93.87	0.421	15:12:14.327
15 -	16.025	19.009	143.7	13.426	135.2	48.460	94.12	0.293	15:13:02.787
16 -	16.022	19.017	143.3	13.517	136.1	48.556	93.93	0.389	15:13:51.343
17 -	16.059	19.084	139.8	13.492	136.3	48.635	93.78	0.468	15:14:39.978
18 -	16.065	19.100	143.3	13.489	136.6	48.654	93.74	0.487	15:15:28.632
19 -	16.142	19.152	142.4	13.558	135.5	48.852	93.36	0.685	15:16:17.484
20 -	16.145	19.057	142.1	13.549	136.3	48.751	93.55	0.584	15:17:06.235
21 -	16.203	19.083	143.0	13.517	136.9	48.803	93.45	0.636	15:17:55.038
22 -	16.128	19.143	142.7	13.515	136.9	48.786	93.49	0.619	15:18:43.824
23 -	16.147	19.163	141.8	13.648	135.2	48.958	93.16	0.791	15:19:32.782
24 -	16.150	19.196	142.4	13.656	130.0	49.002	93.08	0.835	15:20:21.784

P2 5		Richard KERR				Honda - AMD Motorsport			
IDEAL LAP TIME : 48.144		BEST LAP TIME : 48.341				DIFFERENCE : 0.197			
LAP	SECTOR 1	SECTOR 2		SECTOR 3		LAP TIME	MPH	DIFF	TIME OF DAY
1 -		19.042	141.8	13.607	133.9	50.943	89.53	2.602	15:01:09.318
2 -	16.224	19.046	141.8	13.506	134.2	48.776	93.51	0.435	15:01:58.094
3 -	16.051	18.933	141.5	13.531	133.9	48.515 (3)	94.01	0.174	15:02:46.609
4 -	16.537	18.965	143.0	15.695	79.1	51.197	89.08	2.856	15:03:37.806
5 -	20.943	20.776	116.1	15.421	127.3	57.140	79.82	8.799	15:04:34.946
6 -	20.330	24.384	97.5	17.297	90.8	1:02.011	73.55	13.670	15:05:36.957
7 -	20.127	24.241	114.9	14.294	136.1	58.662	77.75	10.321	15:06:35.619
8 -	16.187	18.966	142.1	13.406	136.3	48.559	93.92	0.218	15:07:24.178
9 -	15.973	18.805	143.7	13.563	136.6	48.341 (1)	94.35		15:08:12.519
10 -	16.034	18.945	142.7	13.366	135.5	48.345 (2)	94.34	0.004	15:09:00.864
11 -	15.996	18.878	141.2	14.113	132.3	48.987	93.10	0.646	15:09:49.851
12 -	16.073	18.983	141.8	13.569	135.5	48.625	93.80	0.284	15:10:38.476
13 -	16.129	18.984	140.3	13.522	135.2	48.635	93.78	0.294	15:11:27.111
14 -	16.148	19.147	140.9	13.534	134.7	48.829	93.40	0.488	15:12:15.940
15 -	16.249	19.124	141.2	13.618	135.2	48.991	93.10	0.650	15:13:04.931
16 -	16.249	19.270	141.2	13.598	135.8	49.117	92.86	0.776	15:13:54.048
17 -	16.254	19.204	140.6	13.571	136.1	49.029	93.02	0.688	15:14:43.077
18 -	16.392	19.175	141.2	13.704	136.1	49.271	92.57	0.930	15:15:32.348
19 -	16.235	19.172	139.8	13.685	134.4	49.092	92.90	0.751	15:16:21.440
20 -	16.293	19.232	140.6	13.502	135.0	49.027	93.03	0.686	15:17:10.467
21 -	16.238	19.187	140.6	13.657	134.4	49.082	92.92	0.741	15:17:59.549
22 -	16.249	19.210	140.9	13.574	136.1	49.033	93.02	0.692	15:18:48.582
23 -	16.211	19.157	140.3	13.527	134.7	48.895	93.28	0.554	15:19:37.477
24 -	16.195	19.096	140.6	13.637	133.9	48.928	93.22	0.587	15:20:26.405

RACE 2 - SECTOR ANALYSIS

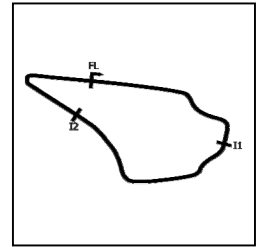


SECTOR 1 = FL to I1, SECTOR 2 = I1 to I2, SECTOR 3 = I2 to FL, DIFF = Difference To Personal Best Lap, P = Crossed Finish Line in Pit Lane, D = Time Disallowed

P3 34		Alastair SEELEY				BMW - SYNETIQ BMW Motorrad			
IDEAL LAP TIME : 48.528		BEST LAP TIME : 48.586				DIFFERENCE : 0.058			
LAP	SECTOR 1	SECTOR 2		SECTOR 3		LAP TIME	MPH	DIFF	TIME OF DAY
1 -		19.199	144.9	13.423	141.5	51.585	88.41	2.999	15:01:09.960
2 -	16.317	19.210	144.6	13.481	138.9	49.008	93.06	0.422	15:01:58.968
3 -	16.436	19.163	143.7	13.519	141.2	49.118	92.86	0.532	15:02:48.086
4 -	16.291	19.263	141.8	15.588	91.5	51.142	89.18	2.556	15:03:39.228
5 -	20.276	20.410	119.4	15.554	121.7	56.240	81.10	7.654	15:04:35.468
6 -	20.239	24.513	101.3	17.173	94.9	1:01.925	73.65	13.339	15:05:37.393
7 -	20.024	24.241	119.1	14.029	140.9	58.294	78.24	9.708	15:06:35.687
8 -	16.439	19.116	144.3	13.387	140.1	48.942	93.19	0.356	15:07:24.629
9 -	16.230	18.980	145.2	13.376	140.1	48.586 (1)	93.87		15:08:13.215
10 -	16.344	19.047	143.0	13.332	141.5	48.723 (2)	93.61	0.137	15:09:01.938
11 -	16.216	19.107	143.7	13.405	138.6	48.728 (3)	93.60	0.142	15:09:50.666
12 -	16.259	19.138	143.3	13.467	139.5	48.864	93.34	0.278	15:10:39.530
13 -	16.352	19.076	143.3	13.461	140.3	48.889	93.29	0.303	15:11:28.419
14 -	16.351	19.188	141.8	13.469	140.1	49.008	93.06	0.422	15:12:17.427
15 -	16.234	19.295	143.3	13.407	140.1	48.936	93.20	0.350	15:13:06.363
16 -	16.280	19.190	143.0	13.437	141.2	48.907	93.26	0.321	15:13:55.270
17 -	16.306	19.215	144.6	13.536	140.1	49.057	92.97	0.471	15:14:44.327
18 -	16.355	19.194	142.7	13.344	141.8	48.893	93.28	0.307	15:15:33.220
19 -	16.233	19.257	144.0	13.430	138.9	48.920	93.23	0.334	15:16:22.140
20 -	16.282	19.246	140.6	13.483	139.8	49.011	93.06	0.425	15:17:11.151
21 -	16.314	19.195	144.3	13.544	139.5	49.053	92.98	0.467	15:18:00.204
22 -	16.271	19.209	144.9	13.453	139.5	48.933	93.21	0.347	15:18:49.137
23 -	16.394	19.337	144.0	13.442	138.9	49.173	92.75	0.587	15:19:38.310
24 -	16.390	19.390	142.1	13.637	139.2	49.417	92.29	0.831	15:20:27.727

P4 3		Billy McCONNELL				Honda - C&L Fairburn Properties Jackson Racing			
IDEAL LAP TIME : 48.646		BEST LAP TIME : 48.832				DIFFERENCE : 0.186			
LAP	SECTOR 1	SECTOR 2		SECTOR 3		LAP TIME	MPH	DIFF	TIME OF DAY
1 -		19.602	140.6	14.367	130.5	53.962	84.52	5.130	15:01:12.337
2 -	16.802	19.417	142.4	13.664	134.4	49.883	91.43	1.051	15:02:02.220
3 -	16.405	19.255	143.7	13.752	135.5	49.412	92.30	0.580	15:02:51.632
4 -	16.340	19.356	138.9	14.650	92.6	50.346	90.59	1.514	15:03:41.978
5 -	19.881	19.841	133.6	15.437	132.1	55.159	82.69	6.327	15:04:37.137
6 -	19.827	24.719	117.5	16.839	95.3	1:01.385	74.30	12.553	15:05:38.522
7 -	20.773	23.663	95.0	14.398	136.1	58.834	77.52	10.002	15:06:37.356
8 -	16.467	19.137	143.7	13.620	136.3	49.224	92.66	0.392	15:07:26.580
9 -	16.183	18.982	144.6	13.667	135.2	48.832 (1)	93.40		15:08:15.412
10 -	16.194	19.139	143.3	13.502	135.2	48.835 (2)	93.39	0.003	15:09:04.247
11 -	16.280	19.109	142.7	13.600	134.7	48.989	93.10	0.157	15:09:53.236
12 -	16.256	19.108	143.3	13.697	133.4	49.061	92.96	0.229	15:10:42.297
13 -	16.377	19.137	143.0	13.697	133.9	49.211	92.68	0.379	15:11:31.508
14 -	16.362	19.214	142.4	13.505	134.2	49.081	92.93	0.249	15:12:20.589
15 -	16.293	19.164	142.7	13.649	132.6	49.106	92.88	0.274	15:13:09.695
16 -	16.394	19.140	142.1	13.545	133.4	49.079	92.93	0.247	15:13:58.774
17 -	16.325	19.129	142.1	13.481	134.2	48.935 (3)	93.20	0.103	15:14:47.709
18 -	16.282	19.098	141.5	13.656	135.0	49.036	93.01	0.204	15:15:36.745
19 -	16.318	19.339	143.7	13.753	132.8	49.410	92.31	0.578	15:16:26.155
20 -	16.671	19.436	145.2	13.699	132.3	49.806	91.57	0.974	15:17:15.961
21 -	16.515	19.274	143.7	13.742	134.2	49.531	92.08	0.699	15:18:05.492
22 -	16.442	19.426	141.2	13.605	131.3	49.473	92.19	0.641	15:18:54.965
23 -	16.380	19.293	140.9	13.591	132.8	49.264	92.58	0.432	15:19:44.229
24 -	16.297	19.150	140.9	13.621	131.5	49.068	92.95	0.236	15:20:33.297

RACE 2 - SECTOR ANALYSIS

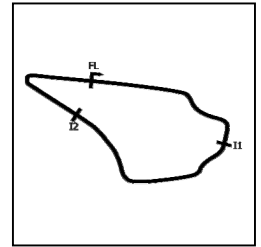


SECTOR 1 = FL to I1, SECTOR 2 = I1 to I2, SECTOR 3 = I2 to FL, DIFF = Difference To Personal Best Lap, P = Crossed Finish Line in Pit Lane, D = Time Disallowed

P5 54 Franco BOURNE		Honda - Marvel HCL Motorsport							
IDEAL LAP TIME : 48.628		BEST LAP TIME : 48.730		DIFFERENCE : 0.102					
LAP	SECTOR 1	SECTOR 2		SECTOR 3		LAP TIME	MPH	DIFF	TIME OF DAY
1 -		19.899	142.7	13.732	135.8	53.235	85.67	4.505	15:01:11.610
2 -	16.391	19.163	143.3	13.480	136.1	49.034	93.01	0.304	15:02:00.644
3 -	16.175	19.073	144.0	13.585	135.5	48.833 (3)	93.40	0.103	15:02:49.477
4 -	16.134	19.604	135.5	16.092	76.8	51.830	88.00	3.100	15:03:41.307
5 -	19.680	19.879	128.3	15.498	134.4	55.057	82.84	6.327	15:04:36.364
6 -	20.220	24.490	103.4	17.110	89.2	1:01.820	73.78	13.090	15:05:38.184
7 -	20.308	24.158	99.1	14.265	136.1	58.731	77.66	10.001	15:06:36.915
8 -	16.302	19.201	144.3	14.887	134.4	50.390	90.51	1.660	15:07:27.305
9 -	16.349	19.230	144.6	13.739	135.8	49.318	92.48	0.588	15:08:16.623
10 -	16.229	19.145	144.9	13.487	136.1	48.861	93.34	0.131	15:09:05.484
11 -	16.165	19.014	142.1	13.551	135.0	48.730 (1)	93.59		15:09:54.214
12 -	16.185	19.031	143.7	13.528	135.2	48.744 (2)	93.57	0.014	15:10:42.958
13 -	16.292	19.170	142.7	13.784	129.8	49.246	92.61	0.516	15:11:32.204
14 -	16.416	19.156	142.4	13.672	135.8	49.244	92.62	0.514	15:12:21.448
15 -	16.237	19.086	142.1	13.686	134.7	49.009	93.06	0.279	15:13:10.457
16 -	16.288	19.219	144.9	13.551	135.2	49.058	92.97	0.328	15:13:59.515
17 -	16.279	19.263	143.0	13.501	137.5	49.043	93.00	0.313	15:14:48.558
18 -	16.313	19.268	143.7	13.540	137.2	49.121	92.85	0.391	15:15:37.679
19 -	16.466	19.256	144.6	13.524	135.5	49.246	92.61	0.516	15:16:26.925
20 -	16.403	19.181	143.0	13.884	137.2	49.468	92.20	0.738	15:17:16.393
21 -	16.454	19.190	143.3	13.804	135.2	49.448	92.24	0.718	15:18:05.841
22 -	16.451	19.528	143.0	13.594	135.5	49.573	92.00	0.843	15:18:55.414
23 -	16.335	19.234	141.2	13.539	136.1	49.108	92.87	0.378	15:19:44.522
24 -	16.354	19.168	141.5	13.660	133.9	49.182	92.73	0.452	15:20:33.704

P6 12 Luke HEDGER		Kawasaki - MAD Racing							
IDEAL LAP TIME : 48.767		BEST LAP TIME : 48.819		DIFFERENCE : 0.052					
LAP	SECTOR 1	SECTOR 2		SECTOR 3		LAP TIME	MPH	DIFF	TIME OF DAY
1 -		19.578	140.6	14.500	133.6	53.926	84.58	5.107	15:01:12.301
2 -	16.524	19.354	140.1	13.713	135.2	49.591	91.97	0.772	15:02:01.892
3 -	16.419	19.240	140.9	13.679	134.2	49.338	92.44	0.519	15:02:51.230
4 -	16.312	19.117	140.9	14.698	74.4	50.127	90.99	1.308	15:03:41.357
5 -	19.977	19.777	133.1	15.720	133.4	55.474	82.22	6.655	15:04:36.831
6 -	19.860	24.706	107.7	16.842	85.8	1:01.408	74.27	12.589	15:05:38.239
7 -	20.614	23.848	100.6	14.545	136.1	59.007	77.29	10.188	15:06:37.246
8 -	16.390	19.084	143.3	13.551	136.9	49.025	93.03	0.206	15:07:26.271
9 -	16.262	19.072	142.1	13.558	136.3	48.892 (2)	93.28	0.073	15:08:15.163
10 -	16.205	19.049	142.7	13.565	136.1	48.819 (1)	93.42		15:09:03.982
11 -	16.285	19.115	141.5	13.672	135.5	49.072	92.94	0.253	15:09:53.054
12 -	16.236	19.127	140.9	13.707	135.0	49.070	92.95	0.251	15:10:42.124
13 -	16.398	19.152	141.2	13.608	135.8	49.158	92.78	0.339	15:11:31.282
14 -	16.322	19.155	141.5	13.535	135.5	49.012 (3)	93.06	0.193	15:12:20.294
15 -	16.403	19.233	140.3	13.867	136.6	49.503	92.13	0.684	15:13:09.797
16 -	16.573	19.112	142.4	13.552	135.5	49.237	92.63	0.418	15:13:59.034
17 -	16.458	19.258	142.4	13.513	135.8	49.229	92.65	0.410	15:14:48.263
18 -	16.370	19.319	140.9	13.588	135.2	49.277	92.56	0.458	15:15:37.540
19 -	16.481	19.329	141.5	13.722	136.1	49.532	92.08	0.713	15:16:27.072
20 -	16.690	19.271	142.4	13.565	136.6	49.526	92.09	0.707	15:17:16.598
21 -	16.645	19.306	142.1	13.666	136.1	49.617	91.92	0.798	15:18:06.215
22 -	16.625	19.550	143.0	13.562	135.5	49.737	91.70	0.918	15:18:55.952
23 -	16.556	19.382	140.6	13.673	135.0	49.611	91.93	0.792	15:19:45.563
24 -	16.683	19.475	138.0	13.695	134.4	49.853	91.49	1.034	15:20:35.416

RACE 2 - SECTOR ANALYSIS

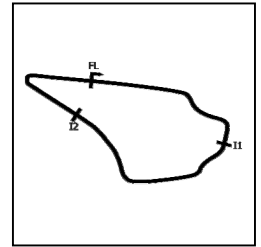


SECTOR 1 = FL to I1, SECTOR 2 = I1 to I2, SECTOR 3 = I2 to FL, DIFF = Difference To Personal Best Lap, P = Crossed Finish Line in Pit Lane, D = Time Disallowed

P7 77		Brent HARRAN				Honda - Optimum Bikes Racing Ltd			
IDEAL LAP TIME : 48.856		BEST LAP TIME : 49.053				DIFFERENCE : 0.197			
LAP	SECTOR 1	SECTOR 2		SECTOR 3		LAP TIME	MPH	DIFF	TIME OF DAY
1 -		19.940	140.6	14.124	137.2	54.591	83.55	5.538	15:01:12.966
2 -	16.847	19.428	143.0	13.758	138.0	50.033	91.16	0.980	15:02:02.999
3 -	16.395	19.316	142.7	13.720	136.1	49.431	92.27	0.378	15:02:52.430
4 -	16.466	19.541	135.2	15.593	89.4	51.600	88.39	2.547	15:03:44.030
5 -	19.865	19.880	138.6	14.776	124.7	54.521	83.65	5.468	15:04:38.551
6 -	18.981	24.756	119.6	18.905	109.2	1:02.642	72.81	13.589	15:05:41.193
7 -	18.598	23.343	97.9	14.454	137.5	56.395	80.87	7.342	15:06:37.588
8 -	16.425	19.191	144.0	13.794	136.9	49.410	92.31	0.357	15:07:26.998
9 -	16.288	19.278	141.5	13.770	136.6	49.336	92.44	0.283	15:08:16.334
10 -	16.289	19.164	143.3	13.777	133.9	49.230	92.64	0.177	15:09:05.564
11 -	16.425	19.151	143.0	13.810	135.8	49.386	92.35	0.333	15:09:54.950
12 -	16.289	19.225	142.4	13.726	134.4	49.240	92.63	0.187	15:10:44.190
13 -	16.255	19.207	142.4	13.614	136.9	49.076 (2)	92.93	0.023	15:11:33.266
14 -	16.249	19.205	142.7	13.704	135.2	49.158	92.78	0.105	15:12:22.424
15 -	16.242	19.271	141.2	13.600	136.1	49.113	92.86	0.060	15:13:11.537
16 -	16.303	19.249	143.3	13.501	136.6	49.053 (1)	92.98		15:14:00.590
17 -	16.240	19.286	143.3	13.570	136.1	49.096 (3)	92.90	0.043	15:14:49.686
18 -	16.268	19.354	143.0	13.562	135.2	49.184	92.73	0.131	15:15:38.870
19 -	16.304	19.258	141.2	13.662	136.3	49.224	92.66	0.171	15:16:28.094
20 -	16.254	19.272	142.7	13.818	135.8	49.344	92.43	0.291	15:17:17.438
21 -	16.307	19.115	143.7	13.741	136.6	49.163	92.77	0.110	15:18:06.601
22 -	16.455	19.483	143.3	13.633	136.9	49.571	92.01	0.518	15:18:56.172
23 -	16.487	19.313	143.0	13.830	135.0	49.630	91.90	0.577	15:19:45.802
24 -	16.621	19.371	137.5	13.769	133.9	49.761	91.66	0.708	15:20:35.563

P8 19		Joe TALBOT				Honda - JR Performance Racing			
IDEAL LAP TIME : 48.577		BEST LAP TIME : 48.653				DIFFERENCE : 0.076			
LAP	SECTOR 1	SECTOR 2		SECTOR 3		LAP TIME	MPH	DIFF	TIME OF DAY
1 -		19.433	144.3	13.675	137.2	52.534	86.82	3.881	15:01:10.909
2 -	16.345	19.055	144.6	13.480	136.3	48.880 (3)	93.31	0.227	15:01:59.789
3 -	16.212	19.179	144.3	13.546	136.6	48.937	93.20	0.284	15:02:48.726
4 -	16.209	19.292	141.5	16.132	77.8	51.633	88.33	2.980	15:03:40.359
5 -	19.929	20.118	126.1	15.633	131.8	55.680	81.91	7.027	15:04:36.039
6 -	20.352	24.407	108.7	17.180	91.1	1:01.939	73.63	13.286	15:05:37.978
7 -	20.259	24.107	109.6	14.176	136.6	58.542	77.91	9.889	15:06:36.520
8 -	16.390	19.113	144.0	13.569	135.8	49.072	92.94	0.419	15:07:25.592
9 -	16.242	19.075	143.3	13.369	136.6	48.686 (2)	93.68	0.033	15:08:14.278
10 -	16.167	19.131	144.6	13.355	136.9	48.653 (1)	93.74		15:09:02.931
11 -	16.258	19.159	143.7	13.474	134.7	48.891	93.29	0.238	15:09:51.822
12 -	16.401	19.096	141.5	13.596	134.2	49.093	92.90	0.440	15:10:40.915
13 -	16.403	19.240	142.1	13.528	135.5	49.171	92.76	0.518	15:11:30.086
14 -	16.351	19.207	142.4	13.483	135.5	49.041	93.00	0.388	15:12:19.127
15 -	16.439	19.359	142.4	13.511	135.2	49.309	92.50	0.656	15:13:08.436
16 -	16.458	19.276	143.7	13.489	135.8	49.223	92.66	0.570	15:13:57.659
17 -	16.423	19.361	143.0	13.558	135.2	49.342	92.43	0.689	15:14:47.001
18 -	16.469	19.234	142.4	13.681	134.4	49.384	92.36	0.731	15:15:36.385
19 -	16.492	19.365	142.7	13.749	134.4	49.606	91.94	0.953	15:16:25.991
20 -	16.792	19.397	142.4	13.606	135.0	49.795	91.59	1.142	15:17:15.786
21 -	16.525	19.312	142.1	13.737	134.7	49.574	92.00	0.921	15:18:05.360
22 -	16.571	22.601	140.1	13.680	135.5	52.852	86.29	4.199	15:18:58.212
23 -	16.568	19.441	141.5	13.640	134.7	49.649	91.86	0.996	15:19:47.861
24 -	16.561	19.439	141.5	13.667	135.0	49.667	91.83	1.014	15:20:37.528

RACE 2 - SECTOR ANALYSIS

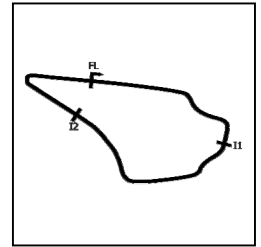


SECTOR 1 = FL to I1, SECTOR 2 = I1 to I2, SECTOR 3 = I2 to FL, DIFF = Difference To Personal Best Lap, P = Crossed Finish Line in Pit Lane, D = Time Disallowed

P9 51		Brayden ELLIOTT				Kawasaki - DAO Racing			
IDEAL LAP TIME : 48.932		BEST LAP TIME : 49.041				DIFFERENCE : 0.109			
LAP	SECTOR 1	SECTOR 2		SECTOR 3		LAP TIME	MPH	DIFF	TIME OF DAY
1 -		19.768	142.4	14.099	134.2	54.499	83.69	5.458	15:01:12.874
2 -	17.250	19.605	142.1	14.383	130.0	51.238	89.01	2.197	15:02:04.112
3 -	17.073	19.467	140.3	13.905	131.3	50.445	90.41	1.404	15:02:54.557
4 -	16.349	19.396	133.6	15.041	93.8	50.786	89.81	1.745	15:03:45.343
5 -	19.736	19.993	133.9	14.311	129.8	54.040	84.40	4.999	15:04:39.383
6 -	18.773	25.322	120.9	18.445	105.5	1:02.540	72.93	13.499	15:05:41.923
7 -	19.147	22.918	107.5	14.437	135.0	56.502	80.72	7.461	15:06:38.425
8 -	16.597	19.391	142.4	13.905	133.4	49.893	91.41	0.852	15:07:28.318
9 -	16.454	19.233	142.4	13.711	134.4	49.398	92.33	0.357	15:08:17.716
10 -	16.314	19.137	143.0	13.722	133.9	49.173 (3)	92.75	0.132	15:09:06.889
11 -	16.351	19.224	142.4	13.985	133.1	49.560	92.03	0.519	15:09:56.449
12 -	16.360	19.208	140.9	13.791	134.2	49.359	92.40	0.318	15:10:45.808
13 -	16.461	19.400	141.2	13.671	135.0	49.532	92.08	0.491	15:11:35.340
14 -	16.614	19.365	141.8	13.873	132.8	49.852	91.49	0.811	15:12:25.192
15 -	16.703	19.308	142.7	13.802	134.7	49.813	91.56	0.772	15:13:15.005
16 -	16.455	19.253	142.4	13.675	134.2	49.383	92.36	0.342	15:14:04.388
17 -	16.495	19.148	141.8	13.640	133.6	49.283	92.54	0.242	15:14:53.671
18 -	16.285	19.230	140.9	13.576	133.9	49.091 (2)	92.91	0.050	15:15:42.762
19 -	16.316	19.350	141.2	13.661	133.1	49.327	92.46	0.286	15:16:32.089
20 -	16.437	19.200	141.8	13.719	134.2	49.356	92.41	0.315	15:17:21.445
21 -	16.489	19.239	142.1	13.804	130.0	49.532	92.08	0.491	15:18:10.977
22 -	16.389	19.295	136.6	13.646	133.6	49.330	92.46	0.289	15:19:00.307
23 -	16.232	19.124	140.1	13.685	132.3	49.041 (1)	93.00		15:19:49.348
24 -	16.370	19.381	138.0	13.801	133.1	49.552	92.04	0.511	15:20:38.900

P10 40		Joe FRANCIS				Kawasaki - STAUFF Fluid Power / GR Motosport			
IDEAL LAP TIME : 49.164		BEST LAP TIME : 49.230				DIFFERENCE : 0.066			
LAP	SECTOR 1	SECTOR 2		SECTOR 3		LAP TIME	MPH	DIFF	TIME OF DAY
1 -		19.878	143.7	14.023	135.0	54.148	84.23	4.918	15:01:12.523
2 -	17.459	19.628	143.3	14.015	133.9	51.102	89.25	1.872	15:02:03.625
3 -	16.545	19.370	143.0	13.858	134.7	49.773	91.63	0.543	15:02:53.398
4 -	16.702	19.766	136.9	14.808	101.3	51.276	88.95	2.046	15:03:44.674
5 -	20.162	19.961	141.5	14.248	125.2	54.371	83.88	5.141	15:04:39.045
6 -	18.861	25.190	122.6	18.510	107.3	1:02.561	72.90	13.331	15:05:41.606
7 -	19.198	22.918	99.5	14.537	134.7	56.653	80.50	7.423	15:06:38.259
8 -	16.597	19.481	142.1	13.622	135.2	49.700	91.77	0.470	15:07:27.959
9 -	16.485	19.262	142.7	13.618	135.8	49.365	92.39	0.135	15:08:17.324
10 -	16.433	19.252	143.0	13.545	135.8	49.230 (1)	92.64		15:09:06.554
11 -	16.475	19.310	142.4	13.768	133.6	49.553	92.04	0.323	15:09:56.107
12 -	16.483	19.309	142.4	13.647	133.9	49.439	92.25	0.209	15:10:45.546
13 -	16.553	19.375	142.7	13.726	132.1	49.654	91.85	0.424	15:11:35.200
14 -	16.615	19.333	141.8	13.788	131.8	49.736	91.70	0.506	15:12:24.936
15 -	16.367	19.313	140.9	13.625	132.8	49.305 (2)	92.50	0.075	15:13:14.241
16 -	16.434	19.301	140.1	13.614	133.1	49.349	92.42	0.119	15:14:03.590
17 -	16.403	19.348	141.8	13.565	132.6	49.316 (3)	92.48	0.086	15:14:52.906
18 -	16.432	19.334	140.6	13.561	132.3	49.327	92.46	0.097	15:15:42.233
19 -	16.533	19.442	140.6	13.662	132.6	49.637	91.88	0.407	15:16:31.870
20 -	16.415	19.312	140.6	13.677	131.8	49.404	92.32	0.174	15:17:21.274
21 -	16.471	19.357	140.3	13.977	129.3	49.805	91.57	0.575	15:18:11.079
22 -	16.895	19.395	140.9	13.642	133.6	49.932	91.34	0.702	15:19:01.011
23 -	16.369	19.408	140.6	13.754	133.1	49.531	92.08	0.301	15:19:50.542
24 -	16.546	19.617	140.6	13.863	132.3	50.026	91.17	0.796	15:20:40.568

RACE 2 - SECTOR ANALYSIS



SECTOR 1 = FL to I1, SECTOR 2 = I1 to I2, SECTOR 3 = I2 to FL, DIFF = Difference To Personal Best Lap, P = Crossed Finish Line in Pit Lane, D = Time Disallowed

P11 55		Ash BEECH				Honda - Jones Dorling Racing			
IDEAL LAP TIME : 48.919		BEST LAP TIME : 49.140				DIFFERENCE : 0.221			
LAP	SECTOR 1	SECTOR 2		SECTOR 3		LAP TIME	MPH	DIFF	TIME OF DAY
1 -		19.927	141.8	13.984	133.9	53.902	84.61	4.762	15:01:12.277
2 -	16.723	19.370	142.4	13.643	133.6	49.736	91.70	0.596	15:02:02.013
3 -	16.447	19.267	143.3	14.561	133.4	50.275	90.72	1.135	15:02:52.288
4 -	16.384	19.464	140.1	15.324	92.1	51.172	89.13	2.032	15:03:43.460
5 -	20.121	19.994	140.3	14.804	120.9	54.919	83.05	5.779	15:04:38.379
6 -	18.996	24.701	117.7	20.647	105.1	1:04.344	70.88	15.204	15:05:42.723
7 -	19.785	21.964	107.3	14.717	135.8	56.466	80.77	7.326	15:06:39.189
8 -	16.592	19.488	144.0	13.770	136.3	49.850	91.49	0.710	15:07:29.039
9 -	16.632	19.556	142.7	13.711	134.2	49.899	91.40	0.759	15:08:18.938
10 -	16.478	19.555	140.1	13.555	134.2	49.588	91.98	0.448	15:09:08.526
11 -	16.371	19.301	141.2	13.680	135.0	49.352	92.42	0.212	15:09:57.878
12 -	16.231	19.225	140.9	13.712	133.9	49.168 (3)	92.76	0.028	15:10:47.046
13 -	16.331	19.272	141.2	13.626	133.6	49.229	92.65	0.089	15:11:36.275
14 -	16.251	19.133	144.0	13.756	130.5	49.140 (1)	92.81		15:12:25.415
15 -	16.708	19.452	143.3	13.678	135.0	49.838	91.51	0.698	15:13:15.253
16 -	16.378	19.317	143.0	13.628	135.8	49.323	92.47	0.183	15:14:04.576
17 -	16.593	19.532	142.1	13.770	132.6	49.895	91.41	0.755	15:14:54.471
18 -	16.519	19.403	139.8	14.013	128.8	49.935	91.34	0.795	15:15:44.406
19 -	16.459	19.300	141.2	13.577	134.2	49.336	92.44	0.196	15:16:33.742
20 -	16.440	19.225	143.0	13.712	133.1	49.377	92.37	0.237	15:17:23.119
21 -	16.493	19.590	142.1	13.711	132.3	49.794	91.59	0.654	15:18:12.913
22 -	16.338	19.205	141.2	13.603	133.1	49.146 (2)	92.80	0.006	15:19:02.059
23 -	16.379	19.175	140.6	13.659	132.3	49.213	92.68	0.073	15:19:51.272
24 -	16.356	19.350	140.9	13.723	133.9	49.429	92.27	0.289	15:20:40.701

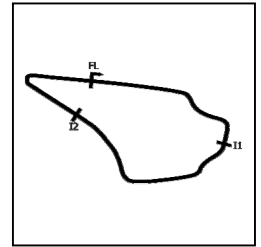
P12 23		David ALLINGHAM				Honda - SMS Racing			
IDEAL LAP TIME : 48.801		BEST LAP TIME : 48.954				DIFFERENCE : 0.153			
LAP	SECTOR 1	SECTOR 2		SECTOR 3		LAP TIME	MPH	DIFF	TIME OF DAY
1 -		19.832	143.3	14.032	136.9	54.245	84.08	5.291	15:01:12.620
2 -	16.823	19.249	144.9	13.707	138.0	49.779	91.62	0.825	15:02:02.399
3 -	16.537	19.258	144.3	13.767	136.3	49.562	92.02	0.608	15:02:51.961
4 -	16.285	19.117	144.3	15.362	101.0	50.764	89.84	1.810	15:03:42.725
5 -	20.638	20.046	140.9	14.732	133.9	55.416	82.30	6.462	15:04:38.141
6 -	19.039	24.707	119.8	26.589	88.1	1:10.335	64.84	21.381	15:05:48.476
7 -	18.165	19.732	139.2	14.349	137.5	52.246	87.30	3.292	15:06:40.722
8 -	16.888	19.625	141.5	13.597	138.6	50.110	91.02	1.156	15:07:30.832
9 -	16.483	19.629	144.9	13.475	136.9	49.587	91.98	0.633	15:08:20.419
10 -	16.521	19.381	143.3	13.449	138.6	49.351	92.42	0.397	15:09:09.770
11 -	16.349	19.285	145.8	13.942	137.7	49.576	92.00	0.622	15:09:59.346
12 -	16.554	19.361	138.9	14.067	133.9	49.982	91.25	1.028	15:10:49.328
13 -	16.622	19.135	144.9	14.059	133.6	49.816	91.55	0.862	15:11:39.144
14 -	16.291	19.204	143.7	13.659	136.3	49.154	92.79	0.200	15:12:28.298
15 -	16.261	19.229	144.6	13.666	135.5	49.156	92.78	0.202	15:13:17.454
16 -	16.302	19.113	145.2	13.598	135.8	49.013 (2)	93.05	0.059	15:14:06.467
17 -	16.239	19.222	144.9	13.493	136.9	48.954 (1)	93.17		15:14:55.421
18 -	16.270	19.302	144.3	13.663	138.6	49.235	92.63	0.281	15:15:44.656
19 -	16.453	19.255	144.3	13.668	137.5	49.376	92.37	0.422	15:16:34.032
20 -	16.394	19.272	145.2	13.657	136.9	49.323	92.47	0.369	15:17:23.355
21 -	16.497	19.434	140.3	13.915	135.2	49.846	91.50	0.892	15:18:13.201
22 -	16.475	19.287	144.9	13.463	138.3	49.225	92.65	0.271	15:19:02.426
23 -	16.339	19.225	144.6	13.520	137.7	49.084 (3)	92.92	0.130	15:19:51.510
24 -	16.409	19.272	145.2	13.644	139.2	49.325	92.47	0.371	15:20:40.835

MCRCB BULLETIN TK339

2023 Bennetts British Superbike Championship - Round 4

2023 Pirelli National Superstock with Santander Consumer Finance

RACE 2 - SECTOR ANALYSIS

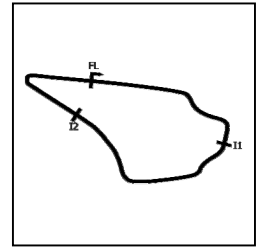


SECTOR 1 = FL to I1, SECTOR 2 = I1 to I2, SECTOR 3 = I2 to FL, DIFF = Difference To Personal Best Lap, P = Crossed Finish Line in Pit Lane, D = Time Disallowed

P13 99		Ben LUXTON				Honda - Ben Luxton Racing			
IDEAL LAP TIME : 49.070		BEST LAP TIME : 49.115				DIFFERENCE : 0.045			
LAP	SECTOR 1	SECTOR 2		SECTOR 3		LAP TIME	MPH	DIFF	TIME OF DAY
1 -		20.121	143.0	14.023	136.9	54.901	83.07	5.786	15:01:13.276
2 -	17.012	19.567	145.5	13.918	135.0	50.497	90.32	1.382	15:02:03.773
3 -	16.539	19.275	144.3	13.637	135.5	49.451 (3)	92.23	0.336	15:02:53.224
4 -	16.504	19.336	142.1	15.080	93.2	50.920	89.57	1.805	15:03:44.144
5 -	20.096	20.043	137.7	14.497	128.3	54.636	83.48	5.521	15:04:38.780
6 -	18.936	24.971	123.1	18.645	112.5	1:02.552	72.91	13.437	15:05:41.332
7 -	19.017	23.192	97.8	14.364	136.9	56.573	80.62	7.458	15:06:37.905
8 -	16.527	19.347	144.0	13.659	134.7	49.533	92.08	0.418	15:07:27.438
9 -	16.454	19.331	144.3	13.550	136.3	49.335 (2)	92.45	0.220	15:08:16.773
10 -	16.411	19.158	146.2	13.546	136.1	49.115 (1)	92.86		15:09:05.888
11 -	16.366	19.342	143.0	13.782	133.4	49.490	92.16	0.375	15:09:55.378
12 -	16.584	19.333	143.7	13.761	135.5	49.678	91.81	0.563	15:10:45.056
13 -	16.660	19.449	143.3	13.678	134.2	49.787	91.61	0.672	15:11:34.843
14 -	16.682	19.377	143.0	14.196	134.4	50.255	90.75	1.140	15:12:25.098
15 -	16.615	19.356	143.7	13.668	135.8	49.639	91.88	0.524	15:13:14.737
16 -	16.461	19.330	143.7	13.691	134.2	49.482	92.17	0.367	15:14:04.219
17 -	16.802	19.429	143.7	13.628	137.5	49.859	91.48	0.744	15:14:54.078
18 -	16.469	19.407	144.3	13.673	135.8	49.549	92.05	0.434	15:15:43.627
19 -	16.569	19.374	142.4	13.635	136.1	49.578	91.99	0.463	15:16:33.205
20 -	16.600	19.460	142.7	13.596	135.5	49.656	91.85	0.541	15:17:22.861
21 -	16.539	19.627	141.8	14.099	133.9	50.265	90.74	1.150	15:18:13.126
22 -	16.850	19.595	142.7	13.652	135.5	50.097	91.04	0.982	15:19:03.223
23 -	16.594	19.618	141.8	13.838	134.2	50.050	91.13	0.935	15:19:53.273
24 -	16.599	19.684	141.2	13.736	135.0	50.019	91.18	0.904	15:20:43.292

P14 8		Lewis ROLLO				Aprilia - IN Competiion / Aprilia			
IDEAL LAP TIME : 48.594		BEST LAP TIME : 48.633				DIFFERENCE : 0.039			
LAP	SECTOR 1	SECTOR 2		SECTOR 3		LAP TIME	MPH	DIFF	TIME OF DAY
1 -		19.094	145.2	13.624	137.7	51.900	87.88	3.267	15:01:10.275
2 -	16.257	19.115	145.2	13.549	136.1	48.921	93.23	0.288	15:01:59.196
3 -	16.314	19.144	145.8	13.364	137.2	48.822 (3)	93.42	0.189	15:02:48.018
4 -	16.473	19.200	144.9	15.696	93.0	51.369	88.79	2.736	15:03:39.387
5 -	20.282	20.360	121.7	15.785	127.8	56.427	80.83	7.794	15:04:35.814
6 -	20.095	24.372	105.3	17.137	94.2	1:01.604	74.03	12.971	15:05:37.418
7 -	20.350	24.178	111.4	14.109	136.9	58.637	77.78	10.004	15:06:36.055
8 -	16.535	19.215	145.8	13.457	136.9	49.207	92.69	0.574	15:07:25.262
9 -	16.269	18.996	145.5	13.368	136.9	48.633 (1)	93.78		15:08:13.895
10 -	16.240	19.093	145.2	13.358	136.9	48.691 (2)	93.67	0.058	15:09:02.586
11 -	16.252	19.068	146.8	23.558	130.8	58.878	77.46	10.245	15:10:01.464
12 -	16.487	19.300	144.3	13.570	136.9	49.357	92.41	0.724	15:10:50.821
13 -	16.354	19.490	144.9	13.659	136.9	49.503	92.13	0.870	15:11:40.324
14 -	16.467	19.173	146.2	13.688	136.3	49.328	92.46	0.695	15:12:29.652
15 -	16.424	19.194	144.0	13.702	135.2	49.320	92.47	0.687	15:13:18.972
16 -	16.313	19.328	145.2	13.513	135.0	49.154	92.79	0.521	15:14:08.126
17 -	16.428	19.415	144.9	14.172	134.2	50.015	91.19	1.382	15:14:58.141
18 -	16.594	19.350	144.0	13.578	134.2	49.522	92.10	0.889	15:15:47.663
19 -	16.600	19.334	144.6	13.603	134.4	49.537	92.07	0.904	15:16:37.200
20 -	16.506	19.330	145.2	13.577	134.2	49.413	92.30	0.780	15:17:26.613
21 -	16.440	19.317	144.3	13.519	135.0	49.276	92.56	0.643	15:18:15.889
22 -	16.434	19.293	145.8	13.453	135.5	49.180	92.74	0.547	15:19:05.069
23 -	16.432	19.276	144.6	13.661	135.0	49.369	92.38	0.736	15:19:54.438
24 -	16.455	19.360	142.7	13.778	131.3	49.593	91.97	0.960	15:20:44.031

RACE 2 - SECTOR ANALYSIS

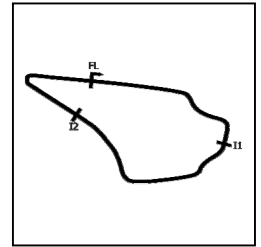


SECTOR 1 = FL to I1, SECTOR 2 = I1 to I2, SECTOR 3 = I2 to FL, DIFF = Difference To Personal Best Lap, P = Crossed Finish Line in Pit Lane, D = Time Disallowed

P15 18		Shaun WINFIELD				Honda - TAG Racing			
IDEAL LAP TIME : 49.467		BEST LAP TIME : 49.588				DIFFERENCE : 0.121			
LAP	SECTOR 1	SECTOR 2		SECTOR 3		LAP TIME	MPH	DIFF	TIME OF DAY
1 -		20.446	136.6	14.763	131.0	56.537	80.67	6.949	15:01:14.912
2 -	16.762	19.654	143.3	13.610	136.1	50.026	91.17	0.438	15:02:04.938
3 -	16.633	19.644	143.3	13.858	136.9	50.135	90.97	0.547	15:02:55.073
4 -	16.737	20.402	129.5	15.073	108.4	52.212	87.35	2.624	15:03:47.285
5 -	19.267	19.985	130.3	14.574	126.1	53.826	84.73	4.238	15:04:41.111
6 -	17.845	25.617	104.8	17.923	98.8	1:01.385	74.30	11.797	15:05:42.496
7 -	19.631	22.495	108.0	14.768	136.6	56.894	80.16	7.306	15:06:39.390
8 -	16.634	19.670	141.2	13.787	136.3	50.091	91.05	0.503	15:07:29.481
9 -	16.496	19.361	143.0	13.851	134.4	49.708	91.75	0.120	15:08:19.189
10 -	16.519	19.373	142.4	13.814	136.1	49.706 (3)	91.76	0.118	15:09:08.895
11 -	16.714	19.484	143.0	13.928	135.0	50.126	90.99	0.538	15:09:59.021
12 -	16.612	19.442	140.3	13.785	133.1	49.839	91.51	0.251	15:10:48.860
13 -	16.630	19.476	140.9	14.494	131.8	50.600	90.14	1.012	15:11:39.460
14 -	16.555	19.414	140.9	13.768	134.7	49.737	91.70	0.149	15:12:29.197
15 -	16.602	19.393	142.1	13.923	133.1	49.918	91.37	0.330	15:13:19.115
16 -	16.668	19.371	141.5	13.702	134.7	49.741	91.69	0.153	15:14:08.856
17 -	16.546	19.387	141.8	13.683	135.2	49.616 (2)	91.92	0.028	15:14:58.472
18 -	16.598	19.367	141.8	13.623	134.7	49.588 (1)	91.98		15:15:48.060
19 -	16.700	19.456	142.4	13.727	134.7	49.883	91.43	0.295	15:16:37.943
20 -	16.686	19.481	142.1	13.684	132.6	49.851	91.49	0.263	15:17:27.794
21 -	16.704	19.532	141.2	13.621	134.7	49.857	91.48	0.269	15:18:17.651
22 -	16.661	19.519	139.2	13.702	133.9	49.882	91.43	0.294	15:19:07.533
23 -	16.729	19.547	137.2	13.827	132.8	50.103	91.03	0.515	15:19:57.636
24 -	16.850	19.772	138.6	13.852	132.6	50.474	90.36	0.886	15:20:48.110

P16 11		Simon REID				Honda - C&L Fairburn Properties Jackson Racing			
IDEAL LAP TIME : 49.513		BEST LAP TIME : 49.796				DIFFERENCE : 0.283			
LAP	SECTOR 1	SECTOR 2		SECTOR 3		LAP TIME	MPH	DIFF	TIME OF DAY
1 -		20.314	144.0	13.854	132.1	55.232	82.58	5.436	15:01:13.607
2 -	17.052	19.831	141.8	13.711	135.8	50.594	90.15	0.798	15:02:04.201
3 -	16.790	19.554	140.9	14.419	132.3	50.763	89.85	0.967	15:02:54.964
4 -	16.625	20.333	133.1	14.564	106.3	51.522	88.52	1.726	15:03:46.486
5 -	19.739	20.006	136.6	14.115	131.8	53.860	84.68	4.064	15:04:40.346
6 -	18.350	25.418	114.3	18.214	97.2	1:01.982	73.58	12.186	15:05:42.328
7 -	19.504	22.513	104.6	14.548	136.3	56.565	80.63	6.769	15:06:38.893
8 -	16.680	19.509	143.7	13.753	136.1	49.942	91.32	0.146	15:07:28.835
9 -	16.657	19.415	144.9	14.383	129.8	50.455	90.39	0.659	15:08:19.290
10 -	16.670	19.317	144.0	13.913	133.1	49.900	91.40	0.104	15:09:09.190
11 -	16.617	19.447	140.9	13.982	133.4	50.046	91.13	0.250	15:09:59.236
12 -	16.881	19.339	140.6	14.492	131.3	50.712	89.94	0.916	15:10:49.948
13 -	16.491	19.561	140.9	13.744	132.8	49.796 (1)	91.59		15:11:39.744
14 -	16.568	19.390	137.5	13.931	129.3	49.889	91.42	0.093	15:12:29.633
15 -	16.690	19.443	140.3	13.846	132.3	49.979	91.26	0.183	15:13:19.612
16 -	16.730	19.370	139.8	13.705	133.4	49.805 (2)	91.57	0.009	15:14:09.417
17 -	16.577	19.457	140.1	13.848	131.3	49.882 (3)	91.43	0.086	15:14:59.299
18 -	16.602	19.519	136.6	13.779	130.5	49.900	91.40	0.104	15:15:49.199
19 -	16.769	19.701	138.0	13.805	129.8	50.275	90.72	0.479	15:16:39.474
20 -	16.618	19.611	139.5	13.846	131.5	50.075	91.08	0.279	15:17:29.549
21 -	16.561	19.774	138.3	13.919	129.8	50.254	90.76	0.458	15:18:19.803
22 -	16.672	19.570	140.1	13.941	132.6	50.183	90.88	0.387	15:19:09.986
23 -	16.717	19.701	136.6	14.059	128.8	50.477	90.36	0.681	15:20:00.463
24 -	16.700	19.649	138.0	14.182	129.8	50.531	90.26	0.735	15:20:50.994

RACE 2 - SECTOR ANALYSIS



SECTOR 1 = FL to I1, SECTOR 2 = I1 to I2, SECTOR 3 = I2 to FL, DIFF = Difference To Personal Best Lap, P = Crossed Finish Line in Pit Lane, D = Time Disallowed

P17 59		Matt TRUELOVE				Honda - TAG Racing			
IDEAL LAP TIME : 49.832		BEST LAP TIME : 49.875				DIFFERENCE : 0.043			
LAP	SECTOR 1	SECTOR 2		SECTOR 3		LAP TIME	MPH	DIFF	TIME OF DAY
1 -		20.228	142.4	13.906	136.1	55.080	82.80	5.205	15:01:13.455
2 -	17.040	19.718	142.7	13.805	132.8	50.563	90.20	0.688	15:02:04.018
3 -	16.692	19.795	138.3	14.189	133.4	50.676	90.00	0.801	15:02:54.694
4 -	16.683	20.276	136.6	14.308	104.5	51.267	88.96	1.392	15:03:45.961
5 -	19.755	20.104	138.0	14.139	130.3	53.998	84.46	4.123	15:04:39.959
6 -	18.508	25.407	117.7	18.231	88.0	1:02.146	73.39	12.271	15:05:42.105
7 -	19.412	22.663	108.0	14.513	135.8	56.588	80.60	6.713	15:06:38.693
8 -	16.681	19.602	141.2	13.761	133.9	50.044 (3)	91.14	0.169	15:07:28.737
9 -	16.569	19.533	139.2	13.773	133.9	49.875 (1)	91.45		15:08:18.612
10 -	16.627	19.707	138.6	13.836	133.1	50.170	90.91	0.295	15:09:08.782
11 -	16.669	19.502	139.5	13.773	132.1	49.944 (2)	91.32	0.069	15:09:58.726
12 -	16.629	19.830	139.2	14.085	133.1	50.544	90.24	0.669	15:10:49.270
13 -	17.010	19.931	138.0	13.940	132.3	50.881	89.64	1.006	15:11:40.151
14 -	17.077	20.048	137.2	14.129	132.1	51.254	88.99	1.379	15:12:31.405
15 -	16.729	19.848	138.9	13.894	131.3	50.471	90.37	0.596	15:13:21.876
16 -	16.862	19.834	138.3	13.899	130.0	50.595	90.14	0.720	15:14:12.471
17 -	16.862	19.842	137.7	13.898	131.0	50.602	90.13	0.727	15:15:03.073
18 -	16.795	20.086	137.7	13.880	130.3	50.761	89.85	0.886	15:15:53.834
19 -	16.891	19.895	138.6	13.877	130.5	50.663	90.02	0.788	15:16:44.497
20 -	16.774	19.712	138.9	13.845	130.0	50.331	90.62	0.456	15:17:34.828
21 -	16.719	19.843	138.6	13.937	129.8	50.499	90.32	0.624	15:18:25.327
22 -	17.005	19.811	138.0	13.920	130.0	50.736	89.89	0.861	15:19:16.063
23 -	16.851	19.767	138.6	13.921	129.8	50.539	90.24	0.664	15:20:06.602
24 -	16.865	19.846	137.2	14.137	129.5	50.848	89.70	0.973	15:20:57.450

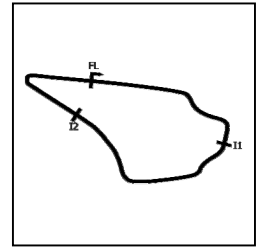
P18 96		Kieran SMITH				Honda - Corkie Racing			
IDEAL LAP TIME : 49.746		BEST LAP TIME : 49.865				DIFFERENCE : 0.119			
LAP	SECTOR 1	SECTOR 2		SECTOR 3		LAP TIME	MPH	DIFF	TIME OF DAY
1 -		20.780	139.8	14.019	134.7	55.562	82.08	5.697	15:01:13.937
2 -	16.912	19.873	142.1	13.912	135.8	50.697	89.96	0.832	15:02:04.634
3 -	16.726	19.790	142.4	14.110	134.2	50.626	90.09	0.761	15:02:55.260
4 -	16.860	20.567	131.3	15.105	116.1	52.532	86.82	2.667	15:03:47.792
5 -	19.536	20.354	137.2	14.571	132.8	54.461	83.75	4.596	15:04:42.253
6 -	17.789	25.190	117.3	18.172	98.5	1:01.151	74.58	11.286	15:05:43.404
7 -	19.748	21.766	106.6	14.885	135.8	56.399	80.87	6.534	15:06:39.803
8 -	16.844	19.624	142.4	13.838	135.2	50.306	90.66	0.441	15:07:30.109
9 -	16.549	19.470	142.4	13.846	132.6	49.865 (1)	91.46		15:08:19.974
10 -	16.824	19.472	142.1	13.877	133.4	50.173	90.90	0.308	15:09:10.147
11 -	16.737	19.494	142.1	13.893	133.4	50.124 (3)	90.99	0.259	15:10:00.271
12 -	16.488	19.735	141.5	13.788	134.4	50.011 (2)	91.20	0.146	15:10:50.282
13 -	16.618	20.110	140.3	14.152	133.1	50.880	89.64	1.015	15:11:41.162
14 -	16.707	19.632	142.1	14.130	132.8	50.469	90.37	0.604	15:12:31.631
15 -	16.677	19.761	140.9	14.306	132.6	50.744	89.88	0.879	15:13:22.375
16 -	16.687	21.382	138.9	14.205	130.8	52.274	87.25	2.409	15:14:14.649
17 -	16.809	19.826	140.9	14.055	132.3	50.690	89.98	0.825	15:15:05.339
18 -	16.891	19.888	140.9	13.916	131.5	50.695	89.97	0.830	15:15:56.034
19 -	16.823	19.861	140.1	13.944	132.8	50.628	90.09	0.763	15:16:46.662
20 -	16.813	19.885	140.6	14.029	131.5	50.727	89.91	0.862	15:17:37.389
21 -	16.815	19.703	140.9	14.038	130.5	50.556	90.21	0.691	15:18:27.945
22 -	16.843	19.743	140.1	14.115	128.8	50.701	89.96	0.836	15:19:18.646
23 -	16.855	19.682	138.9	13.968	131.8	50.505	90.31	0.640	15:20:09.151
24 -	16.864	19.845	139.5	14.122	124.9	50.831	89.73	0.966	15:20:59.982

MCRCB BULLETIN TK339

2023 Bennetts British Superbike Championship - Round 4

2023 Pirelli National Superstock with Santander Consumer Finance

RACE 2 - SECTOR ANALYSIS

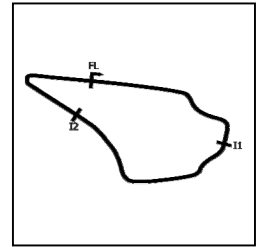


SECTOR 1 = FL to I1, SECTOR 2 = I1 to I2, SECTOR 3 = I2 to FL, DIFF = Difference To Personal Best Lap, P = Crossed Finish Line in Pit Lane, D = Time Disallowed

P19 26		Joe MOORE		Suzuki - Clearline Racing					
IDEAL LAP TIME : 50.007		BEST LAP TIME : 50.126		DIFFERENCE : 0.119					
LAP	SECTOR 1	SECTOR 2		SECTOR 3		LAP TIME	MPH	DIFF	TIME OF DAY
1 -		20.484	138.6	14.532	130.0	56.218	81.13	6.092	15:01:14.593
2 -	16.886	20.107	138.6	13.850	131.8	50.843	89.70	0.717	15:02:05.436
3 -	16.723	19.590	139.5	13.927	131.8	50.240 (3)	90.78	0.114	15:02:55.676
4 -	16.723	20.804	136.6	14.939	124.2	52.466	86.93	2.340	15:03:48.142
5 -	19.520	20.291	138.6	14.719	130.8	54.530	83.64	4.404	15:04:42.672
6 -	17.558	25.271	114.1	18.213	103.7	1:01.042	74.72	10.916	15:05:43.714
7 -	19.721	21.698	104.3	15.148	132.3	56.567	80.63	6.441	15:06:40.281
8 -	16.653	19.729	139.2	13.850	132.8	50.232 (2)	90.80	0.106	15:07:30.513
9 -	16.597	20.193	138.6	13.932	129.8	50.722	89.92	0.596	15:08:21.235
10 -	16.610	19.828	135.8	14.039	130.3	50.477	90.36	0.351	15:09:11.712
11 -	16.737	19.759	137.7	14.070	130.3	50.566	90.20	0.440	15:10:02.278
12 -	16.695	19.560	138.9	13.871	129.3	50.126 (1)	90.99		15:10:52.404
13 -	16.843	19.835	138.6	13.969	129.3	50.647	90.05	0.521	15:11:43.051
14 -	16.731	19.947	138.3	14.073	129.8	50.751	89.87	0.625	15:12:33.802
15 -	16.727	19.857	138.9	14.170	127.3	50.754	89.86	0.628	15:13:24.556
16 -	16.806	19.683	138.3	13.959	130.8	50.448	90.41	0.322	15:14:15.004
17 -	16.778	19.817	138.6	13.996	130.8	50.591	90.15	0.465	15:15:05.595
18 -	16.850	19.898	139.5	14.321	129.5	51.069	89.31	0.943	15:15:56.664
19 -	16.680	19.787	137.7	13.850	130.3	50.317	90.64	0.191	15:16:46.981
20 -	16.724	19.823	140.6	15.196	125.2	51.743	88.14	1.617	15:17:38.724
21 -	16.811	19.781	139.2	13.959	129.0	50.551	90.22	0.425	15:18:29.275
22 -	16.822	19.837	138.6	13.863	129.8	50.522	90.27	0.396	15:19:19.797
23 -	16.809	19.879	138.3	14.030	129.5	50.718	89.93	0.592	15:20:10.515
24 -	17.220	19.934	138.9	14.189	128.5	51.343	88.83	1.217	15:21:01.858

P20 80		Callum BEY		Suzuki - FilterLogic by EightZero Racing					
IDEAL LAP TIME : 49.926		BEST LAP TIME : 50.274		DIFFERENCE : 0.348					
LAP	SECTOR 1	SECTOR 2		SECTOR 3		LAP TIME	MPH	DIFF	TIME OF DAY
1 -		20.673	137.5	14.525	127.3	56.956	80.08	6.682	15:01:15.331
2 -	17.194	19.790	138.0	13.761	132.1	50.745	89.88	0.471	15:02:06.076
3 -	16.605	19.608	140.3	14.958	126.1	51.171	89.13	0.897	15:02:57.247
4 -	16.881	20.253	130.3	14.595	131.0	51.729	88.17	1.455	15:03:48.976
5 -	19.039	20.494	136.9	14.585	131.0	54.118	84.28	3.844	15:04:43.094
6 -	17.388	25.308	109.8	18.165	105.0	1:00.861	74.94	10.587	15:05:43.955
7 -	19.719	21.695	108.4	15.185	133.9	56.599	80.58	6.325	15:06:40.554
8 -	16.922	19.701	138.0	14.296	132.1	50.919	89.57	0.645	15:07:31.473
9 -	16.724	19.560	139.5	13.990	131.8	50.274 (1)	90.72		15:08:21.747
10 -	16.707	19.674	135.8	13.904	132.1	50.285 (2)	90.70	0.011	15:09:12.032
11 -	16.744	19.662	136.9	14.262	131.5	50.668	90.01	0.394	15:10:02.700
12 -	16.775	19.836	135.2	13.983	130.5	50.594	90.15	0.320	15:10:53.294
13 -	16.727	19.761	135.5	14.046	128.8	50.534 (3)	90.25	0.260	15:11:43.828
14 -	16.959	19.800	137.2	13.922	130.0	50.681	89.99	0.407	15:12:34.509
15 -	16.811	19.805	135.8	13.988	130.5	50.604	90.13	0.330	15:13:25.113
16 -	16.834	19.757	136.3	13.957	130.0	50.548	90.23	0.274	15:14:15.661
17 -	16.857	19.950	137.7	13.909	130.5	50.716	89.93	0.442	15:15:06.377
18 -	16.853	19.840	135.8	14.556	124.7	51.249	88.99	0.975	15:15:57.626
19 -	17.003	19.869	136.6	14.056	129.8	50.928	89.56	0.654	15:16:48.554
20 -	16.789	19.840	135.5	14.078	129.5	50.707	89.95	0.433	15:17:39.261
21 -	16.796	19.713	136.1	14.129	126.6	50.638	90.07	0.364	15:18:29.899
22 -	16.865	19.760	136.9	14.056	127.8	50.681	89.99	0.407	15:19:20.580
23 -	16.988	19.693	136.3	14.058	130.0	50.739	89.89	0.465	15:20:11.319
24 -	16.916	19.789	138.3	14.070	129.8	50.775	89.82	0.501	15:21:02.094

RACE 2 - SECTOR ANALYSIS



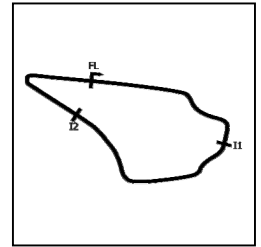
SECTOR 1 = FL to I1, SECTOR 2 = I1 to I2, SECTOR 3 = I2 to FL, DIFF = Difference To Personal Best Lap, P = Crossed Finish Line in Pit Lane, D = Time Disallowed

P21 13		Lewis PATERSON				Suzuki - LP Factory Racing			
IDEAL LAP TIME : 50.353		BEST LAP TIME : 50.511				DIFFERENCE : 0.158			
LAP	SECTOR 1	SECTOR 2		SECTOR 3		LAP TIME	MPH	DIFF	TIME OF DAY
1 -		20.491	139.2	14.515	130.3	57.112	79.86	6.601	15:01:15.487
2 -	17.489	19.856	139.5	14.056	131.8	51.401	88.73	0.890	15:02:06.888
3 -	16.869	19.621	139.5	14.445	131.0	50.935	89.54	0.424	15:02:57.823
4 -	16.987	20.727	136.3	14.715	129.0	52.429	86.99	1.918	15:03:50.252
5 -	18.148	20.678	135.0	14.889	131.5	53.715	84.91	3.204	15:04:43.967
6 -	17.521	24.815	114.3	18.224	98.6	1:00.560	75.31	10.049	15:05:44.527
7 -	19.592	21.581	115.1	15.555	131.0	56.728	80.40	6.217	15:06:41.255
8 -	17.022	19.680	139.5	14.131	131.8	50.833	89.72	0.322	15:07:32.088
9 -	16.902	19.765	137.7	13.941	132.1	50.608 (2)	90.12	0.097	15:08:22.696
10 -	16.818	19.616	138.3	14.077	131.3	50.511 (1)	90.29		15:09:13.207
11 -	16.938	19.604	137.5	14.275	131.0	50.817	89.75	0.306	15:10:04.024
12 -	16.879	19.700	136.3	14.246	130.3	50.825	89.74	0.314	15:10:54.849
13 -	16.867	19.660	138.9	14.196	129.3	50.723	89.92	0.212	15:11:45.572
14 -	16.808	19.730	137.7	14.103	131.0	50.641 (3)	90.06	0.130	15:12:36.213
15 -	16.889	19.725	137.2	14.210	130.5	50.824	89.74	0.313	15:13:27.037
16 -	16.856	19.728	137.2	14.239	129.8	50.823	89.74	0.312	15:14:17.860
17 -	16.956	19.737	137.2	14.195	128.8	50.888	89.63	0.377	15:15:08.748
18 -	16.952	19.797	137.5	14.260	128.0	51.009	89.41	0.498	15:15:59.757
19 -	17.018	20.124	137.2	14.207	130.3	51.349	88.82	0.838	15:16:51.106
20 -	17.166	20.042	136.9	14.437	129.0	51.645	88.31	1.134	15:17:42.751
21 -	17.089	20.000	137.2	14.345	127.3	51.434	88.67	0.923	15:18:34.185
22 -	17.281	20.071	138.0	14.355	126.6	51.707	88.21	1.196	15:19:25.892
23 -	17.336	20.314	136.1	14.588	127.5	52.238	87.31	1.727	15:20:18.130
24 -	17.337	20.261	136.9	14.720	120.9	52.318	87.18	1.807	15:21:10.448

P22 57		Richard WHITE				BMW - Trackdudes powered by Hilltop Motorcycles			
IDEAL LAP TIME : 50.845		BEST LAP TIME : 50.984				DIFFERENCE : 0.139			
LAP	SECTOR 1	SECTOR 2		SECTOR 3		LAP TIME	MPH	DIFF	TIME OF DAY
1 -		20.678	137.5	14.264	132.1	57.173	79.77	6.189	15:01:15.548
2 -	17.835	20.144	136.3	14.039	134.7	52.018	87.68	1.034	15:02:07.566
3 -	17.037	20.705	138.3	14.427	132.8	52.169	87.42	1.185	15:02:59.735
4 -	16.998	20.525	137.7	14.303	132.8	51.826	88.00	0.842	15:03:51.561
5 -	17.757	20.427	138.3	14.615	133.9	52.799	86.38	1.815	15:04:44.360
6 -	17.553	24.679	114.3	18.053	97.8	1:00.285	75.65	9.301	15:05:44.645
7 -	19.830	21.413	115.3	15.589	137.2	56.832	80.25	5.848	15:06:41.477
8 -	17.228	19.966	138.9	14.053	135.0	51.247 (3)	89.00	0.263	15:07:32.724
9 -	17.020	20.050	139.5	13.914	133.9	50.984 (1)	89.46		15:08:23.708
10 -	17.032	19.933	141.5	14.144	134.4	51.109 (2)	89.24	0.125	15:09:14.817
11 -	17.130	20.219	139.5	14.364	131.8	51.713	88.20	0.729	15:10:06.530
12 -	17.217	20.291	139.5	14.417	131.8	51.925	87.84	0.941	15:10:58.455
13 -	17.248	20.582	139.8	14.305	131.3	52.135	87.48	1.151	15:11:50.590
14 -	17.316	20.384	139.5	14.495	133.4	52.195	87.38	1.211	15:12:42.785
15 -	17.166	20.281	139.8	14.245	132.3	51.692	88.23	0.708	15:13:34.477
16 -	17.715	20.569	134.4	14.558	133.4	52.842	86.31	1.858	15:14:27.319
17 -	17.602	20.671	137.5	17.616	38.4	55.889	81.61	4.905	15:15:23.208

P23 75		Alex OLSEN				Honda - Cumins by Team IWR Honda			
IDEAL LAP TIME : 48.560		BEST LAP TIME : 48.632				DIFFERENCE : 0.072			
LAP	SECTOR 1	SECTOR 2		SECTOR 3		LAP TIME	MPH	DIFF	TIME OF DAY
1 -		19.445	142.7	13.686	135.5	52.386	87.06	3.754	15:01:10.761
2 -	16.181	18.996	145.2	13.496	136.3	48.673 (2)	93.70	0.041	15:01:59.434
3 -	16.238	19.138	143.7	13.552	135.0	48.928	93.22	0.296	15:02:48.362
4 -	16.266	19.314	142.7	15.691	91.5	51.271	88.96	2.639	15:03:39.633
5 -	20.305	20.247	124.7	15.687	130.8	56.239	81.10	7.607	15:04:35.872
6 -	20.288	24.278	108.7	17.159	96.1	1:01.725	73.89	13.093	15:05:37.597
7 -	20.460	24.016	113.7	14.071	137.7	58.547	77.90	9.915	15:06:36.144
8 -	16.237	19.068	145.2	13.443	136.3	48.748 (3)	93.56	0.116	15:07:24.892
9 -	16.132	19.046	143.3	13.454	136.3	48.632 (1)	93.78		15:08:13.524
10 -	16.154	19.193	140.9	13.432	135.8	48.779	93.50	0.147	15:09:02.303

RACE 2 - SECTOR ANALYSIS



SECTOR 1 = FL to I1, SECTOR 2 = I1 to I2, SECTOR 3 = I2 to FL, DIFF = Difference To Personal Best Lap, P = Crossed Finish Line in Pit Lane, D = Time Disallowed

P24	45	Scott SWANN	Yamaha - Swann Racing						
IDEAL LAP TIME : 50.230		BEST LAP TIME : 50.484		DIFFERENCE : 0.254					
LAP	SECTOR 1	SECTOR 2		SECTOR 3		LAP TIME	MPH	DIFF	TIME OF DAY
1 -		20.506	140.9	14.771	128.3	56.834	80.25	6.350	15:01:15.209
2 -	16.949	19.557	139.5	13.978	132.6	50.484 (1)	90.34		15:02:05.693

P25	17	Matty WHELAN	Suzuki - Milestone by ATS Racing						
IDEAL LAP TIME : 49.890		BEST LAP TIME : 50.850		DIFFERENCE : 0.960					
LAP	SECTOR 1	SECTOR 2		SECTOR 3		LAP TIME	MPH	DIFF	TIME OF DAY
1 -		20.568	138.3	15.035	121.5	57.009	80.00	6.159	15:01:15.384
2 -	17.242	19.826	139.2	13.782	132.1	50.850 (1)	89.69		15:02:06.234

MCRCB BULLETIN TK340**2023 Bennetts British Superbike Championship - Round 4****2023 Pirelli National Superstock with Santander Consumer Finance****RACE 2 - BEST SECTORS**

SECTOR 1			SECTOR 2			SECTOR 3			IDEAL / BEST COMPARISON						
POS	NO	NAME	TIME	NO	NAME	TIME	NO	NAME	TIME	POS	NO	NAME	IDEAL	BEST	DIFF
													PERFECT LAP	48.049	
1	4	LINFOOT	15.912	5	KERR	18.805	34	SEELEY	13.332	1	4	LINFOOT	48.078	48.167	0.089
2	5	KERR	15.973	4	LINFOOT	18.809	19	TALBOT	13.355	2	5	KERR	48.144	48.341	0.197
3	75	OLSEN	16.132	34	SEELEY	18.980	4	LINFOOT	13.357	3	34	SEELEY	48.528	48.586	0.058
4	54	BOURNE	16.134	3	McCONNELL	18.982	8	ROLLO	13.358	4	75	OLSEN	48.560	48.632	0.072
5	19	TALBOT	16.167	8	ROLLO	18.996	5	KERR	13.366	5	19	TALBOT	48.577	48.653	0.076
6	3	McCONNELL	16.183	75	OLSEN	18.996	75	OLSEN	13.432	6	8	ROLLO	48.594	48.633	0.039
7	12	HEDGER	16.205	54	BOURNE	19.014	23	ALLINGHAM	13.449	7	54	BOURNE	48.628	48.730	0.102
8	34	SEELEY	16.216	12	HEDGER	19.049	54	BOURNE	13.480	8	3	McCONNELL	48.646	48.832	0.186
9	55	BEECH	16.231	19	TALBOT	19.055	3	McCONNELL	13.481	9	12	HEDGER	48.767	48.819	0.052
10	51	ELLIOTT	16.232	23	ALLINGHAM	19.113	77	HARRAN	13.501	10	23	ALLINGHAM	48.801	48.954	0.153
11	23	ALLINGHAM	16.239	77	HARRAN	19.115	12	HEDGER	13.513	11	77	HARRAN	48.856	49.053	0.197
12	77	HARRAN	16.240	51	ELLIOTT	19.124	40	FRANCIS	13.545	12	55	BEECH	48.919	49.140	0.221
13	8	ROLLO	16.240	55	BEECH	19.133	99	LUXTON	13.546	13	51	ELLIOTT	48.932	49.041	0.109
14	99	LUXTON	16.366	99	LUXTON	19.158	55	BEECH	13.555	14	99	LUXTON	49.070	49.115	0.045
15	40	FRANCIS	16.367	40	FRANCIS	19.252	51	ELLIOTT	13.576	15	40	FRANCIS	49.164	49.230	0.066
16	96	SMITH	16.488	11	REID	19.317	18	WINFIELD	13.610	16	18	WINFIELD	49.467	49.588	0.121
17	11	REID	16.491	18	WINFIELD	19.361	11	REID	13.705	17	11	REID	49.513	49.796	0.283
18	18	WINFIELD	16.496	17	WHELAN	19.448	59	TRUELOVE	13.761	18	96	SMITH	49.746	49.865	0.119
19	59	TRUELOVE	16.569	96	SMITH	19.470	80	BEY	13.761	19	59	TRUELOVE	49.832	49.875	0.043
20	26	MOORE	16.597	59	TRUELOVE	19.502	17	WHELAN	13.782	20	17	WHELAN	49.890	50.850	0.960
21	80	BEY	16.605	45	SWANN	19.534	96	SMITH	13.788	21	80	BEY	49.926	50.274	0.348
22	17	WHELAN	16.660	26	MOORE	19.560	26	MOORE	13.850	22	26	MOORE	50.007	50.126	0.119
23	45	SWANN	16.718	80	BEY	19.560	57	WHITE	13.914	23	45	SWANN	50.230	50.484	0.254
24	13	PATERSON	16.808	13	PATERSON	19.604	13	PATERSON	13.941	24	13	PATERSON	50.353	50.511	0.158
25	57	WHITE	16.998	57	WHITE	19.933	45	SWANN	13.978	25	57	WHITE	50.845	50.984	0.139

MCRCB BULLETIN TK341**2023 Bennetts British Superbike Championship - Round 4****2023 Pirelli National Superstock with Santander Consumer Finance****RACE 2 - BEST SPEEDS**

POS	INTERMEDIATE 1			INTERMEDIATE 2			FINISH LINE		
	NO	NAME	MPH	NO	NAME	MPH	NO	NAME	MPH
1				8	ROLLO	146.8	34	SEELEY	141.8
2				4	LINFOOT	146.2	23	ALLINGHAM	139.2
3				99	LUXTON	146.2	77	HARRAN	138.0
4				23	ALLINGHAM	145.8	8	ROLLO	137.7
5				34	SEELEY	145.2	75	OLSEN	137.7
6				3	McCONNELL	145.2	4	LINFOOT	137.5
7				75	OLSEN	145.2	54	BOURNE	137.5
8				54	BOURNE	144.9	99	LUXTON	137.5
9				11	REID	144.9	19	TALBOT	137.2
10				19	TALBOT	144.6	57	WHITE	137.2
11				77	HARRAN	144.0	12	HEDGER	136.9
12				55	BEECH	144.0	18	WINFIELD	136.9
13				5	KERR	143.7	5	KERR	136.6
14				40	FRANCIS	143.7	3	McCONNELL	136.3
15				12	HEDGER	143.3	55	BEECH	136.3
16				18	WINFIELD	143.3	11	REID	136.3
17				51	ELLIOTT	143.0	59	TRUELOVE	136.1
18				59	TRUELOVE	142.7	40	FRANCIS	135.8
19				96	SMITH	142.4	96	SMITH	135.8
20				57	WHITE	141.5	51	ELLIOTT	135.0
21				45	SWANN	140.9	80	BEY	133.9
22				26	MOORE	140.6	26	MOORE	132.8
23				17	WHELAN	140.6	45	SWANN	132.6
24				80	BEY	140.3	13	PATERSON	132.1
25				13	PATERSON	139.5	17	WHELAN	132.1

MCRCB BULLETIN TK342

2023 Bennetts British Superbike Championship - Round 4

2023 Pirelli National Superstock with Santander Consumer Finance

RACE 2 - STATISTICS

Competitors Started	25
Planned Start	2023-06-18 @ 15:00:00.000
Actual Start	2023-06-18 @ 15:00:18.374
Finish Time	2023-06-18 @ 15:20:21.783
Track Length	1.2669mi.
Total Laps	537
Total Distance Covered	680.3660mi.

Session Fastest Lap History

NO	NAME	LAP TIME	TIME OF DAY	LAP	VEHICLE
5	Richard KERR	48.776	15:01:58.117	2	Honda
4	Dan LINFOOT	48.627	15:01:58.348	2	Honda
5	Richard KERR	48.515	15:02:46.634	3	Honda
4	Dan LINFOOT	48.419	15:02:46.768	3	Honda
4	Dan LINFOOT	48.296	15:08:12.138	9	Honda
4	Dan LINFOOT	48.167	15:09:00.305	10	Honda

Session Leader History

NO	NAME	FROM LAP	LAPS LED	DISTANCE	VEHICLE
5	Richard KERR	1	3	3.80 miles	Honda
4	Dan LINFOOT	4	21	26.60 miles	Honda

Flag History

TYPE	TIME OF DAY
GREEN	15:00:18.374
SAFETY	15:03:10.922
GREEN	15:06:33.087
FINISH	15:20:21.783

Flag Statistics

TYPE	COUNT	TOTAL LAPS	TOTAL TIME
Green	2	21	18:55.176
Red	0	0	0.000
Safety Car	1	3	3:22.165
FCY	0	0	0.000

MCRCB BULLETIN TK343

2023 Bennetts British Superbike Championship - Round 4

2023 Pirelli National Superstock with Santander Consumer Finance

RACE 2 - SESSION NOTES

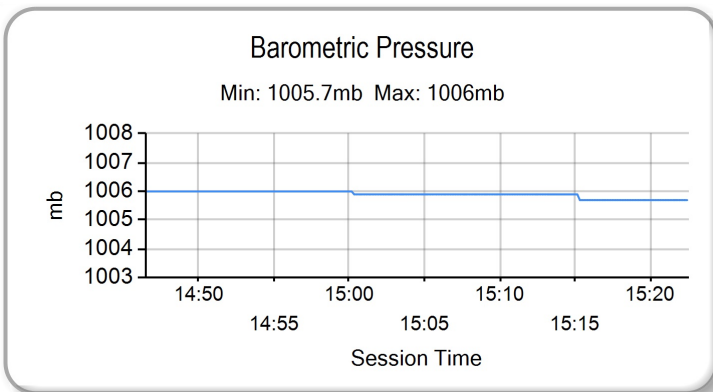
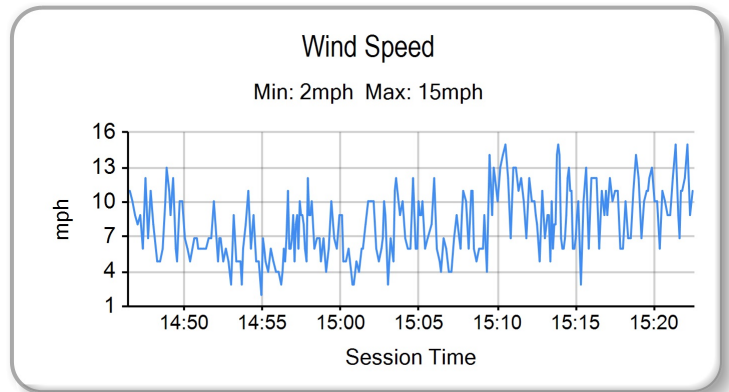
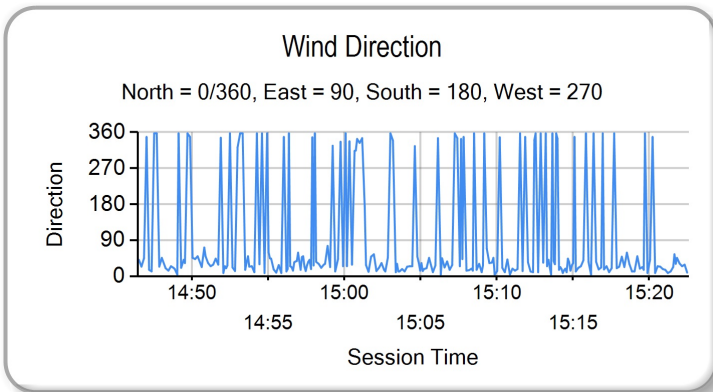
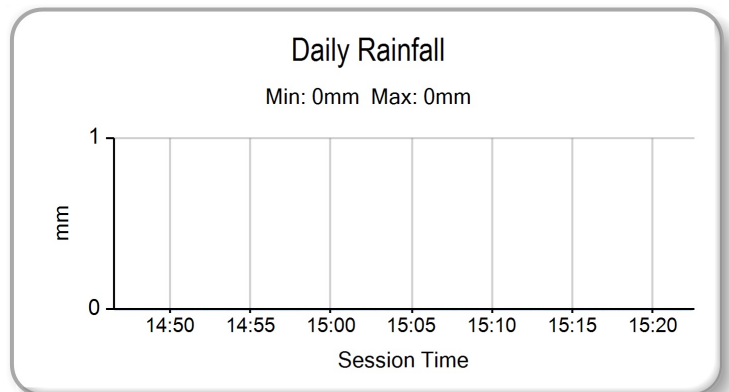
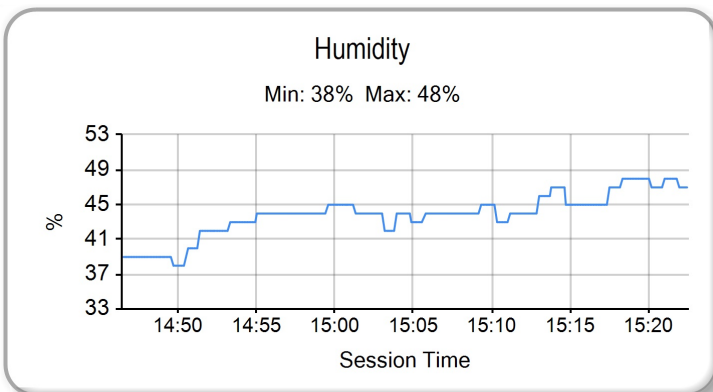
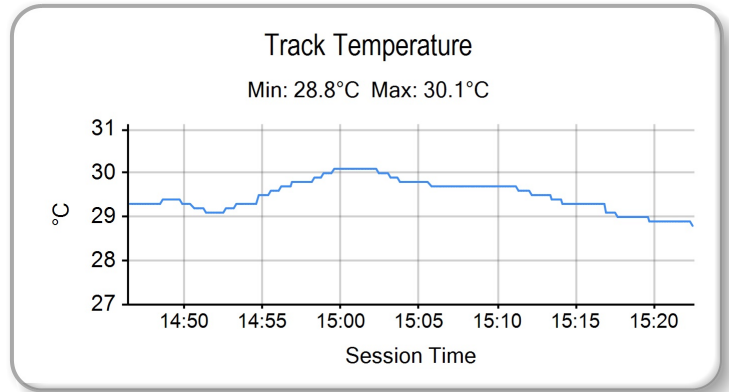
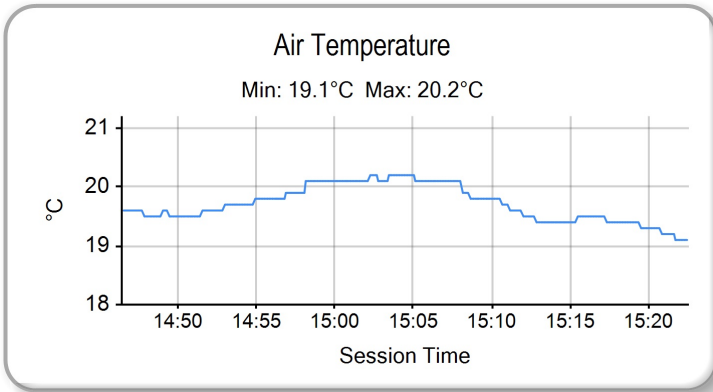
TIME	MESSAGE
14:48:02	PITLANE OPEN
14:53:02	PITLANE CLOSED
14:53:10	5 MINUTES TO WARM UP LAPS
14:55:06	3 MINUTES TO WARM UP LAPS
14:57:02	1 MINUTE TO WARM UP LAPS
14:57:32	30 SECONDS TO WARM UP LAPS
14:57:44	GREEN FLAG - 2 WARM UP LAPS
14:59:52	RACE START
15:00:49	NO JUMP STARTS
15:03:34	NO.45 & 17 FALLERS AT TURN 9 - RIDERS BEING ASSESSED
15:05:53	SAFETY CAR IN THIS LAP
15:10:07	NO.75 FALLER AT TURN 9 - RIDER OK
15:10:09	UPDATE: NO.45 - RIDER TO MEDICAL CENTRE
15:12:30	INCIDENTS AT HAIRPIN (T9) DURING THIS RACE UNDER INVESTIGATION
15:12:31	WILL BE REVIEWED AFTER RACE
15:14:00	TWO THIRDS DISTANCE COMPLETED
15:16:30	NO.57 ENTERED PITS

MCRCB BULLETIN TK344

2023 Bennetts British Superbike Championship - Round 4

2023 Pirelli National Superstock with Santander Consumer Finance

RACE 2 - WEATHER CONDITIONS



2023 Pirelli National Superstock Championship with Santander Finance
RIDERS POINTS AFTER ROUND 6



		TOTAL	GAP	DIFF	1	2	3	4	5	6	7	8	9	10	11	12	13	14	15	16	17	18	Wins	Seconds	Thirds
					7th - 9th April	Silverstone National	29th April - 1st May Oulton Park International	19th - 21st May Donington Park GP	16th - 18th June Knockhill	7th - 9th July Snetterton 300	21st - 23rd July Brands Hatch GP	10 11th - 13th August Thruxton	26th - 28th August Cadwell Park	13 15th - 17th September Oulton Park International	15 29th Sept - 1st October Donington Park National	17 13th - 15th October Brands Hatch GP									
1	Dan LINFOOT (Honda)	137			18	22	25	22	25	25													3	2	0
2	Richard KERR (Honda)	123	14		16	16	22	25	22	22													1	3	0
3	Franco BOURNE (Honda)	93	44	30	22	25	20		10	16													1	1	1
4	Joe TALBOT (Honda)	92	45	1	14	18	18	18	14	10													0	0	0
5	Alex OLSEN (Honda)	79	58	13	25	20		14	20														1	0	2
6	Alistair SEELEY (BMW)	76	61	3	6	14		20	16	20													0	0	2
7	Lewis ROLLO (Aprilia)	58	79	18	10		12	16	18	2													0	0	0
8	Billy McCONNELL (Honda)	50	87	8	20				12	18													0	0	1
9	Luke HEDGER (Kawasaki)	41	96	0			16	5	6	14													0	0	0
10	David ALLINGHAM (Honda)	41	96	9	5	8	10	10	4	4													0	0	0
11	Joe FRANCIS (Kawasaki)	39	98	2	12	12		4	5	6													0	0	0
12	Ben LUXTON (Honda)	27	110	12	8	10	6			3													0	0	0
13	Ashley BEECH (Honda)	26	111	1	2	3	5	3	8	5													0	0	0
14	Brent HARRAN (Honda)	25	112	1				12	1	12													0	0	0
15	Joe SHELDON-SHAW (Suzuki)	22	115	3	3	5	14																0	0	0
17	Brayden ELLIOTT (Kawasaki)	22	115	0		4		8	2	8													0	0	0
18	Shaun WINFIELD (Honda)	14	123	8			8	2	3	1													0	0	0
16	Matt TRUELOVE (Honda)	13	124	1	4	6	3																0	0	0
19	Scott SWANN (Yamaha)	6	131	7				6															0	0	0
20	Conor CUMMINS (Honda)	4	133	2			4																0	0	0
21	Kade VERWEY (BMW)	3	134	1	1	2																	0	0	0
22	Max SYMONDS (Yamaha)	2	135	1			2																0	0	0
23	Sam COX (BMW)	1	136	1		1																	0	0	0
24	Nathan HARRISON (Honda)	1	136	0			1																0	0	0
25	Simon REID (Honda)	1	136	0				1															0	0	0