

OMOLOGATO®



PIRELLI

SUPERSTOCK

NATIONAL CHAMPIONSHIP



Santander
Consumer Finance

PIRELLI NATIONAL SUPERSTOCK CHAMPIONSHIP

With Santander Consumer Finance

MSVR
MOTORSPORT VISION RACING

Round 2

Oulton Park International

29th April – 1st May 2023



SPORTS TIMING

TIMING SOLUTIONS LTD

Timing & Results Provided by Timing Solutions Ltd

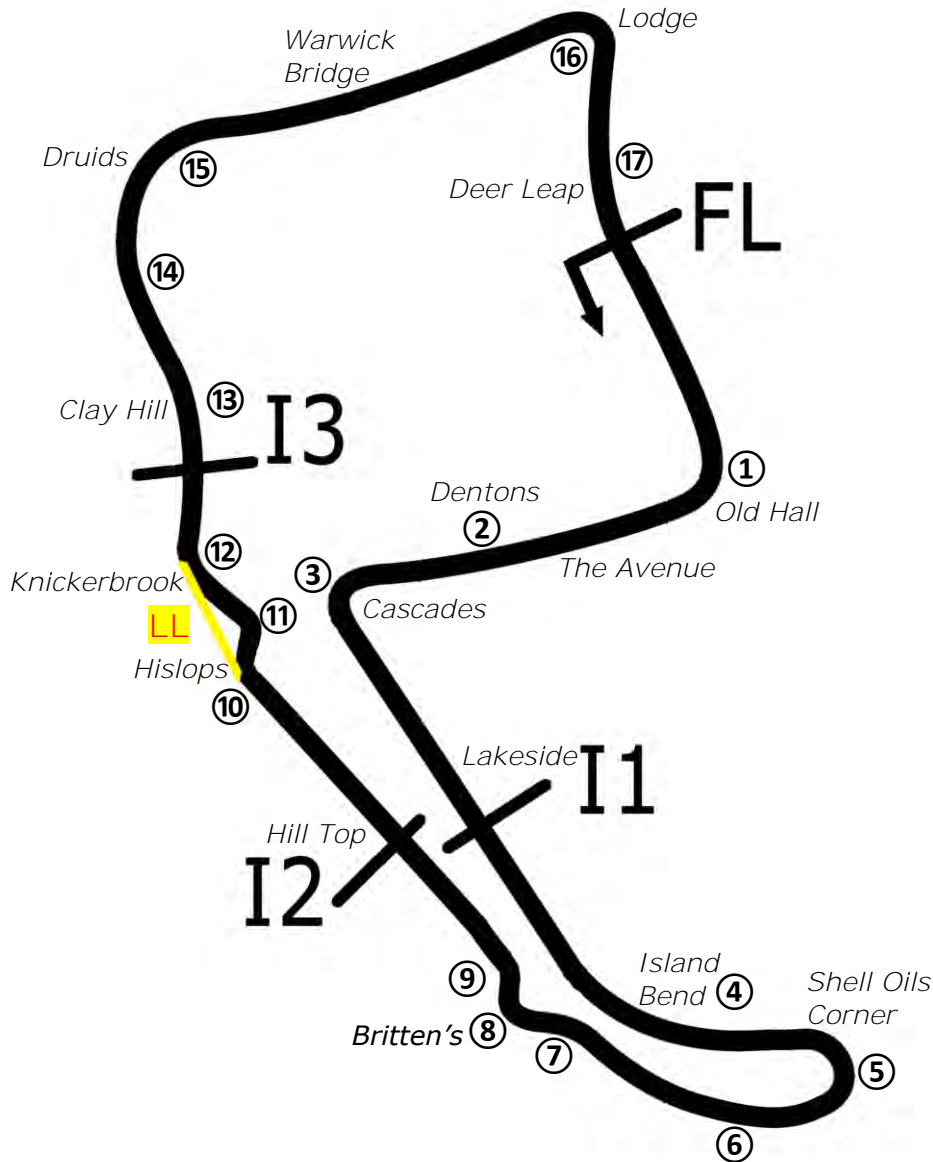
www.tsl-timing.com

2023 Pirelli National Superstock Championship with Santander Finance
RIDERS POINTS AFTER ROUND 2

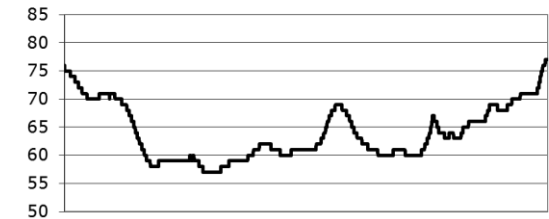


		TOTAL	GAP	DIFF	1 7th - 9th April	2 Silverstone National	3 29th April - 1st May Oulton Park International	4 19th - 21st May Donington Park GP	5 16th - 18th June	6 Knockhill	7 7th - 9th July Snetterton 300	8 21st - 23rd July	9 Brands Hatch GP	10 11th - 13th August	11 Thruxton	12 26th - 28th August Cadwell Park	13 15th - 17th September	14 Oulton Park International	15 29th Sept - 1st October	16 Donington Park National	17 13th - 15th October	18 Brands Hatch GP	Wins	Seconds	Thirds	
1	Franco BOURNE (Honda)	47			22	25																		1	1	0
2	Alex OLSEN (Honda)	45	2		25	20																		1	0	1
3	Dan LINFOOT (Honda)	40	7	5	18	22																		0	1	0
4	Richard KERR (Honda)	32	15	8	16	16																		0	0	0
5	Joe TALBOT (Honda)	32	15	0	14	18																		0	0	0
6	Joe FRANCIS (Kawasaki)	24	23	8	12	12																		0	0	0
7	Billy McCONNELL (Honda)	20	27	4	20																			0	0	1
8	Alistair SEELEY (BMW)	20	27	0	6	14																		0	0	0
9	Ben LUXTON (Honda)	18	29	2	8	10																		0	0	0
10	David ALLINGHAM (Honda)	13	34	5	5	8																		0	0	0
11	Lewis ROLLO (Aprilia)	10	37	3	10																			0	0	0
12	Matt TRUELOVE (Honda)	10	37	0	4	6																		0	0	0
13	Joe SHELDON-SHAW (Suzuki)	8	39	2	3	5																		0	0	0
14	Ashley BEECH (Honda)	5	42	3	2	3																		0	0	0
15	Brayden ELLIOTT (Kawasaki)	4	43	1		4																		0	0	0
16	Kade VERWEY (BMW)	3	44	1	1	2																		0	0	0
17	Sam COX (BMW)	1	46	2		1																		0	0	0

Oulton Park International



Circuit Altitude (m)



Length	2.6920 miles	4332.4 m	
FL		53.17997 N	2.61294 W
I1	1163m	53.17248 N	2.61631 W
I2	2295m	53.17253 N	2.61748 W
I3	3066m	53.17830 N	2.62040 W
Pit Entry	4314m	53.18011 N	2.61306 W
Pit Exit	180m after FL	53.17836 N	2.61232 W

Pit Entry-Pit Exit 199m, 11.9s @60kph, 8.9s @80kph

LL - Long Lap - Turns 10-12 (Hislops)

Race Lap Records		Best Sector Information (Any Session)							
		Sector 1 (FL - I1)	I1 Trap (mph)	Sector 2 (I1 - I2)	I2 Trap (mph)	Sector 3 (I2 - I3)	I3 Trap (mph)	Sector 4 (I3 - FL)	FL Trap (mph)
Superbike	1:33.620	22.904	164.0	26.076	125.9	18.296	140.9	25.580	152.8
Superstock (1000)	1:35.762	23.519	162.0	26.924	123.5	18.703	138.9	26.094	148.5
Supersport / GP2	1:37.200	23.916	147.4	27.193	116.9	19.020	130.0	26.550	141.6
Junior Superstock (600)	1:39.486	24.532	143.3	27.836	113.7	19.531	126.3	27.205	135.0
Sidecar 600	1:42.987	25.409	125.9	28.648	98.2	20.490	110.5	28.219	118.7
BTC 2020	1:47.907	26.781	119.4	29.774	97.5	21.122	108.0	29.695	112.9
Junior Supersport	1:51.260	27.687	114.1	30.575	90.4	21.633	100.7	30.560	106.5
BMW F900 R Cup	TBE	TBE	TBE	TBE	TBE	TBE	TBE	TBE	TBE
BSB Best Lap Ever	1:32.948	Bradley Ray - Rich Energy OMG Racing Yamaha - (Q2 24/9/22)							

START LIST



NO	CL	NAME	NAT	ENTRY
2		John McGUINNESS	McG	GBR Honda - Honda Racing UK
3		Billy McCONNELL	McC	AUS Honda - C&L Fairburn Properties Jackson Racing
4		Dan LINFOOT	LIN	GBR Honda - Optimum Bikes Racing Ltd
5		Richard KERR	KER	IRL Honda - AMD Motorsport
6		Craig NEVE	NEV	GBR Honda - Bathams Racing
7		Kade VERWEY	VER	GBR BMW - Team XG Racing
8		Lewis ROLLO	ROL	GBR Aprilia - IN Competition / Aprilia
10		Joe SHELDON-SHAW	SSH	GBR Suzuki - Forward Vision Racing
11		Simon REID	REI	GBR Honda - C&L Fairburn Properties Jackson Racing
12		Luke HEDGER	HED	GBR Kawasaki - MAD Racing
15		Nathan HARRISON	HON	GBR Honda - Honda Racing UK
17		Matty WHELAN	WHE	GBR Suzuki - Milestone by ATS Racing
18		Shaun WINFIELD	WIN	GBR Honda - TAG Racing
19		Joe TALBOT	TAL	GBR Honda - JR Performance Racing
22		Dave MACKAY	MAC	GBR Suzuki - True Heroes Racing
23		David ALLINGHAM	ALL	GBR Honda - Milenco by Padgetts Motorcycles
24		Conor CUMMINS	CUM	GBR Honda - Milenco by Padgetts Motorcycles
25		Jorel BOERBOOM	BOE	NLD Kawasaki - G&S Racing
26		Joe MOORE	MOO	GBR Suzuki - Clearline Racing
27		Max SYMONDS	SYM	GBR Yamaha - Symonds Racing
28		Shane RICHARDSON	RIC	NZL Kawasaki - LDR
31		Sam COX	COX	GBR BMW - Sam Cox Racing with Armada Marine Cables
33		Connor THOMSON	THO	GBR Kawasaki - Sound Advice Hearing Racing
34		Alastair SEELEY	SEE	GBR BMW - SYNETIQ BMW Motorrad
35		Stephen SMITH	S.SMI	GBR Honda - Slipps Road Racing
36		Jamie COWARD	COW	GBR Honda - KTS Racing
37		James HILLIER	HIL	GBR Yamaha - LAMI OMG Racing Yamaha
39		Max MORGAN	MOR	GBR Kawasaki - MSS Performance
40		Joe FRANCIS	FRA	GBR Kawasaki - STAUFF Fluid Power / GR Motosport
45		Scott SWANN	SWA	GBR Yamaha - Swann Racing
50		Michael EVANS	EVA	GBR Suzuki - Michael Evans Racing
51		Brayden ELLIOTT	ELL	AUS Kawasaki - DAO Racing
53		Josh WAINWRIGHT	WAI	GBR Honda - JW MOT Centre
54		Franco BOURNE	BOU	GBR Honda - Marvel HCL Motorsport
55		Ash BEECH	BEE	GBR Honda - Jones Dorling Racing
56		Richard WHITE	WHI	GBR BMW - Trackdudes powered by Hilltop Motorcycles
59		Matt TRUELOVE	TRU	GBR Honda - TAG Racing
61		Dave SELLERS	SEL	GBR Suzuki - True Heroes Racing
75		Alex OLSEN	OLS	GBR Honda - Cumins by Team IWR Honda
77		Brent HARRAN	HRN	ZAF Honda - Optimum Bikes Racing Ltd
80		Callum BEY	BEY	GBR Suzuki - FilterLogic by EightZero Racing
86		Frederico LOPES-REGO	LOP	PRT Yamaha - FLR Racing
90		Rory PARKER	PAR	GBR Suzuki - RP Racing
94		Lee WILLIAMS	WIL	GBR Kawasaki - Team Wilo Racing
96		Kieran SMITH	K.SMI	GBR Honda - Corkie Racing
99		Ben LUXTON	LUX	GBR Honda - Ben Luxton Racing

Total Competitors: 46

Oulton Park International: 2.6920 miles

Results can be found at www.britishsuperbike.com

Printed - 14:05 Thursday, 27 April 2023



2022 Pirelli National Superstock Championship with Santander Consumer Finance
RIDER PERFORMANCE CHART AFTER ROUND 2



#	NAME / BIKE	7th - 9th April	Silverstone National	29th April - 1st May Oulton Park International	19th - 21st May Donington Park GP	16th - 18th June	Knockhill	7th - 9th July Snetterton 300	8 21st - 23rd July	9 Brands Hatch GP	10 11th - 13th August	11 Thruxton	12 26th - 28th August Cadwell Park	13 15th - 17th September	14 Oulton Park International	15 29th Sept - 1st October	16 Donington Park National	17 13th - 15th October	18 Brands Hatch GP	CHAMPIONSHIP POSITION	
		1	2	3	4	5	6	7	8	9	10	11	12	13	14	15	16	17	18		
2	John McGUINNESS (Honda)	22	20																		
3	Billy McCONNELL (Honda)	3	DNF																		7
4	Dan LINFOOT (Honda)	4	2 *																		3
5	Richard KERR (Honda)	5	5																		4
6	Criag NEVE (Honda)	25	DNF																		
7	Kade VERWEY (BMW)	15	14																		16
8	Lewis ROLLO (Aprilia)	8	DNF																		11
9	Michael DUNLOP (Honda)	DNF	17																		
10	Joe SHELDON-SHAW (Suzuki)	13	11																		13
11	Simon REID (Honda)	21	19																		
12	Luke HEDGER (Kawasaki)	18	16																		
15	Nathan HARRISON (Honda)	24	DNF																		
17	Matty WHELAN (Suzuki)	32	24																		
18	Shaun WINFIELD (Honda)	DNF	DNF																		
19	Joe TALBOT (Honda)	6 *	4																		5
20	David JOHNSON (Honda)	DNF	29																		
22	Dave MACKAY (Suzuki)	DNQ	28																		
23	David ALLINGHAM (Honda)	11	9																		10
24	Conor CUMMINS (Honda)	19	18																		
25	Jorel BOERBOOM (Kawasaki)	31	25																		
26	Joe MOORE (Suzuki)	29	22																		
27	Max SYMONDS (Yamaha)	30	DNF																		
30	Phil ROOKE (Kawasaki)	DNQ	DNQ																		
31	Sam COX (BMW)	16	15																		17
34	Alastair SEELEY (BMW)	10	6																		8
36	Jamie COWARD (Honda)	DNQ	DNQ																		
37	James HILLIER (Yamaha)	23	DNS																		
39	Max MORGAN (Kawasaki)	DNF	DNF																		
40	Joe FRANCIS (Kawasaki)	7	7																		6
42	Jonathan PERRY (Kawasaki)	34	DNF																		
45	Scott SWANN (Yamaha)	DNF	DNS																		
50	Michael EVANS (Suzuki)	26	27																		
51	Brayden ELLIOTT (Kawasaki)	17	12																		15
53	Josh WAINWRIGHT (Honda)	20	21																		
54	Franco BOURNE (Honda)	2	1																		1
55	Ash BEECH (Honda)	14	13																		14
59	Matt TRUELOVE (Honda)	12	10																		12
62	Sam WEST (BMW)	27	23																		
75	Alex OLSEN (Honda)	1	3																		2
77	Brent HARRAN (Honda)	28	DNF																		
83	Forest DUNN (Suzuki)	DNQ	DNQ																		
86	Frederico LOPES-REGO (BMW)	DNQ	DNF																		
93	James SKELDING (Kawasaki)	DNF	DNF																		
96	Kieran SMITH (Honda)	33	26																		
99	Ben LUXTON (Honda)	9	8																		9

* Denotes Fastest Lap | DNF = Did Not Finish | DNQ = Did Not Qualify | DNS = Did Not Start |

NC = Finished but Not Classified | DQ - Disqualified | Change of Team/Machine ||

Denotes Pole Position



FREE PRACTICE 1 - CLASSIFICATION

POS	NO	NAME	NAT	ENTRY	TIME	ON	LAPS	GAP	DIFF	MPH
1	34	Alastair SEELEY	GBR	BMW - SYNETIQ BMW Motorrad	1:36.657	12	15			100.26
2	75	Alex OLSEN	GBR	Honda - Cumins by Team IWR Honda	1:36.766	12	14	0.109	0.109	100.15
3	23	David ALLINGHAM	GBR	Honda - Milenco by Padgetts Motorcycles	1:36.823	8	14	0.166	0.057	100.09
4	4	Dan LINFOOT	GBR	Honda - Optimum Bikes Racing Ltd	1:36.843	10	17	0.186	0.020	100.07
5	19	Joe TALBOT	GBR	Honda - JR Performance Racing	1:36.984	7	14	0.327	0.141	99.92
6	3	Billy McCONNELL	AUS	Honda - C&L Fairburn Properties Jackson Racing	1:36.998	13	14	0.341	0.014	99.91
7	54	Franco BOURNE	GBR	Honda - Marvel HCL Motorsport	1:37.172	14	16	0.515	0.174	99.73
8	5	Richard KERR	IRL	Honda - AMD Motorsport	1:37.289	7	16	0.632	0.117	99.61
9	8	Lewis ROLLO	GBR	Aprilia - IN Competition / Aprilia	1:37.306	8	14	0.649	0.017	99.59
10	99	Ben LUXTON	GBR	Honda - Ben Luxton Racing	1:37.764	9	17	1.107	0.458	99.12
11	10	Joe SHELDON-SHAW	GBR	Suzuki - Forward Vision Racing	1:37.819	12	13	1.162	0.055	99.07
12	55	Ash BEECH	GBR	Honda - Jones Dorling Racing	1:38.144	9	12	1.487	0.325	98.74
13	40	Joe FRANCIS	GBR	Kawasaki - STAUFF Fluid Power / GR Motosport	1:38.318	10	10	1.661	0.174	98.57
14	24	Conor CUMMINS	GBR	Honda - Milenco by Padgetts Motorcycles	1:38.393	8	15	1.736	0.075	98.49
15	18	Shaun WINFIELD	GBR	Honda - TAG Racing	1:38.469	12	13	1.812	0.076	98.41
16	51	Brayden ELLIOTT	AUS	Kawasaki - DAO Racing	1:38.492	7	12	1.835	0.023	98.39
17	12	Luke HEDGER	GBR	Kawasaki - MAD Racing	1:38.544	5	14	1.887	0.052	98.34
18	77	Brent HARRAN	ZAF	Honda - Optimum Bikes Racing Ltd	1:38.775	12	16	2.118	0.231	98.11
19	2	John McGUINNESS	GBR	Honda - Honda Racing UK	1:39.022	15	16	2.365	0.247	97.87
20	59	Matt TRUELOVE	GBR	Honda - TAG Racing	1:39.281	13	13	2.624	0.259	97.61
21	15	Nathan HARRISON	GBR	Honda - Honda Racing UK	1:39.801	16	16	3.144	0.520	97.10
22	6	Craig NEVE	GBR	Honda - Bathams Racing	1:40.056	9	15	3.399	0.255	96.85
23	11	Simon REID	GBR	Honda - C&L Fairburn Properties Jackson Racing	1:40.204	11	16	3.547	0.148	96.71
24	37	James HILLIER	GBR	Yamaha - LAMI OMG Racing Yamaha	1:40.379	4	11	3.722	0.175	96.54
25	27	Max SYMONDS	GBR	Yamaha - Symonds Racing	1:40.432	9	14	3.775	0.053	96.49
26	31	Sam COX	GBR	BMW - Sam Cox Racing with Armada Marine Cables	1:40.518	9	11	3.861	0.086	96.41
27	36	Jamie COWARD	GBR	Honda - KTS Racing	1:40.529	17	17	3.872	0.011	96.40
28	80	Callum BEY	GBR	Suzuki - FilterLogic by EightZero Racing	1:40.761	9	16	4.104	0.232	96.18
29	45	Scott SWANN	GBR	Yamaha - Swann Racing	1:40.825	12	16	4.168	0.064	96.12
30	53	Josh WAINWRIGHT	GBR	Honda - JW MOT Centre	1:40.868	9	11	4.211	0.043	96.07
31	17	Matty WHELAN	GBR	Suzuki - Milestone by ATS Racing	1:41.129	13	15	4.472	0.261	95.83
32	96	Kieran SMITH	GBR	Honda - Corkie Racing	1:41.182	12	15	4.525	0.053	95.78
33	90	Rory PARKER	GBR	Suzuki - RP Racing	1:41.224	11	12	4.567	0.042	95.74
34	94	Lee WILLIAMS	GBR	Kawasaki - Team Wilo Racing	1:41.286	6	11	4.629	0.062	95.68
35	61	Dave SELLERS	GBR	Suzuki - True Heroes Racing	1:41.337	11	17	4.680	0.051	95.63
36	26	Joe MOORE	GBR	Suzuki - Clearline Racing	1:41.417	4	5	4.760	0.080	95.55
37	35	Stephen SMITH	GBR	Honda - Slipps Road Racing	1:41.803	8	15	5.146	0.386	95.19
38	39	Max MORGAN	GBR	Kawasaki - MSS Performance	1:42.137	7	13	5.480	0.334	94.88
39	22	Dave MACKAY	GBR	Suzuki - True Heroes Racing	1:42.143	15	16	5.486	0.006	94.87
40	50	Michael EVANS	GBR	Suzuki - Michael Evans Racing	1:43.094	5	13	6.437	0.951	94.00
41	25	Jorel BOERBOOM	NLD	Kawasaki - G&S Racing	1:43.263	2	4	6.606	0.169	93.85
42	33	Connor THOMSON	GBR	Kawasaki - Sound Advice Hearing Racing	1:44.711	13	13	8.054	1.448	92.55
43	28	Shane RICHARDSON	NZL	Kawasaki - LDR	1:45.866	2	3	9.209	1.155	91.54

QUALIFYING LAPTIME (110.0% of 1:36.657) = 1:46.322

44	86	Frederico LOPES-REGO	PRT	Yamaha - FLR Racing			1
45	57	Richard WHITE	GBR	BMW - Trackdudes powered by Hilltop Motorcycles			1

#6 - Lap 3 time cancelled - Missed chicane at Turn 7/8
 #6 - Lap 8 time cancelled - Missed chicane at Turn 7/8
 #6 - Lap 11 time cancelled - Missed chicane at Turn 7/8

Weather / Track : Cloudy / Dry

These results are provisional until the conclusion of any judicial and technical matters.

Oulton Park International: 2.6920 miles

Date: 29/04/2023 Start: 11:00 Finish: 11:36

Race Director : Stuart Higgs	Stewards :	Timekeeper : Richard Evans
<i>S. Higgs</i>		<i>R. EVANS</i>
<small>Digitally Approved at 11:47 Saturday, 29 April 2023</small>		<small>Digitally Approved at 11:47 Saturday, 29 April 2023</small>

Results can be found at www.britishsuperbike.com

Printed - 11:41 Saturday, 29 April 2023

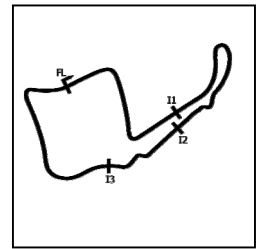


MCRCB BULLETIN TK023

2023 Bennetts British Superbike Championship - Round 2

2023 Pirelli National Superstock with Santander Consumer Finance

FREE PRACTICE 1 - SECTOR ANALYSIS



SECTOR 1 = FL to I1, SECTOR 2 = I1 to I2 SECTOR 3 = I2 to I3, SECTOR 4 = I3 to FL, DIFF = Difference To Personal Best Lap, P = Crossed Finish Line in Pit Lane, D = Time Disallowed

P1 34		Alastair SEELEY						BMW - SYNETIQ BMW Motorrad			
IDEAL LAP TIME : 1:36.463		BEST LAP TIME : 1:36.657			DIFFERENCE : 0.194						
LAP	SECTOR 1	SECTOR 2		SECTOR 3		SECTOR 4		LAP TIME	MPH	DIFF	TIME OF DAY
1 -	OUTLAP	132.1	31.618	113.3	21.025	123.3	29.624	141.8			11:02:03.823
2 -	24.711	151.4	29.436	120.2	19.541	130.8	27.220	144.3	1:40.908	96.04	4.251 11:03:44.731
3 -	24.207	147.8	30.059	115.5	19.878	126.3	27.345	141.8	1:41.489	95.49	4.832 11:05:26.220
4 -	24.180	152.5	28.384	120.0	19.410	131.0	26.981	143.0	1:38.955	97.93	2.298 11:07:05.175
5 -	24.072	152.1	28.093	118.5	19.229	130.0	27.033	142.4	1:38.427	98.46	1.770 11:08:43.602
6 -	23.973	152.8	27.813	118.3	19.269	132.1	26.762	142.4	1:37.817	99.07	1.160 11:10:21.419
7 -	25.209	142.4	29.162	112.7	20.112	122.9	IN PIT		1:47.843 P	89.86	11.186 11:12:09.262
8 -	OUTLAP	141.2	28.931	116.7	20.063	126.8	27.786	142.7	9:34.828	16.85	7:58.171 11:21:44.090
9 -	23.815	154.2	28.506	117.3	19.135	132.3	26.659	144.0	1:38.115	98.77	1.458 11:23:22.205
10 -	23.776	153.2	27.485	120.4	18.970	132.3	26.519	143.0	1:36.750 (2)	100.16	0.093 11:24:58.955
11 -	24.413	145.8	28.700	116.3	19.538	127.3	26.838	144.0	1:39.489	97.41	2.832 11:26:38.444
12 -	23.851	151.8	27.467	121.3	18.914	133.1	26.425	144.6	1:36.657 (1)	100.26	11:28:15.101
13 -	23.716	154.9	27.530	120.4	18.993	134.4	26.599	146.2	1:36.838	100.07	0.181 11:29:51.939
14 -	23.944	152.8	27.535	123.1	18.944	132.6	26.366	147.1	1:36.789 (3)	100.12	0.132 11:31:28.728
15 -	26.780	93.0	29.991	116.7	19.470	131.0	IN PIT		1:48.314 P	89.47	11.657 11:33:17.042

P2 75		Alex OLSEN						Honda - Cumins by Team IWR Honda			
IDEAL LAP TIME : 1:36.501		BEST LAP TIME : 1:36.766			DIFFERENCE : 0.265						
LAP	SECTOR 1	SECTOR 2		SECTOR 3		SECTOR 4		LAP TIME	MPH	DIFF	TIME OF DAY
1 -	OUTLAP	131.5	31.905	113.7	37.185	112.0	28.294	139.5			11:02:25.543
2 -	24.575	150.8	28.639	117.5	20.138	122.6	27.723	140.9	1:41.075	95.88	4.309 11:04:06.618
3 -	29.018	66.2	34.094	92.1	21.105	130.3	27.027	139.8	1:51.244	87.11	14.478 11:05:57.862
4 -	24.032	152.1	27.597	113.9	19.136	127.8	26.687	140.3	1:37.452	99.44	0.686 11:07:35.314
5 -	23.821	152.5	27.674	116.7	19.399	121.3	27.649	140.9	1:38.543	98.34	1.777 11:09:13.857
6 -	23.984	153.5	27.612	117.7	20.405	120.2	IN PIT		1:50.572 P	87.64	13.806 11:11:04.429
7 -	OUTLAP	146.8	29.026	114.9	19.545	128.5	28.273	139.8	11:49.466	13.65	10:12.700 11:22:53.895
8 -	23.846	152.8	28.811	114.9	19.138	130.0	26.837	139.8	1:38.632	98.25	1.866 11:24:32.527
9 -	23.810	152.1	27.728	116.1	19.036	129.3	26.471	140.6	1:37.045 (3)	99.86	0.279 11:26:09.572
10 -	24.196	150.4	28.662	113.5	20.048	125.9	27.034	139.5	1:39.940	96.97	3.174 11:27:49.512
11 -	23.794	150.4	27.388	115.1	18.965	128.0	26.735	139.2	1:36.882 (2)	100.03	0.116 11:29:26.394
12 -	23.797	151.1	27.476	116.9	18.848	129.8	26.645	138.9	1:36.766 (1)	100.15	11:31:03.160
13 -	28.730	120.4	32.267	86.4	33.196	124.7	IN PIT		2:11.674 P	73.60	34.908 11:33:14.834
14 -	OUTLAP	148.1	28.814	115.3	19.510	129.8	27.690	138.6	3:15.676	49.52	1:38.910 11:36:30.510

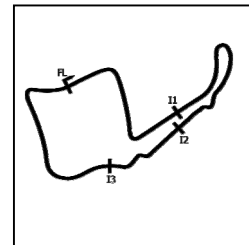
P3 23		David ALLINGHAM						Honda - Milenco by Padgetts Motorcycles			
IDEAL LAP TIME : 1:36.487		BEST LAP TIME : 1:36.823			DIFFERENCE : 0.336						
LAP	SECTOR 1	SECTOR 2		SECTOR 3		SECTOR 4		LAP TIME	MPH	DIFF	TIME OF DAY
1 -	OUTLAP	129.5	31.615	109.6	22.325		30.155	139.2			11:02:56.566
2 -	24.632	150.4	28.697	115.1	19.553		27.142	139.5	1:40.024	96.88	3.201 11:04:36.590
3 -	24.095	150.8	29.265	115.7	31.487	92.0	29.671	138.3	1:54.518	84.62	17.695 11:06:31.108
4 -	24.076	149.7	27.606	118.9	19.105	131.8	26.729	138.6	1:37.516 (3)	99.38	0.693 11:08:08.624
5 -	23.978	149.7	27.919	118.7	19.644		27.700	137.2	1:39.241	97.65	2.418 11:09:47.865
6 -	23.790	150.8	27.590	118.9	19.409	129.5	27.005	138.9	1:37.794	99.09	0.971 11:11:25.659
7 -	OUTLAP	136.6	29.432	116.3	21.841	109.1	27.980	139.5	12:09.887	13.27	10:33.064 11:23:35.546
8 -	23.936	149.7	27.396	118.9	19.075	131.8	26.416	139.5	1:36.823 (1)	100.09	11:25:12.369
9 -	23.692	152.1	27.881	118.3	19.073	131.5	28.594	140.1	1:39.240	97.65	2.417 11:26:51.609
10 -	23.882	149.7	27.391	118.5	19.228	131.3	26.564	140.6	1:37.065 (2)	99.84	0.242 11:28:28.674
11 -	24.207	151.1	28.214	120.0	19.742	128.0	27.523	138.9	1:39.686	97.21	2.863 11:30:08.360
12 -	23.794	150.4	31.601	64.9	24.840	126.1	27.849	138.9	4:48.084 D	89.66	11.261 11:31:56.444
13 -	23.926	148.1	27.779	118.5	29.284	121.1	IN PIT		1:58.215 P	81.98	21.392 11:33:54.659
14 -	OUTLAP				97.1		33.224	122.4	4:06.554	39.30	2:29.731 11:38:01.213

MCRCB BULLETIN TK023

2023 Bennetts British Superbike Championship - Round 2

2023 Pirelli National Superstock with Santander Consumer Finance

FREE PRACTICE 1 - SECTOR ANALYSIS



SECTOR 1 = FL to I1, SECTOR 2 = I1 to I2 SECTOR 3 = I2 to I3, SECTOR 4 = I3 to FL, DIFF = Difference To Personal Best Lap, P = Crossed Finish Line in Pit Lane, D = Time Disallowed

P4		4		Dan LINFOOT				Honda - Optimum Bikes Racing Ltd				
IDEAL LAP TIME : 1:36.775		BEST LAP TIME : 1:36.843		DIFFERENCE : 0.068								
LAP	SECTOR 1	SECTOR 2		SECTOR 3		SECTOR 4		LAP TIME	MPH	DIFF	TIME OF DAY	
1 -	OUTLAP	145.5	31.466	113.3	20.620	125.6	27.685	140.9			11:02:26.721	
2 -	24.387	150.8	28.752	116.7	20.118	129.5	27.400	138.3	1:40.657	96.28	3.814	11:04:07.378
3 -	24.322	153.5	28.848	119.4	19.552	125.2	26.948	140.1	1:39.670	97.23	2.827	11:05:47.048
4 -	23.794	151.8	27.777	118.1	19.182	128.0	26.955	139.5	1:37.708	99.18	0.865	11:07:24.756
5 -	25.049	138.9	29.183	117.1	19.760	128.5	27.829	140.3	1:41.821	95.17	4.978	11:09:06.577
6 -	24.351	151.8	28.271	118.9	19.802	126.3	27.218	139.2	1:39.642	97.26	2.799	11:10:46.219
7 -	23.943	152.5	27.595	119.1	19.019	130.0	26.737	140.9	1:37.294 (2)	99.60	0.451	11:12:23.513
8 -	OUTLAP	146.2	28.567	116.3	19.595	128.0	27.346	139.2	9:06.538	17.73	7:29.695	11:21:30.051
9 -	23.836	152.8	27.522	119.4	19.422	127.8	26.831	140.1	1:37.611	99.28	0.768	11:23:07.662
10 -	23.862	153.2	27.437	118.3	18.961	128.8	26.583	141.5	1:36.843 (1)	100.07		11:24:44.505
11 -	24.146	152.8	29.851	113.7	20.073	128.0	27.284	139.5	1:41.354	95.61	4.511	11:26:25.859
12 -	23.822	152.1	28.479	113.1	19.779	124.9	26.849	140.1	1:38.929	97.96	2.086	11:28:04.788
13 -	23.971	153.2	27.682	118.9	19.110	127.8	26.705	140.6	1:37.468 (3)	99.43	0.625	11:29:42.256
14 -	26.987	142.4	28.852	96.2	20.352	125.4	27.261	139.5	1:43.452	93.67	6.609	11:31:25.708
15 -	24.235	147.1	31.538	117.5	19.694	129.3	27.154	140.1	1:42.621	94.43	5.778	11:33:08.329
16 -	24.068	151.8	27.578	119.6	19.474	126.8	27.573	139.5	1:38.693	98.19	1.850	11:34:47.022
17 -	25.529	150.8	28.730	112.7	20.121	124.2	28.035	130.0	1:42.415	94.62	5.572	11:36:29.437

P5		19		Joe TALBOT				Honda - JR Performance Racing				
IDEAL LAP TIME : 1:36.522		BEST LAP TIME : 1:36.984		DIFFERENCE : 0.462								
LAP	SECTOR 1	SECTOR 2		SECTOR 3		SECTOR 4		LAP TIME	MPH	DIFF	TIME OF DAY	
1 -	OUTLAP	142.7	29.922	116.5	19.789	120.2	27.788	140.6			11:01:48.947	
2 -	24.355	152.5	28.554	116.9	19.142	131.5	26.742	142.1	1:38.793	98.09	1.809	11:03:27.740
3 -	24.031	153.5	27.674	120.2	19.017	129.8	26.917	141.2	1:37.639	99.25	0.655	11:05:05.379
4 -	24.059	153.9	27.900	117.5	18.924	131.0	26.738	141.5	1:37.621 (3)	99.27	0.637	11:06:43.000
5 -	24.213	151.8	28.619	97.3	20.841	116.7	IN PIT		1:48.587 P	89.24	11.603	11:08:31.587
6 -	OUTLAP	139.5	28.527	114.9	21.958	77.7	27.953	140.1	15:02.368	10.73	13:25.384	11:23:33.955
7 -	23.835	153.5	27.516	116.5	19.162	133.1	26.471	141.8	1:36.984 (1)	99.92		11:25:10.939
8 -	23.945	152.8	27.292	117.7	19.027	131.3	IN PIT		1:43.257 P	93.85	6.273	11:26:54.196
9 -	OUTLAP	151.1	27.508	118.5	19.003	130.8	26.870	141.5	1:51.079	87.24	14.095	11:28:45.275
10 -	23.913	151.4	28.695	87.2	21.807	120.0	26.922	142.4	1:41.337	95.63	4.353	11:30:26.612
11 -	23.836	153.2	27.509	118.5	19.063	131.3	26.682	140.3	1:37.090 (2)	99.81	0.106	11:32:03.702
12 -	24.578	146.8	29.452	117.1	19.011	132.3	26.630	140.9	1:39.671	97.23	2.687	11:33:43.373
13 -	24.300	151.4	27.779	113.5	19.213	129.5	27.024	140.1	1:38.316	98.57	1.332	11:35:21.689
14 -	28.564	138.6	30.622	112.5	27.477	114.3	29.165	121.5	1:55.828	83.66	18.844	11:37:17.517

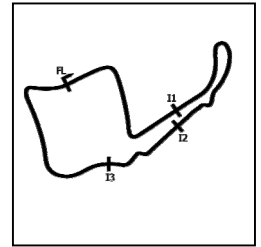
P6		3		Billy McCONNELL				Honda - C&L Fairburn Properties Jackson Racing				
IDEAL LAP TIME : 1:36.814		BEST LAP TIME : 1:36.998		DIFFERENCE : 0.184								
LAP	SECTOR 1	SECTOR 2		SECTOR 3		SECTOR 4		LAP TIME	MPH	DIFF	TIME OF DAY	
1 -	OUTLAP	137.2	31.251	111.8	22.218	117.1	IN PIT		P		11:02:10.945	
2 -	OUTLAP	145.2	28.545	119.4	20.239	126.8	27.257	140.3	1:57.160	82.71	20.162	11:04:08.105
3 -	24.537	146.8	29.415	111.8	19.712	130.5	27.731	140.6	1:41.395	95.57	4.397	11:05:49.500
4 -	24.568	149.4	27.826	117.5	19.700	124.5	27.125	140.9	1:39.219	97.67	2.221	11:07:28.719
5 -	24.031	150.8	27.638	118.1	19.214	130.3	27.171	140.9	1:38.054	98.83	1.056	11:09:06.773
6 -	24.629	142.4	28.807	118.7	19.664	123.3	27.749	140.1	1:40.849	96.09	3.851	11:10:47.622
7 -	24.132	149.7	27.430	114.9	19.044	130.0	26.668	141.5	1:37.274 (2)	99.62	0.276	11:12:24.896
8 -	OUTLAP	145.8	28.175	115.7	19.483	129.3	26.921	138.9	14:09.444	11.40	12:32.446	11:26:34.340
9 -	24.004	148.7	27.598	114.5	19.187	129.8	26.522	139.8	1:37.311 (3)	99.59	0.313	11:28:11.651
10 -	23.940	150.8	29.102	109.1	19.575	129.3	26.890	140.3	1:39.507	97.39	2.509	11:29:51.158
11 -	25.752	135.8	28.033	115.9	19.466	128.0	27.311	140.9	1:40.562	96.37	3.564	11:31:31.720
12 -	24.626	138.3	28.103	113.1	19.295	126.3	26.841	141.5	1:38.865	98.02	1.867	11:33:10.585
13 -	23.981	148.7	27.469	117.9	18.922	130.5	26.626	140.3	1:36.998 (1)	99.91		11:34:47.583
14 -	23.997	150.1	28.305	117.1	20.505	125.6	28.160	133.4	1:40.967	95.98	3.969	11:36:28.550

MCRCB BULLETIN TK023

2023 Bennetts British Superbike Championship - Round 2

2023 Pirelli National Superstock with Santander Consumer Finance

FREE PRACTICE 1 - SECTOR ANALYSIS



SECTOR 1 = FL to I1, SECTOR 2 = I1 to I2 SECTOR 3 = I2 to I3, SECTOR 4 = I3 to FL, DIFF = Difference To Personal Best Lap, P = Crossed Finish Line in Pit Lane, D = Time Disallowed

P7 54		Franco BOURNE						Honda - Marvel HCL Motorsport				
IDEAL LAP TIME : 1:36.984		BEST LAP TIME : 1:37.172			DIFFERENCE : 0.188							
LAP	SECTOR 1	SECTOR 2		SECTOR 3		SECTOR 4		LAP TIME	MPH	DIFF	TIME OF DAY	
1 -	OUTLAP	143.7	29.550	105.8	20.265	125.4	27.288	138.6			11:01:46.092	
2 -	24.545	148.4	28.310	113.7	19.480	128.3	27.037	138.0	1:39.372	97.52	2.200	11:03:25.464
3 -	24.318	146.2	28.266	115.3	19.458	127.8	26.785	136.3	1:38.827	98.06	1.655	11:05:04.291
4 -	24.044	150.1	28.022	115.3	19.318	127.8	26.724	138.9	1:38.108	98.78	0.936	11:06:42.399
5 -	24.352	150.4	28.141	113.7	19.384	128.3	26.597	139.8	1:38.474	98.41	1.302	11:08:20.873
6 -	23.977	149.7	27.579	115.5	19.282	130.8	26.535	140.9	1:37.373 (3)	99.52	0.201	11:09:58.246
7 -	25.696	146.5	29.019	111.6	19.916	122.6	IN PIT		1:48.823 P	89.05	11.651	11:11:47.069
8 -	OUTLAP	146.2	28.381	115.1	19.649	129.3	27.067	136.6	9:38.646	16.74	8:01.474	11:21:25.715
9 -	24.011	152.8	27.719	116.3	19.396	127.5	26.642	138.6	1:37.768	99.12	0.596	11:23:03.483
10 -	23.812	152.5	27.619	115.3	19.396	130.0	26.551	138.6	1:37.378	99.52	0.206	11:24:40.861
11 -	23.778	153.2	27.821	116.1	19.333	130.3	26.635	142.1	1:37.567	99.32	0.395	11:26:18.428
12 -	24.204	153.5	32.951	100.9	30.293	130.0	26.757	137.7	1:54.205	84.85	17.033	11:28:12.633
13 -	23.831	153.2	28.311	108.7	19.887	131.5	26.679	142.1	1:38.708	98.18	1.536	11:29:51.341
14 -	23.871	151.4	27.549	115.5	19.171	128.3	26.581	140.6	1:37.172 (1)	99.73		11:31:28.513
15 -	23.998	152.1	27.500	118.5	19.208	130.8	26.546	140.6	1:37.252 (2)	99.65	0.080	11:33:05.765
16 -	23.791	152.5	29.122	96.6	30.851	110.7	IN PIT		1:59.630 P	81.01	22.458	11:35:05.395

P8 5		Richard KERR						Honda - AMD Motorsport				
IDEAL LAP TIME : 1:37.074		BEST LAP TIME : 1:37.289			DIFFERENCE : 0.215							
LAP	SECTOR 1	SECTOR 2		SECTOR 3		SECTOR 4		LAP TIME	MPH	DIFF	TIME OF DAY	
1 -	OUTLAP	123.3	32.486	111.6	21.058	116.9	32.695	126.8			11:02:15.085	
2 -	27.000	127.8	30.738	115.5	21.400	111.4	32.941	136.3	1:52.079	86.46	14.790	11:04:07.164
3 -	24.487	148.7	29.185	117.1	19.893	125.9	27.700	136.6	1:41.265	95.70	3.976	11:05:48.429
4 -	24.184	147.1	27.930	116.1	19.031	127.8	26.916	137.5	1:38.061	98.82	0.772	11:07:26.490
5 -	24.367	140.1	28.670	116.7	19.704	128.3	27.778	141.2	1:40.519	96.41	3.230	11:09:07.009
6 -	24.625	150.1	28.761	116.7	19.978	124.7	27.589	139.2	1:40.953	95.99	3.664	11:10:47.962
7 -	24.055	150.1	27.440	116.7	19.137	129.8	26.657	138.0	1:37.289 (1)	99.61		11:12:25.251
8 -	OUTLAP	141.8	29.767	112.4	20.726	122.6	29.147	134.4	9:01.212	17.90	7:23.923	11:21:26.463
9 -	24.126	149.7	27.479	116.3	18.950	129.5	26.851	139.5	1:37.406 (2)	99.49	0.117	11:23:03.869
10 -	24.057	149.1	28.001	114.9	19.207	129.5	26.870	140.3	1:38.135	98.75	0.846	11:24:42.004
11 -	24.027	149.7	27.589	116.3	19.150	130.5	26.791	138.6	1:37.557 (3)	99.33	0.268	11:26:19.561
12 -	25.628	146.5	30.038	86.7	23.256	109.8	27.401	138.0	1:46.323	91.14	9.034	11:28:05.884
13 -	24.187	149.7	27.530	114.9	19.247	129.8	26.708	139.5	1:37.672	99.22	0.383	11:29:43.556
14 -	25.142	148.1	32.456	114.7	22.080	85.5	IN PIT		1:56.054 P	83.50	18.765	11:31:39.610
15 -	OUTLAP	136.1	30.412	91.5	20.405	126.6	27.993	138.3	4:30.212	35.86	2:52.923	11:36:09.822
16 -	24.305	146.2	27.744	115.9	19.243	127.8	26.932	138.0	1:38.224	98.66	0.935	11:37:48.046

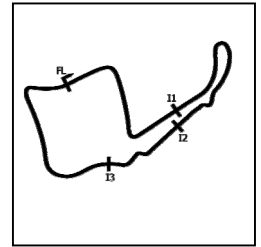
P9 8		Lewis ROLLO						Aprilia - IN Competition / Aprilia				
IDEAL LAP TIME : 1:37.179		BEST LAP TIME : 1:37.306			DIFFERENCE : 0.127							
LAP	SECTOR 1	SECTOR 2		SECTOR 3		SECTOR 4		LAP TIME	MPH	DIFF	TIME OF DAY	
1 -	OUTLAP	130.8	32.611	107.3	20.952	121.3	IN PIT		P		11:02:18.281	
2 -	OUTLAP	149.7	28.645	117.3	19.791	122.0	28.442	141.2	1:51.713	86.75	14.407	11:04:09.994
3 -	24.398	150.1	28.242	116.1	19.610	131.0	27.486	140.6	1:39.736	97.16	2.430	11:05:49.730
4 -	24.440	143.3	28.149	119.1	19.541	129.3	27.306	142.4	1:39.436	97.46	2.130	11:07:29.166
5 -	23.968	153.2	28.291	113.1	19.388	129.3	27.314	140.6	1:38.961	97.93	1.655	11:09:08.127
6 -	24.571	145.8	28.724	115.7	19.903	127.0	IN PIT		1:47.902 P	89.81	10.596	11:10:56.029
7 -	OUTLAP	150.8	28.369	116.1	19.572	127.3	27.054	140.6	12:11.766	13.24	10:34.460	11:23:07.795
8 -	23.984	152.5	27.593	117.7	19.199	131.0	26.530	141.8	1:37.306 (1)	99.59		11:24:45.101
9 -	23.857	153.2	27.759	116.5	19.383	130.5	26.903	141.2	1:37.902 (2)	98.98	0.596	11:26:23.003
10 -	24.089	150.8	28.439	110.0	24.445	124.2	27.818	139.5	1:44.791	92.48	7.485	11:28:07.794
11 -	24.018	150.4	27.963	117.1	19.446	130.3	26.843	141.5	1:38.270	98.61	0.964	11:29:46.064
12 -	24.007	152.5	27.853	117.3	19.359	130.5	26.874	140.9	1:38.093 (3)	98.79	0.787	11:31:24.157
13 -	24.059	149.7	27.936	115.7	19.302	130.8	26.839	139.5	1:38.136	98.75	0.830	11:33:02.293
14 -	25.089	144.9	29.961	104.3	20.489	124.9	IN PIT		1:49.237 P	88.71	11.931	11:34:51.530

MCRCB BULLETIN TK023

2023 Bennetts British Superbike Championship - Round 2

2023 Pirelli National Superstock with Santander Consumer Finance

FREE PRACTICE 1 - SECTOR ANALYSIS



SECTOR 1 = FL to I1, SECTOR 2 = I1 to I2 SECTOR 3 = I2 to I3, SECTOR 4 = I3 to FL, DIFF = Difference To Personal Best Lap, P = Crossed Finish Line in Pit Lane, D = Time Disallowed

P10 99		Ben LUXTON				Honda - Ben Luxton Racing						
IDEAL LAP TIME : 1:37.570		BEST LAP TIME : 1:37.764				DIFFERENCE : 0.194						
LAP	SECTOR 1	SECTOR 2		SECTOR 3		SECTOR 4		LAP TIME	MPH	DIFF	TIME OF DAY	
1 -	OUTLAP	129.5	31.719	112.2	20.285	124.5	27.757	139.8			11:01:57.338	
2 -	24.672	152.5	28.567	116.3	19.654	128.8	27.682	140.3	1:40.575	96.35	2.811	11:03:37.913
3 -	24.549	152.5	28.294	117.5	19.649	126.8	27.300	140.9	1:39.792	97.11	2.028	11:05:17.705
4 -	24.935	148.1	28.333	116.7	19.692	128.0	27.266	140.1	1:40.226	96.69	2.462	11:06:57.931
5 -	26.662	127.5	31.182	110.0	21.235	112.4	27.636	140.6	1:46.715	90.81	8.951	11:08:44.646
6 -	24.368	152.8	27.956	116.1	19.347	129.5	26.916	140.9	1:38.587 (3)	98.30	0.823	11:10:23.233
7 -	25.824	140.6	30.160	108.2	20.703	121.5	IN PIT		1:52.132 P	86.42	14.368	11:12:15.365
8 -	OUTLAP	148.1	28.444	115.9	19.643	130.0	27.035	139.5	9:11.296	17.57	7:33.532	11:21:26.661
9 -	24.252	153.9	27.690	116.1	19.116	130.8	26.706	141.5	1:37.764 (1)	99.12		11:23:04.425
10 -	24.058	154.9	27.844	117.1	19.305	129.3	26.786	140.9	1:37.993 (2)	98.89	0.229	11:24:42.418
11 -	24.304	153.9	28.035	116.3	19.454	125.2	IN PIT		1:48.133 P	89.62	10.369	11:26:30.551
12 -	OUTLAP	147.8	30.797	108.9	21.870	121.5	27.695	140.9	2:45.376	58.60	1:07.612	11:29:15.927
13 -	24.432	152.8	28.144	115.7	19.426	122.2	27.538	139.8	1:39.540	97.36	1.776	11:30:55.467
14 -	27.331	142.1	28.451	116.5	19.478	127.8	27.121	142.1	1:42.381	94.65	4.617	11:32:37.848
15 -	24.323	149.7	27.988	115.3	19.486	126.6	27.014	141.2	1:38.811	98.07	1.047	11:34:16.659
16 -	24.385	151.1	28.043	117.3	19.522	126.6	27.396	136.9	1:39.346	97.55	1.582	11:35:56.005
17 -	24.768	144.9	29.391	112.0	20.775	114.9	28.559	131.3	1:43.493	93.64	5.729	11:37:39.498

P11 10		Joe SHELDON-SHAW				Suzuki - Forward Vision Racing						
IDEAL LAP TIME : 1:37.486		BEST LAP TIME : 1:37.819				DIFFERENCE : 0.333						
LAP	SECTOR 1	SECTOR 2		SECTOR 3		SECTOR 4		LAP TIME	MPH	DIFF	TIME OF DAY	
1 -	OUTLAP	146.5	29.494	114.5	20.290	125.9	27.590	138.9			11:01:46.741	
2 -	24.721	147.4	28.412	113.7	19.618	130.0	27.209	138.6	1:39.960	96.95	2.141	11:03:26.701
3 -	24.529	149.4	27.989	115.9	19.271	126.6	27.111	142.4	1:38.900	97.99	1.081	11:05:05.601
4 -	24.319	151.1	27.744	117.7	19.344	130.3	26.736	142.1	1:38.143 (2)	98.74	0.324	11:06:43.744
5 -	23.974	151.4	27.923	116.5	20.142	122.4	IN PIT		1:46.765 P	90.77	8.946	11:08:30.509
6 -	OUTLAP	148.4	28.830	112.0	19.847	126.8	27.479	138.3	14:28.656	11.15	12:50.837	11:22:59.165
7 -	24.484	150.1	28.232	114.5	19.568	127.5	27.266	137.2	1:39.550	97.35	1.731	11:24:38.715
8 -	24.195	149.7	28.540	112.9	19.430	128.0	27.288	138.6	1:39.453	97.44	1.634	11:26:18.168
9 -	24.361	147.8	28.089	116.3	19.296	127.0	27.030	137.2	1:38.776 (3)	98.11	0.957	11:27:56.944
10 -	24.133	150.4	29.137	111.4	30.167	127.5	27.173	140.1	1:50.610	87.61	12.791	11:29:47.554
11 -	24.038	151.1	27.798	115.1	28.184	126.1	27.168	140.3	1:47.188	90.41	9.369	11:31:34.742
12 -	24.140	148.4	27.604	117.3	19.172	129.5	26.903	139.5	1:37.819 (1)	99.07		11:33:12.561
13 -	26.066	122.9	28.507	115.3	20.445	119.8	IN PIT		1:50.105 P	88.01	12.286	11:35:02.666

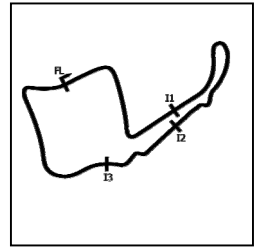
P12 55		Ash BEECH				Honda - Jones Dorling Racing						
IDEAL LAP TIME : 1:38.057		BEST LAP TIME : 1:38.144				DIFFERENCE : 0.087						
LAP	SECTOR 1	SECTOR 2		SECTOR 3		SECTOR 4		LAP TIME	MPH	DIFF	TIME OF DAY	
1 -	OUTLAP	128.8	32.630	111.4	22.405	111.8	29.708	131.5			11:02:07.592	
2 -	25.338	149.4	28.824	116.1	19.820	129.3	27.483	141.8	1:41.465	95.51	3.321	11:03:49.057
3 -	24.377	146.5	29.195	119.1	19.952	124.0	28.449	139.2	1:41.973	95.03	3.829	11:05:31.030
4 -	24.297	149.1	28.147	116.9	19.462	131.3	IN PIT		1:50.163 P	87.97	12.019	11:07:21.193
5 -	OUTLAP	145.2	29.639	114.5	20.259	125.2	27.610	139.2	3:38.161	44.42	2:00.017	11:10:59.354
6 -	24.244	149.4	28.011	115.9	19.374	131.3	26.943	139.2	1:38.572 (2)	98.31	0.428	11:12:37.926
7 -	OUTLAP	148.1	28.912	116.1	19.621	126.1	27.501	136.1	8:58.635	17.99	7:20.491	11:21:36.561
8 -	24.387	147.1	28.057	116.5	19.357	129.0	26.799	138.3	1:38.600 (3)	98.28	0.456	11:23:15.161
9 -	24.155	149.1	27.860	118.3	19.243	129.3	26.886	135.8	1:38.144 (1)	98.74		11:24:53.305
10 -	28.689	86.3	31.419	112.0	19.852	129.3	26.910	139.2	1:46.870	90.68	8.726	11:26:40.175
11 -	27.159	107.2	32.165	77.8	41.371	97.8	31.976	135.2	2:12.671	73.04	34.527	11:28:52.846
12 -	24.878	146.8	29.089	116.1	20.056	124.2	IN PIT		1:49.640 P	88.39	11.496	11:30:42.486

MCRCB BULLETIN TK023

2023 Bennetts British Superbike Championship - Round 2

2023 Pirelli National Superstock with Santander Consumer Finance

FREE PRACTICE 1 - SECTOR ANALYSIS



SECTOR 1 = FL to I1, SECTOR 2 = I1 to I2 SECTOR 3 = I2 to I3, SECTOR 4 = I3 to FL, DIFF = Difference To Personal Best Lap, P = Crossed Finish Line in Pit Lane, D = Time Disallowed

P13 40		Joe FRANCIS				Kawasaki - STAUFF Fluid Power / GR Motosport							
IDEAL LAP TIME : 1:38.016		BEST LAP TIME : 1:38.318				DIFFERENCE : 0.302							
LAP	SECTOR 1	SECTOR 2		SECTOR 3		SECTOR 4		LAP TIME	MPH	DIFF	TIME OF DAY		
1 -	OUTLAP	138.6	31.189	109.1	21.565	121.1	27.885	133.9			11:03:02.144		
2 -	24.840	147.4	28.034	117.3	19.211	130.3	26.915	138.0	1:39.000	97.89	0.682	11:04:41.144	
3 -	24.246	149.1	29.120	114.1	19.548	124.7	IN PIT		1:45.663	P	91.71	7.345	11:06:26.807
4 -	OUTLAP	144.6	28.986	115.9	20.360	123.8	27.743	135.5	15:31.902	10.39	13:53.584	11:21:58.709	
5 -	24.185	147.8	27.966	115.1	19.417	130.0	27.174	138.6	1:38.742	(3)	98.14	0.424	11:23:37.451
6 -	26.366	140.1	29.528	114.1	19.861	127.0	IN PIT		1:48.050	P	89.69	9.732	11:25:25.501
7 -	OUTLAP	144.9	28.268	114.7	19.523	127.8	27.023	136.1	7:11.716	22.44	5:33.398	11:32:37.217	
8 -	24.388	146.8	27.830	116.1	19.290	127.5	27.177	135.8	1:38.685	(2)	98.20	0.367	11:34:15.902
9 -	24.432	146.8	27.989	114.5	19.322	128.3	27.106	135.2	1:38.849		98.04	0.531	11:35:54.751
10 -	24.305	146.8	27.705	117.1	19.294	129.8	27.014	136.9	1:38.318	(1)	98.57		11:37:33.069

P14 24		Conor CUMMINS				Honda - Milenco by Padgetts Motorcycles							
IDEAL LAP TIME : 1:38.393		BEST LAP TIME : 1:38.393				DIFFERENCE : 0.000							
LAP	SECTOR 1	SECTOR 2		SECTOR 3		SECTOR 4		LAP TIME	MPH	DIFF	TIME OF DAY		
1 -	OUTLAP	129.0	32.296	112.4	21.191	114.1	29.974	138.6			11:02:56.886		
2 -	25.591	146.8	29.648	112.7	20.188	124.7	27.970	138.9	1:43.397	93.72	5.004	11:04:40.283	
3 -	25.024	147.4	29.575	114.3	19.826	122.6	28.128	138.0	1:42.553	94.50	4.160	11:06:22.836	
4 -	24.724	148.4	28.591	115.7	19.605	129.3	27.357	138.3	1:40.277	96.64	1.884	11:08:03.113	
5 -	27.980	72.4	30.351	117.9	19.679	129.8	27.111	141.2	1:45.121	92.19	6.728	11:09:48.234	
6 -	25.111	141.8	28.583	117.1	19.634	128.3	27.077	139.8	1:40.405	96.52	2.012	11:11:28.639	
7 -	OUTLAP	137.5	29.635	116.3	21.393	110.0	28.129	140.9	12:07.158	13.32	10:28.765	11:23:35.797	
8 -	24.146	149.7	28.010	114.1	19.479	129.5	26.758	139.8	1:38.393	(1)	98.49		11:25:14.190
9 -	24.504	148.7	28.644	115.1	19.778	126.8	27.313	138.6	1:40.239	96.68	1.846	11:26:54.429	
10 -	24.869	145.2	29.161	114.5	31.529	121.3	27.553	138.6	1:53.112	85.67	14.719	11:28:47.541	
11 -	29.366	57.5	31.590	118.3	19.584	129.5	27.482	139.5	1:48.022	89.71	9.629	11:30:35.563	
12 -	24.875	148.1	29.358	117.1	30.950	108.0	30.206	135.0	1:55.389	83.98	16.996	11:32:30.952	
13 -	31.220	62.0	29.891	118.7	19.780	127.8	26.985	138.6	1:47.876	89.83	9.483	11:34:18.828	
14 -	24.520	149.1	28.080	114.3	19.611	129.5	26.996	140.1	1:39.207	(2)	97.68	0.814	11:35:58.035
15 -	24.453	148.4	28.414	116.3	19.685	126.6	27.310	137.7	1:39.862	(3)	97.04	1.469	11:37:37.897

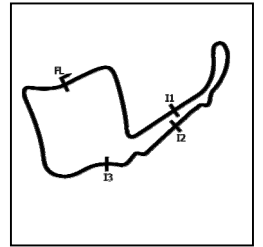
P15 18		Shaun WINFIELD				Honda - TAG Racing							
IDEAL LAP TIME : 1:37.635		BEST LAP TIME : 1:38.469				DIFFERENCE : 0.834							
LAP	SECTOR 1	SECTOR 2		SECTOR 3		SECTOR 4		LAP TIME	MPH	DIFF	TIME OF DAY		
1 -	OUTLAP	132.1	30.452	119.6	20.194	122.0	27.872	141.8			11:01:50.197		
2 -	24.801	150.8	28.439	120.0	19.449	120.9	27.179	139.8	1:39.868	97.04	1.399	11:03:30.065	
3 -	24.724	150.1	28.468	117.7	19.345	128.5	27.307	142.7	1:39.844	97.06	1.375	11:05:09.909	
4 -	24.302	152.1	28.353	111.6	19.558	127.0	27.131	144.0	1:39.344	97.55	0.875	11:06:49.253	
5 -	24.330	148.7	27.982	117.3	19.407	132.1	26.842	141.8	1:38.561	(3)	98.32	0.092	11:08:27.814
6 -	24.385	151.1	27.843	116.3	19.239	129.3	27.050	139.2	1:38.517	(2)	98.37	0.048	11:10:06.331
7 -	28.846	105.3	32.357	101.8	21.560	112.0	IN PIT		2:01.552	P	79.72	23.083	11:12:07.883
8 -	OUTLAP	146.2	28.839	112.7	19.528	131.0	27.364	138.9	10:45.462	15.01	9:06.993	11:22:53.345	
9 -	24.311	150.8	28.842	111.1	19.417	132.3	26.784	140.9	1:39.354	97.54	0.885	11:24:32.699	
10 -	23.990	153.2	27.622	116.3	19.817	126.8	27.814	141.8	1:39.243	97.65	0.774	11:26:11.942	
11 -	25.006	148.1	28.013	118.1	19.321	121.1	27.711	138.3	1:40.051	96.86	1.582	11:27:51.993	
12 -	24.281	151.1	27.681	118.3	19.265	131.0	27.242	136.9	1:38.469	(1)	98.41		11:29:30.462
13 -	OUTLAP	117.5	29.232	117.3	19.429	125.9	IN PIT		7:16.307	P	22.21	5:37.838	11:36:46.769

MCRCB BULLETIN TK023

2023 Bennetts British Superbike Championship - Round 2

2023 Pirelli National Superstock with Santander Consumer Finance

FREE PRACTICE 1 - SECTOR ANALYSIS



SECTOR 1 = FL to I1, SECTOR 2 = I1 to I2 SECTOR 3 = I2 to I3, SECTOR 4 = I3 to FL, DIFF = Difference To Personal Best Lap, P = Crossed Finish Line in Pit Lane, D = Time Disallowed

P16 51		Brayden ELLIOTT				Kawasaki - DAO Racing						
IDEAL LAP TIME : 1:38.363		BEST LAP TIME : 1:38.492				DIFFERENCE : 0.129						
LAP	SECTOR 1	SECTOR 2		SECTOR 3		SECTOR 4		LAP TIME	MPH	DIFF	TIME OF DAY	
1 -	OUTLAP	138.6	29.718	116.1	20.192	123.3	27.908	138.9			11:01:48.888	
2 -	24.785	145.2	29.287	114.9	19.822	124.5	27.861	133.6	1:41.755	95.24	3.263	11:03:30.643
3 -	24.708	143.3	28.862	114.1	29.616	112.0	IN PIT		1:56.858	P 82.93	18.366	11:05:27.501
4 -	OUTLAP	98.3	29.311	113.7	20.095	121.5	27.676	132.3	6:13.876	25.92	4:35.384	11:11:41.377
5 -	OUTLAP	141.5	28.541	114.5	19.578	126.1	27.707	137.5	11:13.646	14.38	9:35.154	11:22:55.023
6 -	24.146	147.8	28.094	114.5	19.878	126.6	27.066	140.3	1:39.184	(3) 97.71	0.692	11:24:34.207
7 -	24.105	149.1	27.854	114.1	19.444	126.6	27.089	139.8	1:38.492	(1) 98.39		11:26:12.699
8 -	25.308	146.2	28.399	112.7	20.107	120.2	IN PIT		1:46.883	P 90.67	8.391	11:27:59.582
9 -	OUTLAP	123.1	28.277	116.3	19.723	124.2	27.165	139.2	4:14.525	38.07	2:36.033	11:32:14.107
10 -	24.340	145.2	27.748	117.3	19.475	126.6	27.135	138.3	1:38.698	(2) 98.19	0.206	11:33:52.805
11 -	24.357	146.8	28.596	114.3	19.596	128.0	27.444	139.5	1:39.993	96.91	1.501	11:35:32.798
12 -	24.769	144.3	28.411	115.7	20.523	105.0	28.457	135.0	1:42.160	94.86	3.668	11:37:14.958

P17 12		Luke HEDGER				Kawasaki - MAD Racing						
IDEAL LAP TIME : 1:38.411		BEST LAP TIME : 1:38.544				DIFFERENCE : 0.133						
LAP	SECTOR 1	SECTOR 2		SECTOR 3		SECTOR 4		LAP TIME	MPH	DIFF	TIME OF DAY	
1 -	OUTLAP	133.6	30.256	116.5	20.303	127.8	27.808	141.2			11:01:51.244	
2 -	24.406	150.1	28.630	118.5	19.395	131.3	27.118	142.7	1:39.549	97.35	1.005	11:03:30.793
3 -	24.564	149.4	28.049	121.7	19.508	132.1	26.887	140.9	1:39.008	97.88	0.464	11:05:09.801
4 -	24.276	149.7	28.466	112.5	19.451	129.8	27.057	140.3	1:39.250	97.64	0.706	11:06:49.051
5 -	24.217	145.5	28.102	116.3	19.351	132.1	26.874	138.9	1:38.544	(1) 98.34		11:08:27.595
6 -	26.105	137.7	29.570	113.3	20.541	120.0	IN PIT		1:51.610	P 86.83	13.066	11:10:19.205
7 -	OUTLAP	141.8	28.959	117.3	19.844	127.5	27.294	137.5	12:19.316	13.10	10:40.772	11:22:38.521
8 -	24.541	147.4	28.094	116.1	19.377	129.3	27.017	138.9	1:39.029	97.86	0.485	11:24:17.550
9 -	24.382	148.1	27.969	118.1	19.452	128.5	26.937	139.5	1:38.740	(2) 98.14	0.196	11:25:56.290
10 -	24.311	146.2	28.118	116.9	19.376	129.5	27.052	139.5	1:38.857	(3) 98.03	0.313	11:27:35.147
11 -	24.350	147.4	28.164	116.3	19.477	129.5	27.295	139.2	1:39.286	97.60	0.742	11:29:14.433
12 -	26.837	136.9	28.507	117.7	20.238	119.4	IN PIT		1:51.128	P 87.20	12.584	11:31:05.561
13 -	OUTLAP	145.5	28.533	117.5	20.892	122.6	27.600	138.6	3:49.555	42.21	2:11.011	11:34:55.116
14 -	24.362	150.1	31.537	83.0	28.612	111.6	IN PIT		2:03.518	P 78.46	24.974	11:36:58.634

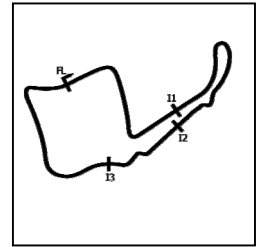
P18 77		Brent HARRAN				Honda - Optimum Bikes Racing Ltd						
IDEAL LAP TIME : 1:38.353		BEST LAP TIME : 1:38.775				DIFFERENCE : 0.422						
LAP	SECTOR 1	SECTOR 2		SECTOR 3		SECTOR 4		LAP TIME	MPH	DIFF	TIME OF DAY	
1 -	OUTLAP	139.8	31.757	110.7	20.942	123.8	28.620	140.1			11:02:36.747	
2 -	26.028	146.8	29.845	116.9	20.006	125.4	28.183	137.7	1:44.062	93.13	5.287	11:04:20.809
3 -	24.828	149.4	29.170	116.9	20.491	127.3	27.595	140.1	1:42.084	94.93	3.309	11:06:02.893
4 -	24.474	148.4	28.759	116.9	19.564	130.5	27.215	140.1	1:40.012	96.90	1.237	11:07:42.905
5 -	24.157	151.1	28.310	118.1	19.392	131.0	27.099	139.2	1:38.958	97.93	0.183	11:09:21.863
6 -	24.230	151.1	28.378	118.3	19.669	119.1	IN PIT		1:51.030	P 87.28	12.255	11:11:12.893
7 -	OUTLAP	144.3	29.180	115.7	20.083	127.5	27.586	139.5	10:47.922	14.95	9:09.147	11:22:00.815
8 -	24.292	149.7	28.500	114.1	19.764	126.1	27.643	140.1	1:40.199	96.72	1.424	11:23:41.014
9 -	24.361	149.4	28.318	117.5	19.703	129.3	27.724	138.9	1:40.106	96.81	1.331	11:25:21.120
10 -	24.241	149.4	28.173	117.3	19.555	129.0	26.890	141.2	1:38.859	(3) 98.03	0.084	11:26:59.979
11 -	24.125	151.1	28.163	118.3	19.848	124.0	27.599	140.1	1:39.735	97.17	0.960	11:28:39.714
12 -	24.401	148.7	27.991	117.9	19.347	130.8	27.036	141.5	1:38.775	(1) 98.11		11:30:18.489
13 -	24.317	149.4	28.059	118.9	19.388	129.8	27.052	142.7	1:38.816	(2) 98.07	0.041	11:31:57.305
14 -	24.578	146.5	28.287	115.3	19.571	129.3	27.299	140.1	1:39.735	97.17	0.960	11:33:37.040
15 -	25.626	141.8	28.879	113.5	19.927	127.5	27.747	138.6	1:42.179	94.84	3.404	11:35:19.219
16 -	24.280	148.4	28.091	115.9	19.517	130.8	27.113	138.9	1:39.001	97.89	0.226	11:36:58.220

MCRCB BULLETIN TK023

2023 Bennetts British Superbike Championship - Round 2

2023 Pirelli National Superstock with Santander Consumer Finance

FREE PRACTICE 1 - SECTOR ANALYSIS



SECTOR 1 = FL to I1, SECTOR 2 = I1 to I2 SECTOR 3 = I2 to I3, SECTOR 4 = I3 to FL, DIFF = Difference To Personal Best Lap, P = Crossed Finish Line in Pit Lane, D = Time Disallowed

P19		2		John McGUINNESS				Honda - Honda Racing UK				
IDEAL LAP TIME : 1:38.695		BEST LAP TIME : 1:39.022				DIFFERENCE : 0.327						
LAP	SECTOR 1	SECTOR 2		SECTOR 3		SECTOR 4		LAP TIME	MPH	DIFF	TIME OF DAY	
1 -	OUTLAP	129.0	33.293	79.3	24.084	114.9	31.029	135.8			11:02:21.717	
2 -	25.733	147.1	31.004	110.7	20.377	122.0	28.526	135.0	1:45.640	91.73	6.618	11:04:07.357
3 -	25.117	149.1	29.072	115.3	19.934	127.3	28.212	138.9	1:42.335	94.70	3.313	11:05:49.692
4 -	24.727	149.7	28.567	117.1	19.522	128.8	27.149	140.6	1:39.965	96.94	0.943	11:07:29.657
5 -	24.525	145.8	28.653	117.3	19.676	125.2	27.534	139.5	1:40.388	96.53	1.366	11:09:10.045
6 -	25.303	138.9	29.746	114.3	19.879	122.6	27.639	138.3	1:42.567	94.48	3.545	11:10:52.612
7 -	24.552	151.4	28.421	116.9	19.720	124.7	27.187	139.5	1:39.880	97.02	0.858	11:12:32.492
8 -	OUTLAP	139.2	29.767	113.5	19.940	123.3	27.600	137.7	11:16.365	14.32	9:37.343	11:23:48.857
9 -	24.501	149.7	28.426	115.5	19.456	127.8	27.386	132.8	1:39.769	(3)	0.747	11:25:28.626
10 -	25.226	139.5	28.759	115.3	21.372	109.4	28.398	138.6	1:43.755	93.40	4.733	11:27:12.381
11 -	24.322	150.8	29.518	111.4	21.176	115.7	27.598	139.5	1:42.614	94.44	3.592	11:28:54.995
12 -	24.225	151.8	28.305	113.7	20.013	124.2	30.769	117.9	1:43.312	93.80	4.290	11:30:38.307
13 -	25.160	148.1	28.983	112.7	19.954	127.8	27.573	137.2	1:41.670	95.32	2.648	11:32:19.977
14 -	25.320	138.9	30.234	88.5	38.808	113.9	28.187	138.3	2:02.549	79.08	23.527	11:34:22.526
15 -	24.409	150.1	28.086	116.5	19.288	130.0	27.239	138.0	1:39.022	(1)	97.87	11:36:01.548
16 -	24.483	150.8	28.213	115.7	19.518	125.4	27.096	140.1	1:39.310	(2)	0.288	11:37:40.858

P20		59		Matt TRUELOVE				Honda - TAG Racing					
IDEAL LAP TIME : 1:38.873		BEST LAP TIME : 1:39.281				DIFFERENCE : 0.408							
LAP	SECTOR 1	SECTOR 2		SECTOR 3		SECTOR 4		LAP TIME	MPH	DIFF	TIME OF DAY		
1 -	OUTLAP	144.0	29.804	116.9	20.121	120.9	27.621	140.1			11:01:48.722		
2 -	24.629	145.2	29.244	114.1	19.691	124.7	27.447	138.3	1:41.011	95.94	1.730	11:03:29.733	
3 -	24.753	145.5	31.855	104.3	21.633	112.5	IN PIT		1:54.002	P	85.00	14.721	11:05:23.735
4 -	OUTLAP	147.1	28.862	113.3	19.927	122.9	27.705	137.7	2:16.960	70.76	37.679	11:07:40.695	
5 -	24.545	150.8	28.552	113.5	19.689	124.9	27.429	136.6	1:40.215	96.70	0.934	11:09:20.910	
6 -	24.442	151.8	28.420	113.9	20.121	114.7	35.526	135.0	1:48.509	89.31	9.228	11:11:09.419	
7 -	OUTLAP	101.3	31.145	115.3	19.633	127.0	27.144	139.8	12:28.776	12.94	10:49.495	11:23:38.195	
8 -	24.502	146.2	29.101	117.7	19.632	127.3	26.999	140.3	1:40.234	96.68	0.953	11:25:18.429	
9 -	24.320	148.4	28.292	114.7	19.529	127.8	27.188	138.3	1:39.329	(3)	0.048	11:26:57.758	
10 -	24.273	150.8	28.136	116.7	19.660	126.6	27.243	138.9	1:39.312	(2)	0.031	11:28:37.070	
11 -	24.238	149.7	28.185	115.7	19.577	127.8	27.210	138.0	2:56.505	54.90	1:17.224	11:31:33.575	
12 -	OUTLAP	137.7	29.977	114.3	19.673	125.4	27.459	137.5	4:51.087	33.29	3:11.806	11:36:24.662	
13 -	24.393	148.4	28.107	114.1	19.580	128.8	27.201	138.6	1:39.281	(1)	97.61	11:38:03.943	

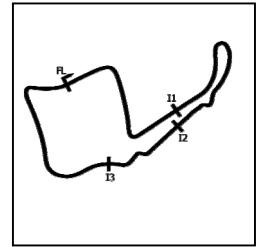
P21		15		Nathan HARRISON				Honda - Honda Racing UK					
IDEAL LAP TIME : 1:39.567		BEST LAP TIME : 1:39.801				DIFFERENCE : 0.234							
LAP	SECTOR 1	SECTOR 2		SECTOR 3		SECTOR 4		LAP TIME	MPH	DIFF	TIME OF DAY		
1 -	OUTLAP	124.2	33.486	113.7	21.598	126.1	28.788	141.5			11:02:10.160		
2 -	26.213	141.2	30.090	116.5	20.292	128.0	28.230	138.6	1:44.825	92.45	5.024	11:03:54.985	
3 -	24.782	145.2	30.291	116.9	20.127	126.3	28.046	142.1	1:43.246	93.86	3.445	11:05:38.231	
4 -	24.764	148.4	28.702	116.3	19.684	130.5	27.595	140.6	1:40.745	96.19	0.944	11:07:18.976	
5 -	24.460	148.1	28.820	116.1	19.675	130.5	27.450	136.3	1:40.405	96.52	0.604	11:08:59.381	
6 -	24.788	144.6	29.451	114.7	19.807	129.3	27.565	138.0	1:41.611	95.37	1.810	11:10:40.992	
7 -	24.613	144.9	29.651	110.7	20.321	122.0	IN PIT		1:51.308	P	87.06	11.507	11:12:32.300
8 -	OUTLAP	136.9	30.073	113.1	20.146	127.5	27.664	137.5	11:17.437	14.30	9:37.636	11:23:49.737	
9 -	24.636	149.7	28.726	115.3	19.693	127.5	27.442	140.3	1:40.497	96.43	0.696	11:25:30.234	
10 -	24.491	146.2	28.749	116.3	19.871	128.8	27.207	140.3	1:40.318	96.60	0.517	11:27:10.552	
11 -	24.633	145.2	28.982	115.5	19.784	129.8	27.834	141.2	1:41.233	95.73	1.432	11:28:51.785	
12 -	24.382	146.8	28.815	116.5	19.469	129.8	27.259	140.1	1:39.925	(2)	0.124	11:30:31.710	
13 -	24.353	148.4	28.827	117.1	19.607	128.5	27.428	140.3	1:40.215	96.70	0.414	11:32:11.925	
14 -	24.310	149.1	28.821	112.9	19.724	129.0	27.218	140.3	1:40.073	(3)	0.272	11:33:51.998	
15 -	24.462	149.4	29.141	116.1	19.595	129.0	27.523	140.1	1:40.721	96.21	0.920	11:35:32.719	
16 -	24.462	147.4	28.665	116.5	19.551	131.0	27.123	140.9	1:39.801	(1)	97.10	11:37:12.520	

MCRCB BULLETIN TK023

2023 Bennetts British Superbike Championship - Round 2

2023 Pirelli National Superstock with Santander Consumer Finance

FREE PRACTICE 1 - SECTOR ANALYSIS



SECTOR 1 = FL to I1, SECTOR 2 = I1 to I2 SECTOR 3 = I2 to I3, SECTOR 4 = I3 to FL, DIFF = Difference To Personal Best Lap, P = Crossed Finish Line in Pit Lane, D = Time Disallowed

P22 6		Craig NEVE				Honda - Bathams Racing						
IDEAL LAP TIME : 1:39.883		BEST LAP TIME : 1:40.056				DIFFERENCE : 0.173						
LAP	SECTOR 1	SECTOR 2		SECTOR 3		SECTOR 4		LAP TIME	MPH	DIFF	TIME OF DAY	
1 -	OUTLAP	132.8	30.767	113.7	20.365	122.9	27.933	139.2			11:01:50.178	
2 -	24.955	140.6	29.522	114.3	19.813	125.6	IN PIT	1:47.589	P 90.07	7.533	11:03:37.767	
3 -	OUTLAP	146.5	36.532	89.4	20.609	123.5	27.233	138.6	2:03.120	D 78.71	23.064	11:05:40.887
4 -	24.593	148.4	28.782	114.5	19.638	125.2	IN PIT	1:45.244	P 92.08	5.188	11:07:26.131	
5 -	OUTLAP	76.0	32.764	113.9	19.858	124.7	27.908	139.5	3:33.871	45.31	1:53.815	11:11:00.002
6 -	24.935	147.1	28.722	111.4	19.640	126.6	27.749	137.5	1:41.046	(3) 95.90	0.990	11:12:41.048
7 -	OUTLAP	135.0	30.525	113.9	20.916	122.6	28.098	138.3	9:13.362	17.51	7:33.306	11:21:54.410
8 -	25.612	141.2	34.159	73.1	21.601	124.7	27.580	138.0	4:48.952	D 88.95	8.896	11:23:43.362
9 -	24.583	147.8	28.649	112.4	19.563	123.8	27.261	138.6	1:40.056	(1) 96.85		11:25:23.418
10 -	24.441	144.3	29.289	112.9	20.377	124.5	27.477	135.2	1:41.584	95.40	1.528	11:27:05.002
11 -	27.464	72.3	42.216	76.8	22.001	124.0	27.650	137.5	4:59.334	D 81.21	19.275	11:29:04.333
12 -	24.503	148.7	28.646	112.2	20.586	113.9	IN PIT	1:51.176	P 87.17	11.120	11:30:55.509	
13 -	OUTLAP	144.3	29.956	108.4	20.714	121.5	27.960	136.6	1:59.247	81.27	19.191	11:32:54.756
14 -	24.679	141.2	28.687	114.1	19.772	121.7	27.811	136.3	1:40.949	(2) 96.00	0.893	11:34:35.705
15 -	27.846	77.9	42.820	111.6	20.105	124.7	27.714	138.3	1:58.485	81.79	18.429	11:36:34.190

P23 11		Simon REID				Honda - C&L Fairburn Properties Jackson Racing						
IDEAL LAP TIME : 1:40.033		BEST LAP TIME : 1:40.204				DIFFERENCE : 0.171						
LAP	SECTOR 1	SECTOR 2		SECTOR 3		SECTOR 4		LAP TIME	MPH	DIFF	TIME OF DAY	
1 -	OUTLAP	119.1	33.427	107.8	21.498	122.6	29.290	134.2			11:02:01.758	
2 -	26.085	144.0	30.135	112.2	20.165	127.0	28.875	134.2	1:45.260	92.07	5.056	11:03:47.018
3 -	25.405	148.7	29.744	112.9	20.305	125.9	28.814	138.6	1:44.268	92.94	4.064	11:05:31.286
4 -	24.876	148.4	28.816	113.1	19.952	128.3	28.424	133.1	1:42.068	94.94	1.864	11:07:13.354
5 -	25.158	144.3	29.229	112.0	19.837	128.0	28.061	135.8	1:42.285	94.74	2.081	11:08:55.639
6 -	24.816	144.0	28.747	114.3	19.702	123.1	27.830	133.1	1:41.095	95.86	0.891	11:10:36.734
7 -	25.310	139.8	29.837	112.9	20.343	126.6	28.517	136.6	1:44.007	93.17	3.803	11:12:20.741
8 -	OUTLAP	136.6	29.452	111.1	20.202	126.1	28.320	134.7	9:24.849	17.15	7:44.645	11:21:45.590
9 -	24.844	147.4	28.778	114.3	19.710	124.0	28.094	135.8	1:41.426	95.55	1.222	11:23:27.016
10 -	24.724	148.7	28.681	113.5	19.830	124.2	27.576	134.7	1:40.811	(3) 96.13	0.607	11:25:07.827
11 -	24.690	146.8	28.488	114.9	19.555	128.5	27.471	134.7	1:40.204	(1) 96.71		11:26:48.031
12 -	25.286	143.7	29.428	104.3	20.274	128.0	28.245	136.3	1:43.233	93.87	3.029	11:28:31.264
13 -	24.555	148.1	28.513	104.3	20.881	123.3	IN PIT	1:52.342	P 86.26	12.138	11:30:23.606	
14 -	OUTLAP	135.0	29.938	107.5	36.451	116.1	28.563	135.8	4:00.574	40.28	2:20.370	11:34:24.180
15 -	24.676	146.8	28.452	113.3	19.859	127.8	27.782	130.8	1:40.769	(2) 96.17	0.565	11:36:04.949
16 -	24.621	145.2	28.978	110.9	19.732	127.3	27.722	135.5	1:41.053	95.90	0.849	11:37:46.002

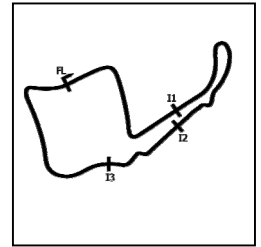
P24 37		James HILLIER				Yamaha - LAMI OMG Racing Yamaha						
IDEAL LAP TIME : 1:40.366		BEST LAP TIME : 1:40.379				DIFFERENCE : 0.013						
LAP	SECTOR 1	SECTOR 2		SECTOR 3		SECTOR 4		LAP TIME	MPH	DIFF	TIME OF DAY	
1 -	OUTLAP	141.2	29.739	110.9	21.061	121.7	29.280	137.5			11:02:21.285	
2 -	25.122	147.1	30.471	113.5	20.544	121.7	28.661	136.6	1:44.798	92.47	4.419	11:04:06.083
3 -	25.096	144.0	29.293	114.3	20.088	125.4	28.142	141.2	1:42.619	94.43	2.240	11:05:48.702
4 -	24.614	150.1	28.450	115.1	19.711	127.8	27.604	140.1	1:40.379	(1) 96.54		11:07:29.081
5 -	24.708	150.8	28.502	115.1	19.833	126.1	27.787	140.1	1:40.830	(2) 96.11	0.451	11:09:09.911
6 -	25.388	142.1	29.776	109.8	20.559	122.6	IN PIT	1:50.611	P 87.61	10.232	11:11:00.522	
7 -	OUTLAP	144.9	29.114	112.7	21.486	103.2	28.700	135.8	18:39.300	8.65	16:58.921	11:29:39.822
8 -	24.690	147.4	28.557	113.3	19.861	122.0	28.132	136.6	1:41.240	95.72	0.861	11:31:21.062
9 -	24.958	144.6	28.437	112.0	19.795	124.9	27.769	138.0	1:40.959	(3) 95.99	0.580	11:33:02.021
10 -	24.908	144.9	29.343	114.9	20.190	122.6	28.111	138.3	1:42.552	94.50	2.173	11:34:44.573
11 -	25.323	136.9	29.870	113.1	21.060	118.3	34.169	138.6	1:50.422	87.76	10.043	11:36:34.995

MCRCB BULLETIN TK023

2023 Bennetts British Superbike Championship - Round 2

2023 Pirelli National Superstock with Santander Consumer Finance

FREE PRACTICE 1 - SECTOR ANALYSIS



SECTOR 1 = FL to I1, SECTOR 2 = I1 to I2 SECTOR 3 = I2 to I3, SECTOR 4 = I3 to FL, DIFF = Difference To Personal Best Lap, P = Crossed Finish Line in Pit Lane, D = Time Disallowed

P25 27		Max SYMONDS				Yamaha - Symonds Racing						
IDEAL LAP TIME : 1:40.195		BEST LAP TIME : 1:40.432				DIFFERENCE : 0.237						
LAP	SECTOR 1	SECTOR 2		SECTOR 3		SECTOR 4		LAP TIME	MPH	DIFF	TIME OF DAY	
1 -	OUTLAP	122.6	32.917	110.5	20.710	123.3	28.215	132.1			11:01:59.654	
2 -	25.342	143.7	29.358	112.4	20.342	125.6	28.423	132.3	1:43.465	93.66	3.033	11:03:43.119
3 -	25.297	138.9	31.589	106.5	20.769	112.5	28.439	133.9	1:46.094	91.34	5.662	11:05:29.213
4 -	24.972	146.8	28.740	111.4	19.841	126.8	28.048	137.2	1:41.601	95.38	1.169	11:07:10.814
5 -	25.074	140.1	30.437	111.8	20.346	118.9	IN PIT		1:51.746 P	86.72	11.314	11:09:02.560
6 -	OUTLAP	137.5	30.530	110.5	20.559	123.1	28.069	133.4	12:50.833	12.57	11:10.401	11:21:53.393
7 -	24.803	146.8	29.079	113.7	20.651	104.2	28.682	135.8	1:43.215	93.89	2.783	11:23:36.608
8 -	25.131	145.8	28.826	112.4	19.758	125.9	27.535	135.5	1:41.250 (3)	95.71	0.818	11:25:17.858
9 -	24.668	148.1	28.471	111.4	19.891	125.6	27.402	137.5	1:40.432 (1)	96.49		11:26:58.290
10 -	24.579	150.4	28.685	112.2	20.767	112.5	IN PIT		1:49.651 P	88.38	9.219	11:28:47.941
11 -	OUTLAP	144.0	29.398	113.1	20.003	125.9	27.655	135.2	3:44.493	43.16	2:04.061	11:32:32.434
12 -	24.927	144.9	28.753	109.2	20.243	121.3	27.791	133.4	1:41.714	95.27	1.282	11:34:14.148
13 -	24.994	143.3	29.025	102.9	20.296	127.0	27.480	136.3	1:41.795	95.20	1.363	11:35:55.943
14 -	24.721	147.1	28.544	115.7	19.743	127.8	27.495	134.4	1:40.503 (2)	96.42	0.071	11:37:36.446

P26 31		Sam COX				BMW - Sam Cox Racing with Armada Marine Cables						
IDEAL LAP TIME : 1:40.189		BEST LAP TIME : 1:40.518				DIFFERENCE : 0.329						
LAP	SECTOR 1	SECTOR 2		SECTOR 3		SECTOR 4		LAP TIME	MPH	DIFF	TIME OF DAY	
1 -	OUTLAP	136.6	30.742	115.9	20.479	123.3	28.143	139.2			11:01:52.328	
2 -	24.932	144.0	29.405	114.1	19.902	125.9	27.725	137.5	1:41.964	95.04	1.446	11:03:34.292
3 -	24.939	142.1	29.278	110.5	20.068	123.5	28.316	136.6	1:42.601	94.45	2.083	11:05:16.893
4 -	24.596	146.5	28.895	111.8	19.939	124.5	27.502	137.5	1:40.932 (3)	96.01	0.414	11:06:57.825
5 -	24.592	146.2	31.247	108.4	20.689	117.7	IN PIT		1:53.287 P	85.54	12.769	11:08:51.112
6 -	OUTLAP	136.6	30.052	112.4	20.088	126.1	IN PIT		13:49.369 P	11.68	12:08.851	11:22:40.481
7 -	OUTLAP	144.9	29.255	115.9	19.837	124.0	27.457	138.6	7:41.054	21.01	6:00.536	11:30:21.535
8 -	24.865	140.3	28.740	110.9	19.978	126.6	27.438	137.7	1:41.021	95.93	0.503	11:32:02.556
9 -	24.440	144.0	28.669	114.1	19.885	124.9	27.524	135.0	1:40.518 (1)	96.41		11:33:43.074
10 -	24.884	145.2	28.588	116.1	19.723	126.1	27.471	135.8	1:40.666 (2)	96.27	0.148	11:35:23.740
11 -	24.947	142.7	28.681	114.3	19.823	128.3	28.620	136.6	1:42.071	94.94	1.553	11:37:05.811

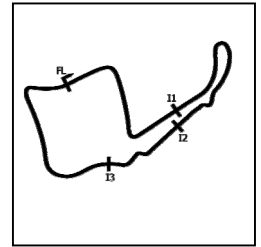
P27 36		Jamie COWARD				Honda - KTS Racing						
IDEAL LAP TIME : 1:40.283		BEST LAP TIME : 1:40.529				DIFFERENCE : 0.246						
LAP	SECTOR 1	SECTOR 2		SECTOR 3		SECTOR 4		LAP TIME	MPH	DIFF	TIME OF DAY	
1 -	OUTLAP	126.6	32.661	110.9	21.180	124.5	29.384	132.8			11:02:09.967	
2 -	26.102	144.6	29.626	113.3	20.172	125.4	28.498	137.2	1:44.398	92.83	3.869	11:03:54.365
3 -	25.029	143.3	30.307	114.3	20.359	126.8	28.085	138.0	1:43.780	93.38	3.251	11:05:38.145
4 -	25.469	142.4	29.379	116.1	20.221	127.5	27.941	136.3	1:43.010	94.08	2.481	11:07:21.155
5 -	25.682	144.3	29.355	113.1	21.788	122.6	28.137	136.3	1:44.962	92.33	4.433	11:09:06.117
6 -	25.097	143.0	28.873	113.3	20.202	126.6	28.486	137.7	1:42.658	94.40	2.129	11:10:48.775
7 -	26.125	132.3	31.944	110.5	20.245	128.5	IN PIT		1:54.617 P	84.55	14.088	11:12:43.392
8 -	OUTLAP	137.7	29.724	109.6	20.957	118.9	28.366	133.6	9:03.990	17.81	7:23.461	11:21:47.382
9 -	24.797	147.1	28.759	112.2	20.369	124.7	27.761	136.6	1:41.686	95.30	1.157	11:23:29.068
10 -	25.013	146.2	28.734	110.5	19.939	126.6	27.660	136.3	1:41.346	95.62	0.817	11:25:10.414
11 -	24.911	149.1	28.610	111.6	20.065	127.3	28.039	138.3	1:41.625	95.36	1.096	11:26:52.039
12 -	24.674	149.1	28.628	112.9	19.618	130.0	27.689	135.5	1:40.609 (2)	96.32	0.080	11:28:32.648
13 -	25.024	149.1	28.553	113.3	19.733	128.3	28.219	134.7	1:41.529	95.45	1.000	11:30:14.177
14 -	24.910	147.1	29.576	112.9	20.476	124.7	28.015	138.3	1:42.977	94.11	2.448	11:31:57.154
15 -	24.733	143.7	28.880	113.5	19.780	128.8	27.548	135.2	1:40.941 (3)	96.00	0.412	11:33:38.095
16 -	25.294	146.2	29.091	112.9	19.982	127.3	27.656	137.2	1:42.023	94.99	1.494	11:35:20.118
17 -	24.873	147.4	28.504	113.7	19.665	129.8	27.487	136.9	1:40.529 (1)	96.40		11:37:00.647

MCRCB BULLETIN TK023

2023 Bennetts British Superbike Championship - Round 2

2023 Pirelli National Superstock with Santander Consumer Finance

FREE PRACTICE 1 - SECTOR ANALYSIS



SECTOR 1 = FL to I1, SECTOR 2 = I1 to I2 SECTOR 3 = I2 to I3, SECTOR 4 = I3 to FL, DIFF = Difference To Personal Best Lap, P = Crossed Finish Line in Pit Lane, D = Time Disallowed

P28 80		Callum BEY				Suzuki - FilterLogic by EightZero Racing						
IDEAL LAP TIME : 1:40.761		BEST LAP TIME : 1:40.761				DIFFERENCE : 0.000						
LAP	SECTOR 1	SECTOR 2		SECTOR 3		SECTOR 4		LAP TIME	MPH	DIFF	TIME OF DAY	
1 -	OUTLAP	125.6	32.468	110.9	22.114	115.3	29.924	132.8			11:02:08.665	
2 -	25.431	144.3	30.355	105.0	20.596	123.3	28.726	135.5	1:45.108	92.20	4.347	11:03:53.773
3 -	25.404	142.7	30.263	114.1	20.415	122.6	28.104	135.2	1:44.186	93.01	3.425	11:05:37.959
4 -	25.538	145.8	29.184	113.9	25.921	120.6	28.350	132.3	1:48.993	88.91	8.232	11:07:26.952
5 -	25.166	144.9	29.249	111.6	20.028	126.8	28.123	129.0	1:42.566	94.48	1.805	11:09:09.518
6 -	24.921	146.5	28.801	111.8	20.082	123.8	28.071	129.5	1:41.875	95.12	1.114	11:10:51.393
7 -	OUTLAP	138.9	30.451	110.9	20.658	122.2	28.617	130.0	11:07.906	14.50	9:27.145	11:21:59.299
8 -	24.902	146.5	28.899	110.1	20.138	121.3	28.126	133.4	1:42.065	94.95	1.304	11:23:41.364
9 -	24.702	145.8	28.468	112.9	19.928	123.5	27.663	132.8	1:40.761 (1)	96.18		11:25:22.125
10 -	25.150	142.1	29.609	109.1	19.995	123.8	28.008	130.8	1:42.762	94.30	2.001	11:27:04.887
11 -	24.946	144.3	28.712	111.2	20.047	122.2	27.755	132.6	1:41.460 (3)	95.51	0.699	11:28:46.347
12 -	27.035	105.1	33.222	110.3	20.471	117.3	28.306	129.5	1:49.034	88.88	8.273	11:30:35.381
13 -	24.760	147.1	28.752	112.0	27.473	115.3	30.395	129.5	1:51.380	87.01	10.619	11:32:26.761
14 -	24.937	140.6	28.869	109.8	34.264	111.6	28.638	129.8	1:56.708	83.03	15.947	11:34:23.469
15 -	24.757	145.8	28.565	112.2	19.965	123.5	27.710	131.8	1:40.997 (2)	95.95	0.236	11:36:04.466
16 -	25.052	140.9	28.836	109.4	30.811	98.6	31.413	131.3	1:56.112	83.46	15.351	11:38:00.578

P29 45		Scott SWANN				Yamaha - Swann Racing						
IDEAL LAP TIME : 1:40.741		BEST LAP TIME : 1:40.825				DIFFERENCE : 0.084						
LAP	SECTOR 1	SECTOR 2		SECTOR 3		SECTOR 4		LAP TIME	MPH	DIFF	TIME OF DAY	
1 -	OUTLAP	130.3	34.445	110.7	23.415	102.6	31.930	126.3			11:02:09.687	
2 -	31.739	85.9	36.882	108.9	22.905	119.8	31.330	133.6	2:02.856	78.88	22.031	11:04:12.543
3 -	28.454	135.0	32.952	109.4	22.025	128.0	IN PIT		1:58.130 P	82.03	17.305	11:06:10.673
4 -	OUTLAP	98.6	33.918	114.3	21.132	128.5	28.594	138.3	3:03.939	52.68	1:23.114	11:09:14.612
5 -	26.255	145.2	30.041	115.3	20.631	129.3	28.228	138.9	1:45.155	92.16	4.330	11:10:59.767
6 -	25.800	147.1	29.332	113.5	20.903	128.8	28.229	130.3	1:44.264	92.94	3.439	11:12:44.031
7 -	OUTLAP	141.5	30.463	116.1	21.058	130.3	28.179	136.6	9:10.275	17.61	7:29.450	11:21:54.306
8 -	25.527	147.8	29.214	114.7	20.201	132.8	27.818	138.6	1:42.760	94.31	1.935	11:23:37.066
9 -	25.158	149.7	29.423	117.5	20.475	132.1	27.482	138.0	1:42.538	94.51	1.713	11:25:19.604
10 -	24.930	150.1	28.518	115.1	20.273	132.3	27.457	133.9	1:41.178 (2)	95.78	0.353	11:27:00.782
11 -	25.144	148.7	28.737	115.9	20.024	131.8	27.765	135.5	1:41.670	95.32	0.845	11:28:42.452
12 -	24.882	147.8	28.555	117.7	19.933	131.0	27.455	137.7	1:40.825 (1)	96.12		11:30:23.277
13 -	24.946	147.1	28.550	117.5	31.558	101.6	31.138	131.8	1:56.192	83.40	15.367	11:32:19.469
14 -	25.381	145.8	28.932	118.1	20.014	129.0	27.879	135.8	1:42.206	94.82	1.381	11:34:01.675
15 -	25.371	145.2	28.860	116.1	20.119	128.0	27.725	135.2	1:42.075	94.94	1.250	11:35:43.750
16 -	25.142	147.1	28.968	117.5	19.886	132.3	27.638	136.1	1:41.634 (3)	95.35	0.809	11:37:25.384

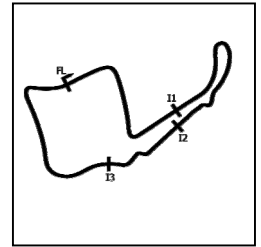
P30 53		Josh WAINWRIGHT				Honda - JW MOT Centre						
IDEAL LAP TIME : 1:40.677		BEST LAP TIME : 1:40.868				DIFFERENCE : 0.191						
LAP	SECTOR 1	SECTOR 2		SECTOR 3		SECTOR 4		LAP TIME	MPH	DIFF	TIME OF DAY	
1 -	OUTLAP	130.5	30.496	114.3	20.695	120.9	28.082	142.7			11:01:51.848	
2 -	25.166	145.8	29.108	113.7	19.896	123.8	28.996	138.9	1:43.166	93.93	2.298	11:03:35.014
3 -	25.244	145.5	28.925	114.7	19.782	123.5	28.036	136.9	1:41.987 (2)	95.02	1.119	11:05:17.001
4 -	25.657	137.7	29.535	92.6	21.332	112.7	IN PIT		1:52.821 P	85.89	11.953	11:07:09.822
5 -	OUTLAP	116.9	30.799	114.5	20.525	118.1	28.125	140.9	14:44.764	10.95	13:03.896	11:21:54.586
6 -	25.471	138.6	29.607	115.1	19.762	125.6	27.751	142.1	1:42.591	94.46	1.723	11:23:37.177
7 -	25.143	140.1	29.852	115.5	20.136	122.9	27.339	144.0	1:42.470 (3)	94.57	1.602	11:25:19.647
8 -	28.152	83.0	32.540	70.7	30.557	117.7	28.100	141.2	1:59.349	81.20	18.481	11:27:18.996
9 -	24.767	150.8	28.825	114.1	19.746	122.9	27.530	140.3	1:40.868 (1)	96.07		11:28:59.864
10 -	28.926	87.7	31.767	91.9	21.954	117.7	IN PIT		1:58.429 P	81.83	17.561	11:30:58.293
11 -	OUTLAP	141.2	29.292	112.2	20.554	103.8	30.163	138.0	3:38.640	44.32	1:57.772	11:34:36.933

MCRCB BULLETIN TK023

2023 Bennetts British Superbike Championship - Round 2

2023 Pirelli National Superstock with Santander Consumer Finance

FREE PRACTICE 1 - SECTOR ANALYSIS



SECTOR 1 = FL to I1, SECTOR 2 = I1 to I2 SECTOR 3 = I2 to I3, SECTOR 4 = I3 to FL, DIFF = Difference To Personal Best Lap, P = Crossed Finish Line in Pit Lane, D = Time Disallowed

P31 17		Matty WHELAN				Suzuki - Milestone by ATS Racing							
IDEAL LAP TIME : 1:40.907		BEST LAP TIME : 1:41.129				DIFFERENCE : 0.222							
LAP	SECTOR 1	SECTOR 2		SECTOR 3		SECTOR 4		LAP TIME	MPH	DIFF	TIME OF DAY		
1 -	OUTLAP	140.1	30.876	110.1	21.056	112.4	29.555	131.8			11:02:32.956		
2 -	45.831	132.1	31.052	109.8	20.676	118.7	29.013	130.5	2:06.572	76.56	25.443	11:04:39.528	
3 -	25.429	146.2	29.506	111.1	20.118	122.0	28.498	133.1	1:43.551	93.58	2.422	11:06:23.079	
4 -	25.051	146.2	28.934	113.1	20.246	111.4	28.275	133.1	1:42.506	94.54	1.377	11:08:05.585	
5 -	25.106	146.2	29.162	111.2	20.247	122.0	28.074	136.3	1:42.589	94.46	1.460	11:09:48.174	
6 -	25.277	138.9	29.278	113.1	20.096	127.8	27.766	134.4	1:42.417	94.62	1.288	11:11:30.591	
7 -	OUTLAP	140.3	29.762	109.4	20.190	120.0	28.578	130.5	10:50.191	14.90	9:09.062	11:22:20.782	
8 -	25.406	144.9	29.033	108.5	19.872	122.0	IN PIT		1:48.854	P	89.03	7.725	11:24:09.636
9 -	OUTLAP	143.7	28.869	113.3	19.671	124.0	27.964	131.8	2:35.698	62.24	54.569	11:26:45.334	
10 -	25.063	146.5	28.764	109.1	20.021	121.3	28.077	134.2	1:41.925	95.08	0.796	11:28:27.259	
11 -	24.986	146.8	28.658	111.2	19.800	127.5	28.257	134.2	1:41.701	95.29	0.572	11:30:08.960	
12 -	25.068	143.0	28.772	111.4	19.832	124.9	27.828	131.8	1:41.500	(3)	95.48	0.371	11:31:50.460
13 -	25.118	144.0	28.623	112.5	19.737	125.6	27.651	131.8	1:41.129	(1)	95.83		11:33:31.589
14 -	25.316	141.5	28.857	111.2	19.815	125.6	28.403	132.6	1:42.391	94.64	1.262	11:35:13.980	
15 -	25.217	144.9	28.599	112.5	19.878	124.7	27.792	132.6	1:41.486	(2)	95.49	0.357	11:36:55.466

P32 96		Kieran SMITH				Honda - Corkie Racing							
IDEAL LAP TIME : 1:41.155		BEST LAP TIME : 1:41.182				DIFFERENCE : 0.027							
LAP	SECTOR 1	SECTOR 2		SECTOR 3		SECTOR 4		LAP TIME	MPH	DIFF	TIME OF DAY		
1 -	OUTLAP	136.1	33.797	109.8	22.478	114.7	31.106	130.8			11:02:43.274		
2 -	27.776	137.7	31.967	109.4	20.864	118.7	29.469	130.5	1:50.076	88.04	8.894	11:04:33.350	
3 -	26.260	144.6	30.710	117.1	20.397	122.6	28.635	134.2	1:46.002	91.42	4.820	11:06:19.352	
4 -	25.806	147.1	29.850	109.6	20.193	122.6	28.505	134.4	1:44.354	92.86	3.172	11:08:03.706	
5 -	25.649	144.9	29.996	109.2	20.379	125.2	28.143	132.3	1:44.167	93.03	2.985	11:09:47.873	
6 -	25.197	149.7	29.386	114.5	20.514	122.4	28.090	128.8	1:43.187	93.91	2.005	11:11:31.060	
7 -	OUTLAP	139.5	30.941	112.4	20.578	122.6	28.573	133.9	11:16.214	14.33	9:35.032	11:22:47.274	
8 -	25.351	145.8	29.305	114.9	19.846	126.8	27.814	136.1	1:42.316	94.71	1.134	11:24:29.590	
9 -	25.280	148.1	29.210	109.6	19.886	128.8	27.870	133.9	1:42.246	(3)	94.78	1.064	11:26:11.836
10 -	25.117	140.3	29.043	113.7	19.994	126.1	27.966	136.1	1:42.120	(2)	94.90	0.938	11:27:53.956
11 -	24.926	148.4	29.306	111.2	20.068	125.2	27.968	136.1	1:42.268	94.76	1.086	11:29:36.224	
12 -	24.858	150.4	28.938	117.9	19.545	126.6	27.841	130.5	1:41.182	(1)	95.78		11:31:17.406
13 -	25.751	127.0	35.469	110.3	35.424	107.5	29.759	134.4	2:06.403	76.66	25.221	11:33:23.809	
14 -	25.250	147.1	29.393	112.4	19.993	126.6	28.143	136.3	1:42.779	94.29	1.597	11:35:06.588	
15 -	25.302	146.5	29.350	112.0	27.462	113.9	29.420	132.8	1:51.534	86.89	10.352	11:36:58.122	

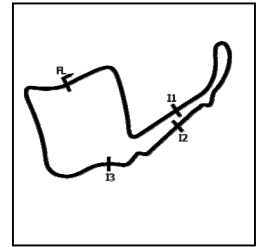
P33 90		Rory PARKER				Suzuki - RP Racing							
IDEAL LAP TIME : 1:40.983		BEST LAP TIME : 1:41.224				DIFFERENCE : 0.241							
LAP	SECTOR 1	SECTOR 2		SECTOR 3		SECTOR 4		LAP TIME	MPH	DIFF	TIME OF DAY		
1 -	OUTLAP	126.8	33.175	109.1	22.383	118.1	29.476	132.1			11:02:11.095		
2 -	26.122	142.4	30.195	112.7	20.628	124.9	28.401	134.4	1:45.346	91.99	4.122	11:03:56.441	
3 -	25.364	144.6	29.638	112.2	20.076	128.0	27.902	136.1	1:42.980	94.10	1.756	11:05:39.421	
4 -	24.932	147.4	29.188	112.0	20.202	129.3	27.548	138.6	1:41.870	95.13	0.646	11:07:21.291	
5 -	25.188	142.4	29.181	110.0	20.126	126.8	27.669	136.1	1:42.164	94.86	0.940	11:09:03.455	
6 -	24.965	146.8	28.932	112.2	20.004	127.8	IN PIT		1:49.469	P	88.53	8.245	11:10:52.924
7 -	OUTLAP	132.8	32.053	110.7	26.161	120.6	28.705	130.8	10:48.699	14.93	9:07.475	11:21:41.623	
8 -	25.605	144.0	29.153	111.2	20.184	127.0	27.580	135.2	1:42.522	94.52	1.298	11:23:24.145	
9 -	24.924	145.8	28.827	114.3	19.903	126.1	27.808	134.4	1:41.462	(3)	95.51	0.238	11:25:05.607
10 -	24.956	146.5	28.718	113.1	19.978	125.9	27.601	134.7	1:41.253	(2)	95.71	0.029	11:26:46.860
11 -	24.973	146.5	28.686	114.1	19.975	129.3	27.590	136.6	1:41.224	(1)	95.74		11:28:28.084
12 -	24.848	144.3	29.396	113.9	19.901	129.0	28.217	86.5	1:42.362	94.67	1.138	11:30:10.446	

MCRCB BULLETIN TK023

2023 Bennetts British Superbike Championship - Round 2

2023 Pirelli National Superstock with Santander Consumer Finance

FREE PRACTICE 1 - SECTOR ANALYSIS



SECTOR 1 = FL to I1, SECTOR 2 = I1 to I2 SECTOR 3 = I2 to I3, SECTOR 4 = I3 to FL, DIFF = Difference To Personal Best Lap, P = Crossed Finish Line in Pit Lane, D = Time Disallowed

P34 94		Lee WILLIAMS				Kawasaki - Team Wilo Racing					
IDEAL LAP TIME : 1:41.220		BEST LAP TIME : 1:41.286				DIFFERENCE : 0.065					
LAP	SECTOR 1	SECTOR 2		SECTOR 3		SECTOR 4		LAP TIME	MPH	DIFF	TIME OF DAY
1 -	OUTLAP	124.0	33.564	108.2	22.410	119.8	30.226	135.0			11:02:09.185
2 -	25.321	144.3	30.041	111.8	19.985	122.2	28.491	1:43.838	93.33	2.552	11:03:53.023
3 -	24.994	144.3	29.537	109.4	20.593	123.3	IN PIT	1:51.285	P 87.08	9.999	11:05:44.309
4 -	OUTLAP	141.5	29.562	110.7	20.573	124.2	28.063	134.4	5:22.944	30.00	3:41.658
5 -	OUTLAP	139.5	29.999	108.2	20.241	123.5	28.062	131.0	11:23.236	14.18	9:41.950
6 -	25.035	144.3	28.723	111.4	19.932	125.9	27.596	132.6	1:41.286 (1)	95.68	11:24:11.775
7 -	25.095	140.9	29.373	106.6	21.379	113.5	IN PIT		1:53.297	P 85.53	12.011
8 -	OUTLAP	139.8	29.565	110.7	34.181	109.4	28.522	133.6	6:03.621	26.65	4:22.335
9 -	25.013	143.0	28.956	112.4	19.907	124.2	28.128	131.5	1:42.004	(2) 95.00	0.718
10 -	28.678	136.3	29.847	110.0	28.338	117.7	28.559	132.3	1:55.422	83.96	14.136
11 -	25.305	144.0	29.123	109.6	20.202	121.5	28.649	130.8	1:43.279	(3) 93.83	1.993

P35 61		Dave SELLERS				Suzuki - True Heroes Racing					
IDEAL LAP TIME : 1:41.015		BEST LAP TIME : 1:41.337				DIFFERENCE : 0.322					
LAP	SECTOR 1	SECTOR 2		SECTOR 3		SECTOR 4		LAP TIME	MPH	DIFF	TIME OF DAY
1 -	OUTLAP	128.3	33.964	108.5	21.594	120.6	30.287	130.5			11:02:02.440
2 -	26.131	139.2	30.228	110.3	20.301	120.6	28.758	134.2	1:45.418	91.93	4.081
3 -	25.481	144.6	29.202	112.7	20.545	122.9	28.512	135.0	1:43.740	93.41	2.403
4 -	25.468	141.8	29.002	112.4	20.003	122.0	28.011	133.4	1:42.484	94.56	1.147
5 -	25.238	142.4	28.888	113.3	19.925	124.5	27.861	133.1	1:41.912	95.09	0.575
6 -	25.029	144.0	28.720	112.9	19.903	124.7	27.806	134.4	1:41.458	(3) 95.52	0.121
7 -	25.248	142.4	29.496	111.6	20.410	124.2	28.423	132.3	1:43.577	93.56	2.240
8 -	OUTLAP	138.6	29.911	112.2	21.049	122.6	28.231	133.1	9:43.983	16.59	8:02.646
9 -	25.487	141.8	28.650	109.4	19.850	120.4	28.053	132.3	1:42.040	94.97	0.703
10 -	25.076	143.3	28.493	111.8	19.975	119.4	27.860	129.5	1:41.404	(2) 95.57	0.067
11 -	25.203	143.3	28.641	111.4	19.716	125.4	27.777	131.5	1:41.337 (1)	95.63	11:27:09.793
12 -	25.093	143.3	28.575	111.6	19.949	122.2	28.326	131.8	1:41.943	95.06	0.606
13 -	25.082	144.9	28.729	112.5	19.860	125.2	27.802	130.8	1:41.473	95.50	0.136
14 -	25.100	140.6	28.653	111.8	28.641	118.9	28.962	133.6	1:51.356	87.02	10.019
15 -	25.187	141.8	29.717	112.7	20.012	120.2	27.860	132.6	1:42.776	94.29	1.439
16 -	25.065	143.3	28.974	113.9	20.119	124.2	28.005	133.6	1:42.163	94.86	0.826
17 -	25.033	141.5	29.157	112.4	20.176	122.9	28.257	131.5	1:42.623	94.43	1.286

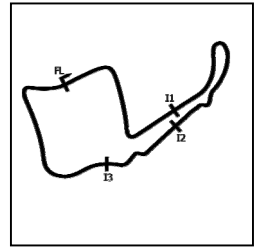
P36 26		Joe MOORE				Suzuki - Clearline Racing					
IDEAL LAP TIME : 1:41.417		BEST LAP TIME : 1:41.417				DIFFERENCE : 0.000					
LAP	SECTOR 1	SECTOR 2		SECTOR 3		SECTOR 4		LAP TIME	MPH	DIFF	TIME OF DAY
1 -	OUTLAP	136.9	31.397	113.1	22.223	116.3	30.617	128.5			11:02:09.763
2 -	25.164	144.0	29.985	114.1	20.315	121.3	28.372	137.5	1:43.836	(3) 93.33	2.419
3 -	25.437	140.6	30.204	113.7	19.948	126.1	28.216	134.4	1:43.805	(2) 93.36	2.388
4 -	24.738	147.8	29.344	115.5	19.663	127.8	27.672	136.1	1:41.417 (1)	95.55	11:07:18.821
5 -	25.075	144.6	29.406	112.0	19.861	127.8	IN PIT		1:47.525	P 90.13	6.108

MCRCB BULLETIN TK023

2023 Bennetts British Superbike Championship - Round 2

2023 Pirelli National Superstock with Santander Consumer Finance

FREE PRACTICE 1 - SECTOR ANALYSIS



SECTOR 1 = FL to I1, SECTOR 2 = I1 to I2 SECTOR 3 = I2 to I3, SECTOR 4 = I3 to FL, DIFF = Difference To Personal Best Lap, P = Crossed Finish Line in Pit Lane, D = Time Disallowed

P37 35		Stephen SMITH					Honda - Slipps Road Racing				
IDEAL LAP TIME : 1:41.313		BEST LAP TIME : 1:41.803					DIFFERENCE : 0.490				
LAP	SECTOR 1	SECTOR 2		SECTOR 3		SECTOR 4		LAP TIME	MPH	DIFF	TIME OF DAY
1 -	OUTLAP	130.5	33.722	107.7	23.217	116.1	31.395	126.1			11:02:09.992
2 -	26.964	145.2	30.343	108.7	22.038	120.2	28.851	132.3	1:48.196	89.57	6.393 11:03:58.188
3 -	25.908	144.9	29.935	113.5	20.383	127.0	28.238	135.0	1:44.464	92.77	2.661 11:05:42.652
4 -	25.050	146.8	29.508	111.1	20.454	124.9		IN PIT	1:49.386 P	88.59	7.583 11:07:32.038
5 -	OUTLAP	140.9	30.247	110.1	20.648	124.0	28.673	132.1	3:55.712	41.11	2:13.909 11:11:27.750
6 -	OUTLAP	136.6	30.177	111.4	20.754	120.9	28.507	127.3	10:39.758	15.14	8:57.955 11:22:07.508
7 -	25.185	144.9	29.565	113.1	20.260	127.0	27.614	133.9	1:42.624	94.43	0.821 11:23:50.132
8 -	25.102	147.1	28.989	112.7	19.989	126.8	27.723	132.3	1:41.803 (1)	95.19	11:25:31.935
9 -	24.950	144.3	28.805	113.7	20.260	123.5	27.961	135.0	1:41.976 (3)	95.03	0.173 11:27:13.911
10 -	25.126	144.3	29.094	110.9	20.086	123.5	27.787	133.1	1:42.093	94.92	0.290 11:28:56.004
11 -	25.160	148.4	29.442	113.1	20.108	124.0	27.737	133.6	1:42.447	94.59	0.644 11:30:38.451
12 -	25.283	148.1	29.049	116.7	20.040	127.5	27.569	138.3	1:41.941 (2)	95.06	0.138 11:32:20.392
13 -	25.267	145.8	29.611	113.5	20.268	121.5	28.525	131.8	1:43.671	93.48	1.868 11:34:04.063
14 -	25.591	143.3	29.674	108.5	20.612	123.5	28.001	132.3	1:43.878	93.29	2.075 11:35:47.941
15 -	25.262	138.0	29.077	111.6	20.130	125.9	27.660	138.3	1:42.129	94.89	0.326 11:37:30.070

P38 39		Max MORGAN					Kawasaki - MSS Performance				
IDEAL LAP TIME : 1:42.067		BEST LAP TIME : 1:42.137					DIFFERENCE : 0.070				
LAP	SECTOR 1	SECTOR 2		SECTOR 3		SECTOR 4		LAP TIME	MPH	DIFF	TIME OF DAY
1 -	OUTLAP	123.8	34.016	107.3	22.369	111.8		IN PIT		P	11:02:12.049
2 -	OUTLAP	122.0	31.141	110.3	20.677	121.7	28.217	134.2	3:15.800	49.49	1:33.663 11:05:27.849
3 -	25.301	142.4	29.117	107.5	20.244	123.5	28.028	133.4	1:42.690 (2)	94.37	0.553 11:07:10.539
4 -	25.132	142.7	39.032	80.4	25.090	94.7		IN PIT	2:09.381 P	74.90	27.244 11:09:19.920
5 -	OUTLAP	142.1	29.650	108.4	20.530	121.1	28.389	132.8	12:28.170	12.95	10:46.033 11:21:48.090
6 -	25.242	140.9	28.893	108.0	20.416	117.7	28.140	133.9	1:42.691 (3)	94.37	0.554 11:23:30.781
7 -	25.155	143.7	28.828	109.6	20.291	121.1	27.863	136.3	1:42.137 (1)	94.88	11:25:12.918
8 -	25.181	141.8	29.118	109.8	20.432	122.4	28.009	134.7	1:42.740	94.32	0.603 11:26:55.658
9 -	25.874	135.8	29.906	111.1	20.556	117.3		IN PIT	1:53.255 P	85.57	11.118 11:28:48.913
10 -	OUTLAP	139.5	30.661	102.9	30.364	116.5	28.634	134.7	3:33.741	45.34	1:51.604 11:32:22.654
11 -	25.313	143.0	29.151	109.8	20.337	121.5	28.338	133.9	1:43.139	93.96	1.002 11:34:05.793
12 -	25.383	140.9	29.181	109.4	20.334	122.0	28.351	135.8	1:43.249	93.86	1.112 11:35:49.042
13 -	25.155	142.4	29.220	110.9	20.273	120.9	28.078	136.1	1:42.726	94.34	0.589 11:37:31.768

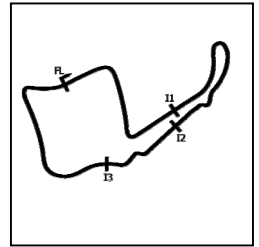
P39 22		Dave MACKAY					Suzuki - True Heroes Racing				
IDEAL LAP TIME : 1:41.967		BEST LAP TIME : 1:42.143					DIFFERENCE : 0.176				
LAP	SECTOR 1	SECTOR 2		SECTOR 3		SECTOR 4		LAP TIME	MPH	DIFF	TIME OF DAY
1 -	OUTLAP	131.8	31.744	108.4	21.525	117.5	28.488	131.3			11:01:59.081
2 -	25.735	146.2	29.384	110.3	20.327	121.3	28.444	133.9	1:43.890	93.28	1.747 11:03:42.971
3 -	25.400	134.7	30.081	110.1	20.525	117.9	28.048	137.5	1:44.054	93.13	1.911 11:05:27.025
4 -	25.210	146.5	29.098	112.9	20.075	124.9	28.093	136.3	1:42.476	94.57	0.333 11:07:09.501
5 -	25.288	144.3	29.379	111.4	20.379	120.6	28.307	135.2	1:43.353	93.76	1.210 11:08:52.854
6 -	25.497	139.8	29.320	113.3	20.193	123.1	28.536	133.4	1:43.546	93.59	1.403 11:10:36.400
7 -	25.521	142.4	29.768	112.4	20.365	122.6		IN PIT	1:53.681 P	85.24	11.538 11:12:30.081
8 -	OUTLAP	138.6	30.397	112.5	20.568	121.7	28.338	135.0	10:13.850	15.78	8:31.707 11:22:43.931
9 -	25.432	143.7	29.072	112.5	19.969	122.9	27.957	135.2	1:42.430 (2)	94.61	0.287 11:24:26.361
10 -	25.509	145.2	29.172	111.2	20.198	117.9	28.199	135.8	1:43.078	94.01	0.935 11:26:09.439
11 -	25.238	145.8	29.316	113.1	20.197	121.3	28.355	136.6	1:43.106	93.99	0.963 11:27:52.545
12 -	25.265	147.1	29.174	113.3	20.014	123.3	27.995	137.5	1:42.448 (3)	94.59	0.305 11:29:34.993
13 -	25.540	143.3	29.242	112.9	20.299	125.2	27.920	136.9	1:43.001	94.08	0.858 11:31:17.994
14 -	25.528	143.7	29.795	112.4	20.249	123.1	28.157	136.9	1:43.729	93.42	1.586 11:33:01.723
15 -	25.161	141.2	29.219	113.1	19.998	120.4	27.765	137.7	1:42.143 (1)	94.87	11:34:43.866
16 -	25.894	138.6	29.862	113.3	20.415	123.1	28.652	131.5	1:44.823	92.45	2.680 11:36:28.689

MCRCB BULLETIN TK023

2023 Bennetts British Superbike Championship - Round 2

2023 Pirelli National Superstock with Santander Consumer Finance

FREE PRACTICE 1 - SECTOR ANALYSIS



SECTOR 1 = FL to I1, SECTOR 2 = I1 to I2 SECTOR 3 = I2 to I3, SECTOR 4 = I3 to FL, DIFF = Difference To Personal Best Lap, P = Crossed Finish Line in Pit Lane, D = Time Disallowed

P40 50		Michael EVANS				Suzuki - Michael Evans Racing						
IDEAL LAP TIME : 1:42.812		BEST LAP TIME : 1:43.094				DIFFERENCE : 0.282						
LAP	SECTOR 1	SECTOR 2		SECTOR 3		SECTOR 4		LAP TIME	MPH	DIFF	TIME OF DAY	
1 -	OUTLAP	127.0	33.631	107.8	22.300	103.5	30.061	136.6			11:02:07.770	
2 -	26.114	143.7	30.265	115.3	20.270	118.5	28.875	136.3	1:45.524	91.83	2.430	11:03:53.294
3 -	25.625	138.9	30.100	113.1	20.526	119.8	28.215	137.5	1:44.466 (3)	92.76	1.372	11:05:37.760
4 -	25.326	135.8	29.439	114.9	20.382	122.0	27.991	130.3	1:43.138 (2)	93.96	0.044	11:07:20.898
5 -	25.477	140.3	29.570	114.1	20.093	123.5	27.954	132.6	1:43.094 (1)	94.00		11:09:03.992
6 -	25.647	142.4	29.464	114.1	20.633	121.3	IN PIT		1:51.386 P	87.00	8.292	11:10:55.378
7 -	OUTLAP	131.0	30.261	114.3	20.380	118.3	28.385	132.8	10:56.276	14.76	9:13.182	11:21:51.654
8 -	25.900	141.2	29.588	114.5	20.685	108.9	28.611	138.3	1:44.784	92.48	1.690	11:23:36.438
9 -	25.547	141.8	29.510	114.1	21.032	116.1	28.735	126.3	1:44.824	92.45	1.730	11:25:21.262
10 -	25.862	145.5	29.947	111.8	20.742	115.7	28.469	131.5	1:45.020	92.28	1.926	11:27:06.282
11 -	25.965	140.9	30.093	115.5	20.349	114.1	IN PIT		1:51.360 P	87.02	8.266	11:28:57.642
12 -	OUTLAP	138.9	30.043	114.1	21.299	118.5	28.690	136.9	3:21.936	47.99	1:38.842	11:32:19.578
13 -	25.549	147.1	29.570	111.8	20.748	116.5	IN PIT		1:51.403 P	86.99	8.309	11:34:10.981

P41 25		Jorel BOERBOOM				Kawasaki - G&S Racing						
IDEAL LAP TIME : 1:42.000		BEST LAP TIME : 1:43.263				DIFFERENCE : 1.263						
LAP	SECTOR 1	SECTOR 2		SECTOR 3		SECTOR 4		LAP TIME	MPH	DIFF	TIME OF DAY	
1 -	OUTLAP	144.9	30.059	111.2	25.299	118.5	29.178	133.4			11:01:54.883	
2 -	25.289	148.4	29.432	110.5	20.244	123.5	28.298	135.2	1:43.263 (1)	93.85		11:03:38.146
3 -	24.758	148.1	28.700	113.7	24.743	105.3	IN PIT		1:54.070 P	84.95	10.807	11:05:32.216
4 -	OUTLAP	143.0	29.843	110.1	20.578	120.4	28.680	133.9	5:35.543	28.88	3:52.280	11:11:07.759

P42 33		Connor THOMSON				Kawasaki - Sound Advice Hearing Racing						
IDEAL LAP TIME : 1:44.696		BEST LAP TIME : 1:44.711				DIFFERENCE : 0.015						
LAP	SECTOR 1	SECTOR 2		SECTOR 3		SECTOR 4		LAP TIME	MPH	DIFF	TIME OF DAY	
1 -	OUTLAP	129.0	33.093	107.0	21.352	110.5	29.874	126.8			11:03:07.765	
2 -	26.510	140.3	31.074	104.3	20.628	117.3	29.228	126.6	1:47.440	90.20	2.729	11:04:55.205
3 -	26.170	139.5	30.830	107.7	20.576	117.3	29.154	127.5	1:46.730	90.80	2.019	11:06:41.935
4 -	25.898	141.2	30.053	107.7	20.616	117.7	IN PIT		1:52.035 P	86.50	7.324	11:08:33.970
5 -	OUTLAP	133.6	31.928	106.5	29.859	61.8	IN PIT		2:34.666 P	62.65	49.955	11:11:08.636
6 -	OUTLAP	123.1	33.352	104.6	21.806	113.5	29.700	123.3	11:40.853	13.82	9:56.142	11:22:49.489
7 -	26.454	141.5	30.684	105.0	20.853	117.1	29.059	126.3	1:47.050	90.53	2.339	11:24:36.539
8 -	26.084	141.5	30.467	106.3	20.747	114.7	29.070	127.5	1:46.368 (3)	91.11	1.657	11:26:22.907
9 -	25.957	143.3	30.119	106.3	20.653	120.0	29.110	130.3	1:45.839 (2)	91.56	1.128	11:28:08.746
10 -	25.826	142.1	30.065	107.0	26.457	112.9	29.756	124.7	1:52.104	86.44	7.393	11:30:00.850
11 -	26.313	141.2	30.230	109.1	20.354	114.9	IN PIT		1:50.554 P	87.66	5.843	11:31:51.404
12 -	OUTLAP	139.5	30.541	108.7	20.531	119.1	29.138	128.8	2:52.412	56.21	1:07.701	11:34:43.816
13 -	25.757	138.0	29.890	106.6	20.369	116.1	28.695	126.3	1:44.711 (1)	92.55		11:36:28.527

P43 28		Shane RICHARDSON				Kawasaki - LDR						
IDEAL LAP TIME : 1:43.278		BEST LAP TIME : 1:45.866				DIFFERENCE : 2.588						
LAP	SECTOR 1	SECTOR 2		SECTOR 3		SECTOR 4		LAP TIME	MPH	DIFF	TIME OF DAY	
1 -	OUTLAP	127.8	31.987	112.7	21.446	121.5	30.028	135.0			11:02:19.511	
2 -	25.645	144.3	31.340	115.9	20.364	125.4	28.517	138.0	1:45.866 (1)	91.54		11:04:05.377
3 -	25.486	144.9	29.394	115.7	19.881	120.2	IN PIT		1:51.814 P	86.67	5.948	11:05:57.191

P44 86		Frederico LOPES-REGO				Yamaha - FLR Racing					
IDEAL LAP TIME :		BEST LAP TIME :				DIFFERENCE :					
LAP	SECTOR 1	SECTOR 2		SECTOR 3		SECTOR 4		LAP TIME	MPH	DIFF	TIME OF DAY
1 -	OUTLAP	120.6	34.642	102.2	24.671	94.9	IN PIT		P		11:02:28.327

P45 57		Richard WHITE				BMW - Trackdudes powered by Hilltop Motorcycles					
IDEAL LAP TIME :		BEST LAP TIME :				DIFFERENCE :					
LAP	SECTOR 1	SECTOR 2		SECTOR 3		SECTOR 4		LAP TIME	MPH	DIFF	TIME OF DAY
1 -	OUTLAP	142.4	30.278	114.1	20.413	125.9	28.067	137.7			11:02:28.020

MCRCB BULLETIN TK024

2023 Bennetts British Superbike Championship - Round 2

2023 Pirelli National Superstock with Santander Consumer Finance

FREE PRACTICE 1 - BEST SECTORS

SECTOR 1				SECTOR 2				SECTOR 3				SECTOR 4				IDEAL / BEST COMPARISON			
POS	NO	NAME	TIME	NO	NAME	TIME	NO	NAME	TIME	NO	NAME	TIME	POS	NO	NAME	IDEAL	BEST	DIFF	
1	23	ALLINGH	23.692	19	TALBOT	27.292	75	OLSEN	18.848	34	SEELEY	26.366	1	34	SEELEY	1:36.198	1:36.657	0.194	
2	34	SEELEY	23.716	75	OLSEN	27.388	34	SEELEY	18.914	23	ALLINGH	26.416	2	23	ALLINGHAM	1:36.487	1:36.823	0.336	
3	54	BOURNE	23.778	23	ALLINGH	27.391	3	McCONNIE	18.922	75	OLSEN	26.471	3	75	OLSEN	1:36.501	1:36.766	0.265	
4	75	OLSEN	23.794	3	McCONNIE	27.430	19	TALBOT	18.924	19	TALBOT	26.471	4	19	TALBOT	1:36.522	1:36.984	0.462	
5	4	LINFOOT	23.794	4	LINFOOT	27.437	5	KERR	18.950	3	McCONNIE	26.522	5	4	LINFOOT	1:36.775	1:36.843	0.068	
6	19	TALBOT	23.835	5	KERR	27.440	4	LINFOOT	18.961	8	ROLLO	26.530	6	3	McCONNELL	1:36.814	1:36.998	0.184	
7	8	ROLLO	23.857	34	SEELEY	27.467	23	ALLINGH	18.988	54	BOURNE	26.535	7	54	BOURNE	1:36.984	1:37.172	0.188	
8	3	McCONNIE	23.940	54	BOURNE	27.500	99	LUXTON	19.116	4	LINFOOT	26.583	8	5	KERR	1:37.074	1:37.289	0.215	
9	10	SHELDON	23.974	8	ROLLO	27.593	54	BOURNE	19.171	5	KERR	26.657	9	8	ROLLO	1:37.179	1:37.306	0.127	
10	18	WINFIEL	23.990	10	SHELDON	27.604	10	SHELDON	19.172	99	LUXTON	26.706	10	10	SHELDON-SHAW	1:37.486	1:37.819	0.333	
11	5	KERR	24.027	18	WINFIEL	27.622	8	ROLLO	19.199	10	SHELDON	26.736	11	99	LUXTON	1:37.570	1:37.764	0.194	
12	99	LUXTON	24.058	99	LUXTON	27.690	40	FRANCIS	19.211	24	CUMMINS	26.758	12	18	WINFIELD	1:37.635	1:38.469	0.834	
13	51	ELLIOTT	24.105	40	FRANCIS	27.705	18	WINFIEL	19.239	18	WINFIEL	26.784	13	40	FRANCIS	1:38.016	1:38.318	0.302	
14	77	HARRAN	24.125	51	ELLIOTT	27.748	55	BEECH	19.243	55	BEECH	26.799	14	55	BEECH	1:38.057	1:38.144	0.087	
15	24	CUMMINS	24.146	55	BEECH	27.860	2	McGUINN	19.288	12	HEDGER	26.874	15	77	HARRAN	1:38.353	1:38.775	0.422	
16	55	BEECH	24.155	12	HEDGER	27.969	77	HARRAN	19.347	77	HARRAN	26.890	16	51	ELLIOTT	1:38.363	1:38.492	0.129	
17	40	FRANCIS	24.185	77	HARRAN	27.991	12	HEDGER	19.351	40	FRANCIS	26.915	17	24	CUMMINS	1:38.393	1:38.393	0.000	
18	12	HEDGER	24.217	24	CUMMINS	28.010	51	ELLIOTT	19.444	59	TRUELOV	26.999	18	12	HEDGER	1:38.411	1:38.544	0.133	
19	2	McGUINN	24.225	2	McGUINN	28.086	15	HARRISO	19.469	51	ELLIOTT	27.066	19	2	McGUINNESS	1:38.695	1:39.022	0.327	
20	59	TRUELOV	24.238	59	TRUELOV	28.107	24	CUMMINS	19.479	2	McGUINN	27.096	20	59	TRUELOVE	1:38.873	1:39.281	0.408	
21	15	HARRISO	24.310	37	HILLIER	28.437	59	TRUELOV	19.529	15	HARRISO	27.123	21	15	HARRISON	1:39.567	1:39.801	0.234	
22	31	COX	24.440	11	REID	28.452	96	SMITH	19.545	6	NEVE	27.233	22	6	NEVE	1:39.883	1:40.056	0.173	
23	6	NEVE	24.441	80	BEY	28.468	11	REID	19.555	53	WAINWRI	27.339	23	11	REID	1:40.033	1:40.204	0.171	
24	11	REID	24.555	27	SYMONDS	28.471	6	NEVE	19.563	27	SYMONDS	27.402	24	31	COX	1:40.189	1:40.518	0.329	
25	27	SYMONDS	24.579	61	SELLERS	28.493	36	COWARD	19.618	31	COX	27.438	25	27	SYMONDS	1:40.195	1:40.432	0.237	
26	37	HILLIER	24.614	36	COWARD	28.504	26	MOORE	19.663	45	SWANN	27.455	26	36	COWARD	1:40.283	1:40.529	0.246	
27	36	COWARD	24.674	45	SWANN	28.518	17	WHELAN	19.671	11	REID	27.471	27	37	HILLIER	1:40.366	1:40.379	0.013	
28	80	BEY	24.702	31	COX	28.588	37	HILLIER	19.711	36	COWARD	27.487	28	53	WAINWRIGHT	1:40.677	1:40.868	0.191	
29	26	MOORE	24.738	17	WHELAN	28.599	61	SELLERS	19.716	90	PARKER	27.548	29	45	SWANN	1:40.741	1:40.825	0.084	
30	25	BOERBOO	24.758	6	NEVE	28.646	31	COX	19.723	35	SMITH	27.569	30	80	BEY	1:40.761	1:40.761	0.000	
31	53	WAINWRI	24.767	15	HARRISO	28.665	27	SYMONDS	19.743	94	WILLIAM	27.596	31	17	WHELAN	1:40.907	1:41.129	0.222	
32	90	PARKER	24.848	90	PARKER	28.686	53	WAINWRI	19.746	37	HILLIER	27.604	32	90	PARKER	1:40.983	1:41.224	0.241	
33	96	SMITH	24.858	25	BOERBOO	28.700	28	RICHARD	19.881	17	WHELAN	27.651	33	61	SELLERS	1:41.015	1:41.337	0.322	
34	45	SWANN	24.882	94	WILLIAM	28.723	45	SWANN	19.886	80	BEY	27.663	34	96	SMITH	1:41.155	1:41.182	0.027	
35	35	SMITH	24.950	35	SMITH	28.805	90	PARKER	19.901	26	MOORE	27.672	35	94	WILLIAMS	1:41.220	1:41.286	0.065	
36	17	WHELAN	24.986	53	WAINWRI	28.825	94	WILLIAM	19.907	22	MACKAY	27.765	36	35	SMITH	1:41.313	1:41.803	0.490	
37	94	WILLIAM	24.994	39	MORGAN	28.828	80	BEY	19.928	61	SELLERS	27.777	37	26	MOORE	1:41.417	1:41.417	0.000	
38	61	SELLERS	25.029	96	SMITH	28.938	22	MACKAY	19.969	96	SMITH	27.814	38	22	MACKAY	1:41.967	1:42.143	0.176	
39	39	MORGAN	25.132	22	MACKAY	29.072	35	SMITH	19.989	39	MORGAN	27.863	39	25	BOERBOOM	1:42.000	1:43.263	1.263	
40	22	MACKAY	25.161	26	MOORE	29.344	50	EVANS	20.093	50	EVANS	27.954	40	39	MORGAN	1:42.067	1:42.137	0.070	
41	50	EVANS	25.326	28	RICHARD	29.394	39	MORGAN	20.244	57	WHITE	28.067	41	50	EVANS	1:42.812	1:43.094	0.282	
42	28	RICHARD	25.486	50	EVANS	29.439	25	BOERBOO	20.244	25	BOERBOO	28.298	42	28	RICHARDSON	1:43.278	1:45.866	2.588	
43	33	THOMSON	25.757	33	THOMSON	29.890	33	THOMSON	20.354	28	RICHARD	28.517	43	33	THOMSON	1:44.696	1:44.711	0.015	
44				57	WHITE	30.278	57	WHITE	20.413	33	THOMSON	28.695	44	57	WHITE				
45				86	LOPES-R	34.642	86	LOPES-R	24.671				45	86	LOPES-REGO				

MCRCB BULLETIN TK025**2023 Bennetts British Superbike Championship - Round 2****2023 Pirelli National Superstock with Santander Consumer Finance****FREE PRACTICE 1 - BEST SPEEDS**

POS	INTERMEDIATE 1			INTERMEDIATE 2			INTERMEDIATE 3			FINISH LINE		
	NO	NAME	MPH	NO	NAME	MPH	NO	NAME	MPH	NO	NAME	MPH
1	34	SEELEY	154.9	34	SEELEY	123.1	34	SEELEY	134.4	34	SEELEY	147.1
2	99	LUXTON	154.9	12	HEDGER	121.7	19	TALBOT	133.1	18	WINFIELD	144.0
3	19	TALBOT	153.9	19	TALBOT	120.2	45	SWANN	132.8	53	WAINWRIGHT	144.0
4	75	OLSEN	153.5	23	ALLINGHAM	120.0	18	WINFIELD	132.3	12	HEDGER	142.7
5	4	LINFOOT	153.5	18	WINFIELD	120.0	12	HEDGER	132.1	77	HARRAN	142.7
6	54	BOURNE	153.5	4	LINFOOT	119.6	23	ALLINGHAM	131.8	19	TALBOT	142.4
7	8	ROLLO	153.2	3	McCONNELL	119.4	54	BOURNE	131.5	8	ROLLO	142.4
8	18	WINFIELD	153.2	8	ROLLO	119.1	55	BEECH	131.3	10	SHELDON-SHAW	142.4
9	23	ALLINGHAM	152.1	55	BEECH	119.1	8	ROLLO	131.0	54	BOURNE	142.1
10	2	McGUINNESS	151.8	77	HARRAN	118.9	77	HARRAN	131.0	99	LUXTON	142.1
11	59	TRUELOVE	151.8	24	CUMMINS	118.7	15	HARRISON	131.0	15	HARRISON	142.1
12	10	SHELDON-SHAW	151.4	54	BOURNE	118.5	99	LUXTON	130.8	55	BEECH	141.8
13	77	HARRAN	151.1	45	SWANN	118.1	3	McCONNELL	130.5	4	LINFOOT	141.5
14	3	McCONNELL	150.8	96	SMITH	117.9	5	KERR	130.5	3	McCONNELL	141.5
15	37	HILLIER	150.8	75	OLSEN	117.7	75	OLSEN	130.3	5	KERR	141.2
16	53	WAINWRIGHT	150.8	10	SHELDON-SHAW	117.7	10	SHELDON-SHAW	130.3	24	CUMMINS	141.2
17	27	SYMONDS	150.4	59	TRUELOVE	117.7	40	FRANCIS	130.3	37	HILLIER	141.2
18	96	SMITH	150.4	99	LUXTON	117.5	4	LINFOOT	130.0	75	OLSEN	140.9
19	5	KERR	150.1	40	FRANCIS	117.3	2	McGUINNESS	130.0	23	ALLINGHAM	140.6
20	12	HEDGER	150.1	51	ELLIOTT	117.3	36	COWARD	130.0	2	McGUINNESS	140.6
21	45	SWANN	150.1	2	McGUINNESS	117.3	24	CUMMINS	129.8	51	ELLIOTT	140.3
22	24	CUMMINS	149.7	5	KERR	117.1	90	PARKER	129.3	59	TRUELOVE	140.3
23	15	HARRISON	149.7	15	HARRISON	117.1	59	TRUELOVE	128.8	6	NEVE	139.5
24	55	BEECH	149.4	28	RICHARDSON	116.9	96	SMITH	128.8	31	COX	139.2
25	40	FRANCIS	149.1	35	SMITH	116.7	11	REID	128.5	45	SWANN	138.9
26	51	ELLIOTT	149.1	31	COX	116.1	31	COX	128.3	40	FRANCIS	138.6
27	36	COWARD	149.1	36	COWARD	116.1	51	ELLIOTT	128.0	11	REID	138.6
28	6	NEVE	148.7	27	SYMONDS	115.7	37	HILLIER	127.8	90	PARKER	138.6
29	11	REID	148.7	53	WAINWRIGHT	115.5	27	SYMONDS	127.8	36	COWARD	138.3
30	35	SMITH	148.4	26	MOORE	115.5	17	WHELAN	127.8	35	SMITH	138.3
31	25	BOERBOOM	148.4	50	EVANS	115.5	26	MOORE	127.8	50	EVANS	138.3
32	26	MOORE	147.8	37	HILLIER	115.1	35	SMITH	127.5	28	RICHARDSON	138.0
33	90	PARKER	147.4	11	REID	114.9	28	RICHARDSON	127.5	22	MACKAY	137.7
34	80	BEY	147.1	6	NEVE	114.5	80	BEY	126.8	57	WHITE	137.7
35	22	MACKAY	147.1	90	PARKER	114.3	6	NEVE	126.6	27	SYMONDS	137.5
36	50	EVANS	147.1	80	BEY	114.1	94	WILLIAMS	125.9	26	MOORE	137.5
37	17	WHELAN	146.8	57	WHITE	114.1	57	WHITE	125.9	17	WHELAN	136.3
38	31	COX	146.5	61	SELLERS	113.9	53	WAINWRIGHT	125.6	96	SMITH	136.3
39	61	SELLERS	144.9	25	BOERBOOM	113.7	61	SELLERS	125.4	39	MORGAN	136.3
40	28	RICHARDSON	144.9	17	WHELAN	113.3	22	MACKAY	125.2	80	BEY	135.5
41	94	WILLIAMS	144.3	22	MACKAY	113.3	39	MORGAN	123.5	25	BOERBOOM	135.2
42	39	MORGAN	143.7	94	WILLIAMS	112.4	50	EVANS	123.5	94	WILLIAMS	135.0
43	33	THOMSON	143.3	39	MORGAN	111.1	25	BOERBOOM	123.5	61	SELLERS	135.0
44	57	WHITE	142.4	33	THOMSON	109.1	33	THOMSON	120.0	33	THOMSON	130.3
45	86	LOPES-REGO	120.6	86	LOPES-REGO	102.2	86	LOPES-REGO	94.9			

MCRCB BULLETIN TK026

2023 Bennetts British Superbike Championship - Round 2

2023 Pirelli National Superstock with Santander Consumer Finance

FREE PRACTICE 1 - STATISTICS

Competitors Started 45
Planned Start 2023-04-29 @ 11:00:00.000
Actual Start 2023-04-29 @ 11:00:00.931
Finish Time 2023-04-29 @ 11:36:27.026
Track Length 2.6920mi.
Total Laps 582
Total Distance Covered 1566.7606mi.

Session Fastest Lap History

NO	NAME	LAP TIME	TIME OF DAY	LAP	VEHICLE
54	Franco BOURNE	1:39.372	11:03:25.464	2	Honda
19	Joe TALBOT	1:38.793	11:03:27.740	2	Honda
19	Joe TALBOT	1:37.639	11:05:05.379	3	Honda
19	Joe TALBOT	1:37.621	11:06:43.000	4	Honda
75	Alex OLSEN	1:37.452	11:07:35.314	4	Honda
54	Franco BOURNE	1:37.373	11:09:58.246	6	Honda
4	Dan LINFOOT	1:37.294	11:12:23.513	7	Honda
3	Billy McCONNELL	1:37.274	11:12:24.896	7	Honda
4	Dan LINFOOT	1:36.843	11:24:44.505	10	Honda
34	Alastair SEELEY	1:36.750	11:24:58.955	10	BMW
34	Alastair SEELEY	1:36.657	11:28:15.101	12	BMW

Flag History

TYPE	TIME OF DAY
GREEN	11:00:00.931
RED	11:12:45.837
GREEN	11:19:11.932
FINISH	11:36:27.026

Flag Statistics

TYPE	COUNT	TOTAL LAPS	TOTAL TIME
Green	2	17	31:51.696
Red	1	0	6:26.095
Safety Car	0	0	0.000
FCY	0	0	0.000

MCRCB BULLETIN TK027

2023 Bennetts British Superbike Championship - Round 2

2023 Pirelli National Superstock with Santander Consumer Finance

FREE PRACTICE 1 - SESSION NOTES

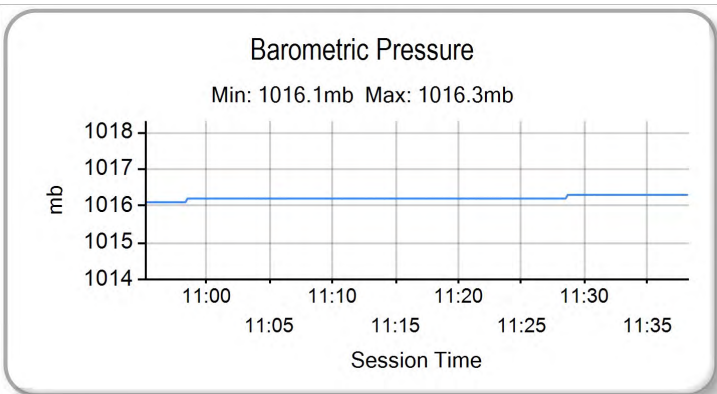
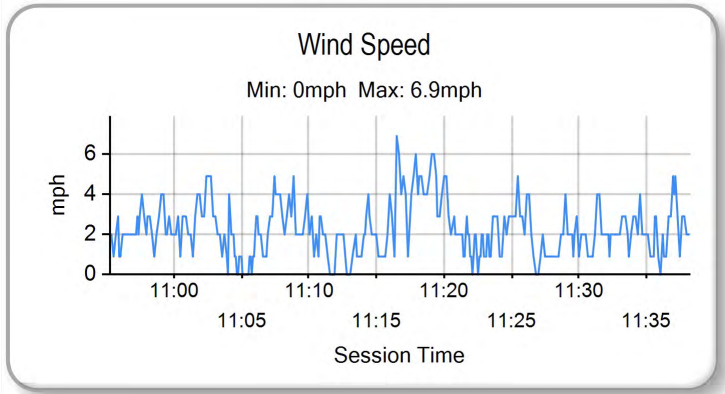
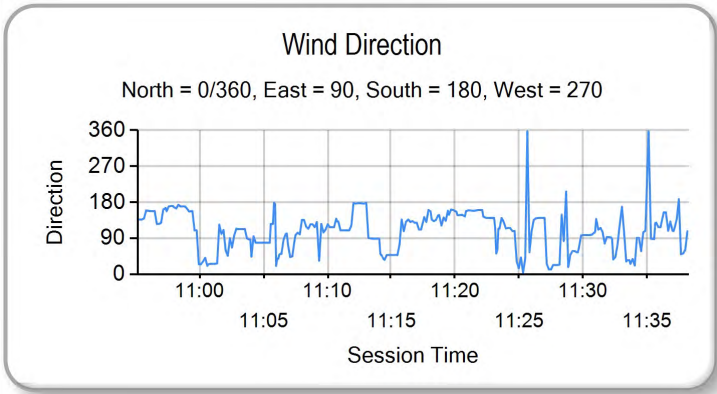
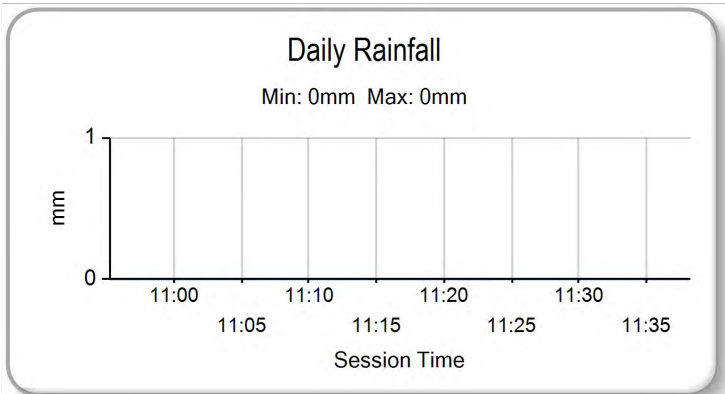
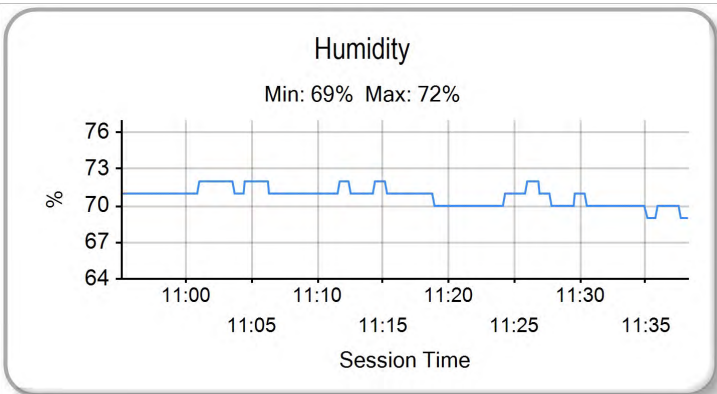
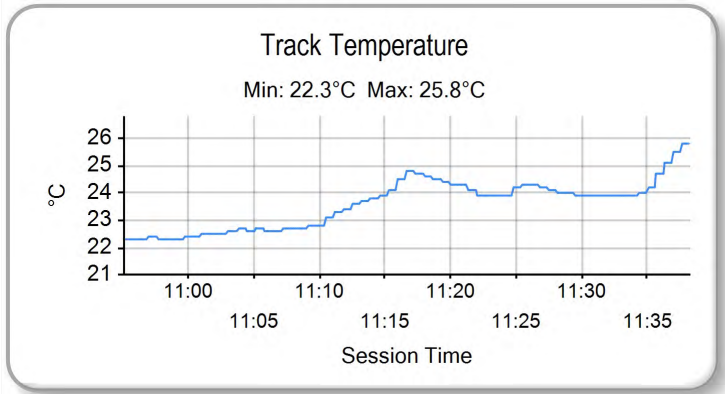
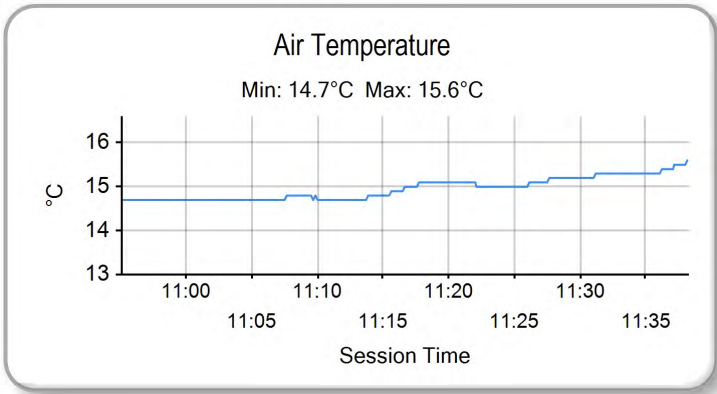
TIME	MESSAGE
11:03:23	NO.56 FALLER AT T1 OLD HALL - RIDER OK
11:05:14	NO.6 MISSED CHICANE - TURN 7/8 - LAP TIME CANCELLED
11:05:55	CORRECTION: FALLER AT OLD HALL - NO.57
11:08:25	NO.39 MISSED CHICANE - TURN 7/8 - LAP TIME CANCELLED
11:15:10	NO.25 FALLER AT T15 DRUIDS - RIDER OK
11:23:03	NO.6 MISSED CHICANE - TURN 7/8 - LAP TIME CANCELLED
11:28:23	
11:29:39	NO.59 40 SEC STOP PENALTY AT PIT IN - SHORT CIRCUIT
11:30:21	NO.18 40 SEC STOP PENALTY AT PIT IN - SHORT CIRCUIT
11:31:15	NO.23 MISSED CHICANE - TURN 7/8 - LAP TIME CANCELLED
11:32:40	NO.59 40 SEC STOP PENALTY AT PIT IN - SHORT CIRCUIT
11:36:39	CHEQUERED FLAG

MCRCB BULLETIN TK028

2023 Bennetts British Superbike Championship - Round 2

2023 Pirelli National Superstock with Santander Consumer Finance

FREE PRACTICE 1 - WEATHER CONDITIONS



FREE PRACTICE 2 - CLASSIFICATION



POS	NO	NAME	NAT	ENTRY	TIME	ON	LAPS	GAP	DIFF	MPH
1	8	Lewis ROLLO	GBR	Aprilia - IN Competition / Aprilia	1:48.149	9	9			89.61
2	53	Josh WAINWRIGHT	GBR	Honda - JW MOT Centre	1:48.710	10	10	0.561	0.561	89.14
3	19	Joe TALBOT	GBR	Honda - JR Performance Racing	1:49.312	4	6	1.163	0.602	88.65
4	40	Joe FRANCIS	GBR	Kawasaki - STAUFF Fluid Power / GR Motosport	1:49.964	7	7	1.815	0.652	88.13
5	94	Lee WILLIAMS	GBR	Kawasaki - Team Wilo Racing	1:50.315	5	5	2.166	0.351	87.85
6	12	Luke HEDGER	GBR	Kawasaki - MAD Racing	1:51.177	9	9	3.028	0.862	87.17
7	11	Simon REID	GBR	Honda - C&L Fairburn Properties Jackson Racing	1:51.288	12	12	3.139	0.111	87.08
8	61	Dave SELLERS	GBR	Suzuki - True Heroes Racing	1:51.847	15	16	3.698	0.559	86.64
9	57	Richard WHITE	GBR	BMW - Trackdudes powered by Hilltop Motorcycles	1:53.601	10	10	5.452	1.754	85.31
10	90	Rory PARKER	GBR	Suzuki - RP Racing	1:54.276	11	11	6.127	0.675	84.80
11	17	Matty WHELAN	GBR	Suzuki - Milestone by ATS Racing	1:54.418	9	10	6.269	0.142	84.70
12	39	Max MORGAN	GBR	Kawasaki - MSS Performance	1:54.889	9	10	6.740	0.471	84.35
13	45	Scott SWANN	GBR	Yamaha - Swann Racing	1:55.992	5	5	7.843	1.103	83.55
14	31	Sam COX	GBR	BMW - Sam Cox Racing with Armada Marine Cables	1:56.837	6	9	8.688	0.845	82.94
15	22	Dave MACKAY	GBR	Suzuki - True Heroes Racing	1:57.172	10	10	9.023	0.335	82.71
16	86	Frederico LOPES-REGO	PRT	Yamaha - FLR Racing	1:58.575	11	12	10.426	1.403	81.73

QUALIFYING LAPTIME (110.0% of 1:48.149) = 1:58.963

17	35	Stephen SMITH	GBR	Honda - Slips Road Racing			2			
18	33	Connor THOMSON	GBR	Kawasaki - Sound Advice Hearing Racing			2			
19	27	Max SYMONDS	GBR	Yamaha - Symonds Racing			2			
20	50	Michael EVANS	GBR	Suzuki - Michael Evans Racing			1			
21	25	Jorel BOERBOOM	NLD	Kawasaki - G&S Racing			1			
22	26	Joe MOORE	GBR	Suzuki - Clearline Racing			1			
23	3	Billy McCONNELL	AUS	Honda - C&L Fairburn Properties Jackson Racing			1			
24	2	John McGUINNESS	GBR	Honda - Honda Racing UK			1			
25	80	Callum BEY	GBR	Suzuki - FilterLogic by EightZero Racing			1			

Weather / Track : Cloudy / Dry

These results are provisional until the conclusion of any judicial and technical matters.

Oulton Park International: 2.6920 miles

Date: 29/04/2023 Start: 15:52 Finish: 16:22

Race Director : Stuart Higgs <i>S. Higgs</i>	Stewards :	Timekeeper : Richard Evans <i>R. EVANS</i>
<small>Digitally Approved at 16:33 Saturday, 29 April 2023</small>		<small>Digitally Approved at 16:33 Saturday, 29 April 2023</small>

Results can be found at www.britishsuperbike.com

Printed - 16:26 Saturday, 29 April 2023

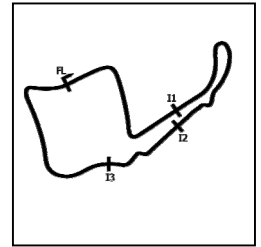


MCRCB BULLETIN TK070

2023 Bennetts British Superbike Championship - Round 2

2023 Pirelli National Superstock with Santander Consumer Finance

FREE PRACTICE 2 - SECTOR ANALYSIS



SECTOR 1 = FL to I1, SECTOR 2 = I1 to I2 SECTOR 3 = I2 to I3, SECTOR 4 = I3 to FL, DIFF = Difference To Personal Best Lap, P = Crossed Finish Line in Pit Lane, D = Time Disallowed

P1		8		Lewis ROLLO		Aprilia - IN Competition / Aprilia							
IDEAL LAP TIME : 1:48.149		BEST LAP TIME : 1:48.149		DIFFERENCE : 0.000									
LAP	SECTOR 1	SECTOR 2	SECTOR 3	SECTOR 4	LAP TIME	MPH	DIFF	TIME OF DAY					
1 -	OUTLAP	128.0	37.180	98.8	25.644	104.0	33.363	127.3	15:58:43.736				
2 -	29.221	136.6	35.356	105.5	24.119	111.4	31.665	131.3	2:00.361	80.51	12.212	16:00:44.097	
3 -	27.530	140.1	33.747	103.8	23.457	117.1	31.301	128.0	1:56.035	83.52	7.886	16:02:40.132	
4 -	28.144	136.3	33.928	104.6	24.240	115.9	IN PIT		2:02.906	P	78.85	14.757	16:04:43.038
5 -	OUTLAP	129.3	35.505	98.6	23.723	117.7	30.992	135.8	10:45.166	15.02	8:57.017	16:15:28.204	
6 -	26.884	140.9	33.439	104.6	22.772	120.4	29.526	138.3	1:52.621	86.05	4.472	16:17:20.825	
7 -	26.102	145.5	32.668	104.2	22.423	121.7	29.359	138.3	1:50.552	(2)	87.66	2.403	16:19:11.377
8 -	25.666	144.9	33.645	102.7	22.315	115.5	29.753	138.0	1:51.379	(3)	87.01	3.230	16:21:02.756
9 -	25.429	148.7	32.087	106.5	21.884	124.2	28.749	137.2	1:48.149	(1)	89.61		16:22:50.905

P2		53		Josh WAINWRIGHT		Honda - JW MOT Centre							
IDEAL LAP TIME : 1:48.249		BEST LAP TIME : 1:48.710		DIFFERENCE : 0.461									
LAP	SECTOR 1	SECTOR 2	SECTOR 3	SECTOR 4	LAP TIME	MPH	DIFF	TIME OF DAY					
1 -	OUTLAP	121.3	39.867	83.3	25.601	106.8	32.340	126.8				16:04:03.965	
2 -	28.941	131.5	34.267	104.2	29.498	109.1	30.617	135.0	2:03.323	78.58	14.613	16:06:07.288	
3 -	27.373	134.7	32.986	102.2	22.217	116.9	29.599	134.2	1:52.175	86.39	3.465	16:07:59.463	
4 -	26.984	138.6	32.235	108.2	22.109	115.5	29.154	136.9	1:50.482	87.71	1.772	16:09:49.945	
5 -	26.711	140.9	36.390	90.3	26.002	107.2	IN PIT		2:10.063	P	74.51	21.353	16:12:00.008
6 -	OUTLAP	115.5	37.297	91.5	23.495	114.5	29.541	135.5	4:41.494	34.42	2:52.784	16:16:41.502	
7 -	26.707	140.6	32.065	107.8	21.818	120.0	28.983	138.6	1:49.573	88.44	0.863	16:18:31.075	
8 -	26.529	139.5	32.261	107.2	21.593	120.6	28.741	138.0	1:49.124	(2)	88.81	0.414	16:20:20.199
9 -	26.234	141.2	32.440	108.5	21.604	120.2	28.887	137.5	1:49.165	(3)	88.77	0.455	16:22:09.364
10 -	26.452	140.3	32.308	107.7	21.426	122.4	28.524	136.3	1:48.710	(1)	89.14		16:23:58.074

P3		19		Joe TALBOT		Honda - JR Performance Racing							
IDEAL LAP TIME : 1:48.427		BEST LAP TIME : 1:49.312		DIFFERENCE : 0.885									
LAP	SECTOR 1	SECTOR 2	SECTOR 3	SECTOR 4	LAP TIME	MPH	DIFF	TIME OF DAY					
1 -	OUTLAP	124.2	37.293	99.8	23.589	115.9	31.462	133.1				15:59:17.511	
2 -	27.817	142.7	33.815	107.5	22.081	121.1	29.501	137.7	1:53.214	85.60	3.902	16:01:10.725	
3 -	26.824	143.7	33.309	108.0	22.105	122.9	29.132	138.0	1:51.370	(3)	87.01	2.058	16:03:02.095
4 -	26.744	140.3	32.329	108.5	21.527	125.4	28.712	138.6	1:49.312	(1)	88.65		16:04:51.407
5 -	26.328	146.2	31.860	110.0	21.794	124.9	29.646	136.3	1:49.628	(2)	88.40	0.316	16:06:41.035
6 -	27.115	134.2	33.939	105.0	23.366	107.8	IN PIT		2:02.808	P	78.91	13.496	16:08:43.843

P4		40		Joe FRANCIS		Kawasaki - STAUFF Fluid Power / GR Motosport							
IDEAL LAP TIME : 1:49.964		BEST LAP TIME : 1:49.964		DIFFERENCE : 0.000									
LAP	SECTOR 1	SECTOR 2	SECTOR 3	SECTOR 4	LAP TIME	MPH	DIFF	TIME OF DAY					
1 -	OUTLAP	131.0	35.936	92.4	24.852	111.2	31.860	124.0				16:07:45.143	
2 -	28.402	139.2	33.862	97.9	23.344	115.7	30.226	130.0	1:55.834	83.66	5.870	16:09:40.977	
3 -	27.287	141.5	33.115	102.2	23.015	113.5	30.114	132.8	1:53.531	(3)	85.36	3.567	16:11:34.508
4 -	27.349	137.2	33.086	101.9	23.042	118.3	29.838	132.3	1:53.315	(2)	85.52	3.351	16:13:27.823
5 -	29.526	127.3	36.065	96.5	26.729	93.5	IN PIT		2:10.630	P	74.18	20.666	16:15:38.453
6 -	OUTLAP	139.8	33.945	101.8	22.772	117.3	29.587	134.7	5:33.114	29.09	3:43.150	16:21:11.567	
7 -	26.464	142.4	32.428	103.8	22.038	122.4	29.034	135.0	1:49.964	(1)	88.13		16:23:01.531

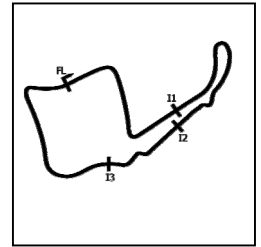
P5		94		Lee WILLIAMS		Kawasaki - Team Wilo Racing							
IDEAL LAP TIME : 1:50.315		BEST LAP TIME : 1:50.315		DIFFERENCE : 0.000									
LAP	SECTOR 1	SECTOR 2	SECTOR 3	SECTOR 4	LAP TIME	MPH	DIFF	TIME OF DAY					
1 -	OUTLAP	118.9	38.166	99.4	24.442	111.4	31.616	128.5				16:14:15.912	
2 -	28.050	137.5	34.846	102.6	23.039	118.9	29.244	133.4	1:55.179	84.14	4.864	16:16:11.091	
3 -	26.678	142.4	33.244	105.8	22.520	122.0	29.195	133.1	1:51.637	(3)	86.81	1.322	16:18:02.728
4 -	27.089	132.6	33.045	105.8	22.089	122.0	29.339	131.5	1:51.562	(2)	86.86	1.247	16:19:54.290
5 -	26.612	142.4	32.719	106.5	21.850	122.2	29.134	132.6	1:50.315	(1)	87.85		16:21:44.605

MCRCB BULLETIN TK070

2023 Bennetts British Superbike Championship - Round 2

2023 Pirelli National Superstock with Santander Consumer Finance

FREE PRACTICE 2 - SECTOR ANALYSIS



SECTOR 1 = FL to I1, SECTOR 2 = I1 to I2 SECTOR 3 = I2 to I3, SECTOR 4 = I3 to FL, DIFF = Difference To Personal Best Lap, P = Crossed Finish Line in Pit Lane, D = Time Disallowed

P6 12		Luke HEDGER						Kawasaki - MAD Racing					
IDEAL LAP TIME : 1:51.177		BEST LAP TIME : 1:51.177						DIFFERENCE : 0.000					
LAP	SECTOR 1	SECTOR 2		SECTOR 3		SECTOR 4		LAP TIME	MPH	DIFF	TIME OF DAY		
1 -	OUTLAP	112.2	41.888	86.1	31.179	88.8	IN PIT			P	15:54:49.744		
2 -	OUTLAP	118.9	42.742	85.5	27.193	99.2	32.999	125.2	14:10.086	11.40	12:18.909	16:08:59.830	
3 -	28.485	130.5	38.047	96.0	25.304	101.2	31.916	130.8	2:03.752	78.31	12.575	16:11:03.582	
4 -	27.417	131.0	37.370	99.2	24.575	107.5	30.839	132.3	2:00.201	80.62	9.024	16:13:03.783	
5 -	26.985	136.1	36.105	100.7	23.896	109.4	29.966	133.1	1:56.952	82.86	5.775	16:15:00.735	
6 -	26.326	136.3	35.615	102.6	23.133	117.3	29.465	137.2	1:54.539 (3)	84.61	3.362	16:16:55.274	
7 -	26.632	137.5	35.299	105.1	23.309	116.7	29.424	134.7	1:54.664	84.51	3.487	16:18:49.938	
8 -	26.334	140.1	34.743	106.5	23.012	118.5	28.891	135.5	1:52.980 (2)	85.77	1.803	16:20:42.918	
9 -	25.994	139.8	34.229	105.5	22.333	123.3	28.621	137.7	1:51.177 (1)	87.17		16:22:34.095	

P7 11		Simon REID						Honda - C&L Fairburn Properties Jackson Racing					
IDEAL LAP TIME : 1:51.264		BEST LAP TIME : 1:51.288						DIFFERENCE : 0.024					
LAP	SECTOR 1	SECTOR 2		SECTOR 3		SECTOR 4		LAP TIME	MPH	DIFF	TIME OF DAY		
1 -	OUTLAP	108.0	39.470	98.2	27.194	99.5	35.861	119.8			15:57:10.957		
2 -	31.391	120.0	36.456	101.3	24.826	109.4	IN PIT			P	15:59:25.089		
3 -	OUTLAP	116.5	36.385	100.4	24.308	108.5	33.123	127.0	6:44.033	23.98	4:52.745	16:06:09.122	
4 -	28.614	129.8	34.766	103.5	23.283	115.3	32.258	126.1	1:58.921	81.49	7.633	16:08:08.043	
5 -	28.073	133.6	33.824	101.8	22.955	115.7	31.703	129.8	1:56.555	83.14	5.267	16:10:04.598	
6 -	27.856	136.6	33.032	104.5	22.529	116.3	31.096	129.3	1:54.513	84.63	3.225	16:11:59.111	
7 -	27.235	142.1	32.820	105.8	22.288	116.7	30.736	128.0	1:53.079	85.70	1.791	16:13:52.190	
8 -	27.286	140.3	32.501	105.8	22.228	118.5	30.390	128.0	1:52.405 (3)	86.21	1.117	16:15:44.595	
9 -	26.866	143.0	33.416	108.0	22.134	119.4	31.545	129.3	1:53.961	85.04	2.673	16:17:38.556	
10 -	26.932	139.5	32.464	107.7	21.917	118.9	30.207	128.8	1:51.520 (2)	86.90	0.232	16:19:30.076	
11 -	26.947	139.2	33.136	102.6	22.563	118.3	30.902	128.5	1:53.548	85.34	2.260	16:21:23.624	
12 -	26.890	141.2	32.432	108.7	21.868	119.8	30.098	129.0	1:51.288 (1)	87.08		16:23:14.912	

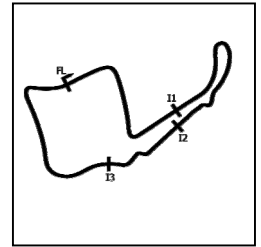
P8 61		Dave SELLERS						Suzuki - True Heroes Racing					
IDEAL LAP TIME : 1:51.367		BEST LAP TIME : 1:51.847						DIFFERENCE : 0.480					
LAP	SECTOR 1	SECTOR 2		SECTOR 3		SECTOR 4		LAP TIME	MPH	DIFF	TIME OF DAY		
1 -	OUTLAP	84.8	42.935	96.0	27.287	91.5	36.107	118.7			15:54:44.787		
2 -	31.152	122.6	37.456	98.8	26.056	101.0	34.276	122.9	2:08.940	75.16	17.093	15:56:53.727	
3 -	30.337	123.5	36.130	97.8	24.463	105.6	33.165	128.5	2:04.095	78.09	12.248	15:58:57.822	
4 -	29.720	128.0	35.193	103.8	24.438	107.5	32.630	128.8	2:01.981	79.44	10.134	16:00:59.803	
5 -	29.380	130.0	34.529	103.0	23.618	108.7	32.126	127.8	1:59.653	80.99	7.806	16:02:59.456	
6 -	28.857	132.1	33.997	104.6	22.947	113.5	31.230	129.5	1:57.031	82.80	5.184	16:04:56.487	
7 -	28.317	131.5	33.477	102.2	22.688	112.7	31.125	129.8	1:55.607	83.82	3.760	16:06:52.094	
8 -	27.646	130.5	33.635	105.5	22.293	115.9	30.604	132.3	1:54.178	84.87	2.331	16:08:46.272	
9 -	27.580	135.8	33.617	106.1	23.526	116.3	32.084	130.8	1:56.807	82.96	4.960	16:10:43.079	
10 -	27.944	131.8	35.252	101.8	23.509	114.5	30.541	129.5	1:57.246	82.65	5.399	16:12:40.325	
11 -	27.537	137.5	32.594	107.5	22.171	117.3	30.453	129.3	1:52.755	85.95	0.908	16:14:33.080	
12 -	27.663	135.5	32.727	100.6	22.235	117.1	29.946	130.3	1:52.571	86.09	0.724	16:16:25.651	
13 -	27.661	135.2	32.539	104.5	21.912	119.1	30.072	134.4	1:52.184	86.38	0.337	16:18:17.835	
14 -	27.868	130.5	32.452	106.0	21.780	117.7	29.971	131.8	1:52.071 (2)	86.47	0.224	16:20:09.906	
15 -	27.189	133.1	32.595	103.5	21.933	117.7	30.130	127.5	1:51.847 (1)	86.64		16:22:01.753	
16 -	27.248	135.0	32.682	103.7	22.154	117.3	30.056	130.3	1:52.140 (3)	86.42	0.293	16:23:53.893	

MCRCB BULLETIN TK070

2023 Bennetts British Superbike Championship - Round 2

2023 Pirelli National Superstock with Santander Consumer Finance

FREE PRACTICE 2 - SECTOR ANALYSIS



SECTOR 1 = FL to I1, SECTOR 2 = I1 to I2 SECTOR 3 = I2 to I3, SECTOR 4 = I3 to FL, DIFF = Difference To Personal Best Lap, P = Crossed Finish Line in Pit Lane, D = Time Disallowed

P9 57		Richard WHITE				BMW - Trackdudes powered by Hilltop Motorcycles						
IDEAL LAP TIME : 1:53.601		BEST LAP TIME : 1:53.601				DIFFERENCE : 0.000						
LAP	SECTOR 1	SECTOR 2		SECTOR 3		SECTOR 4		LAP TIME	MPH	DIFF	TIME OF DAY	
1 -	OUTLAP	78.8	53.737	66.6	39.692	63.2	IN PIT		P		15:55:29.895	
2 -	OUTLAP	120.6	39.600	99.1	26.537	94.9	35.003	127.0	9:06.289	17.74	7:12.688	16:04:36.184
3 -	30.055	129.3	37.528	101.6	24.948	110.3	32.988	128.0	2:05.519	77.20	11.918	16:06:41.703
4 -	28.753	133.6	35.586	104.6	24.228	113.9	32.103	133.1	2:00.670	80.31	7.069	16:08:42.373
5 -	28.585	138.9	35.518	105.5	23.720	113.9	31.192	134.2	1:59.015	81.42	5.414	16:10:41.388
6 -	28.448	135.0	35.985	105.1	24.958	99.1	IN PIT		2:09.911	P	74.59	16:12:51.299
7 -	OUTLAP	122.6	35.037	106.8	23.353	115.7	31.090	133.4	4:02.584	39.95	2:08.983	16:16:53.883
8 -	27.531	139.5	34.576	103.4	22.765	118.1	30.303	134.7	1:55.175	(2)	84.14	16:18:49.058
9 -	27.705	134.7	34.667	105.1	23.090	121.5	30.350	135.0	1:55.812	(3)	83.68	16:20:44.870
10 -	27.271	137.7	33.703	106.1	22.502	122.0	30.125	137.5	1:53.601	(1)	85.31	16:22:38.471

P10 90		Rory PARKER				Suzuki - RP Racing						
IDEAL LAP TIME : 1:54.173		BEST LAP TIME : 1:54.276				DIFFERENCE : 0.103						
LAP	SECTOR 1	SECTOR 2		SECTOR 3		SECTOR 4		LAP TIME	MPH	DIFF	TIME OF DAY	
1 -	OUTLAP	78.3	53.977	63.8	40.329	65.4	IN PIT		P		15:55:33.066	
2 -	OUTLAP	112.0	39.148	94.3	25.881	105.0	33.339	122.0	9:07.345	17.70	7:13.069	16:04:40.411
3 -	30.651	124.5	36.597	101.0	24.684	112.9	31.855	127.0	2:03.787	78.29	9.511	16:06:44.198
4 -	28.934	132.1	36.145	101.9	23.516	116.3	31.215	130.5	1:59.810	80.88	5.534	16:08:44.008
5 -	28.095	130.0	35.045	105.0	23.687	118.3	31.640	132.3	1:58.467	81.80	4.191	16:10:42.475
6 -	28.429	135.8	35.766	100.9	23.850	106.8	31.342	131.3	1:59.387	81.17	5.111	16:12:41.862
7 -	28.292	128.5	34.776	107.7	23.192	114.1	31.406	133.4	1:57.666	82.36	3.390	16:14:39.528
8 -	28.412	132.3	34.479	105.0	23.237	119.8	31.011	131.3	1:57.139	82.73	2.863	16:16:36.667
9 -	28.340	133.6	33.870	105.6	22.495	121.1	30.426	135.0	1:55.131	(2)	84.17	16:18:31.798
10 -	27.675	135.0	34.730	104.0	23.641	121.7	30.455	132.6	1:56.501	(3)	83.18	16:20:28.299
11 -	27.702	139.2	33.679	106.3	22.571	119.1	30.324	133.9	1:54.276	(1)	84.80	16:22:22.575

P11 17		Matty WHELAN				Suzuki - Milestone by ATS Racing						
IDEAL LAP TIME : 1:53.546		BEST LAP TIME : 1:54.418				DIFFERENCE : 0.872						
LAP	SECTOR 1	SECTOR 2		SECTOR 3		SECTOR 4		LAP TIME	MPH	DIFF	TIME OF DAY	
1 -	OUTLAP	122.9	36.532	98.1	24.216	99.7	33.054	123.5				16:04:24.790
2 -	29.164	133.1	34.353	100.0	23.208	109.6	32.254	126.1	1:58.979	81.45	4.561	16:06:23.769
3 -	28.711	135.5	33.725	101.9	22.792	109.4	31.551	128.3	1:56.779	82.98	2.361	16:08:20.548
4 -	28.272	136.1	32.916	101.8	22.589	111.2	30.981	124.5	1:54.758	(2)	84.44	16:10:15.306
5 -	27.813	135.0	33.280	101.3	22.990	109.6	IN PIT		2:03.243	P	78.63	16:12:18.549
6 -	OUTLAP	136.6	33.175	101.2	22.593	107.0	31.180	128.0	3:46.123	42.85	1:51.705	16:16:04.672
7 -	28.152	137.2	33.021	102.9	22.870	108.2	32.577	126.8	1:56.620	83.10	2.202	16:18:01.292
8 -	28.439	133.4	33.714	102.4	22.535	117.1	30.953	128.3	1:55.641	83.80	1.223	16:19:56.933
9 -	27.532	138.9	33.101	105.1	22.766	113.9	31.019	126.6	1:54.418	(1)	84.70	16:21:51.351
10 -	27.940	134.7	34.106	104.6	22.397	111.1	30.701	130.3	1:55.144	(3)	84.16	16:23:46.495

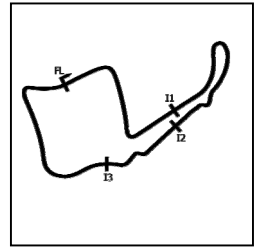
P12 39		Max MORGAN				Kawasaki - MSS Performance						
IDEAL LAP TIME : 1:54.833		BEST LAP TIME : 1:54.889				DIFFERENCE : 0.056						
LAP	SECTOR 1	SECTOR 2		SECTOR 3		SECTOR 4		LAP TIME	MPH	DIFF	TIME OF DAY	
1 -	OUTLAP	119.1	42.036	87.8	27.585	95.4	35.631	112.0				16:01:04.365
2 -	31.729	128.8	38.512	94.7	25.191	107.3	32.669	124.7	2:08.101	75.65	13.212	16:03:12.466
3 -	29.371	132.6	36.550	97.6	24.164	111.6	32.039	127.3	2:02.124	79.35	7.235	16:05:14.590
4 -	30.674	129.0	38.541	93.2	24.964	108.0	IN PIT		2:15.445	P	71.55	16:07:30.035
5 -	OUTLAP	123.8	39.500	92.8	25.448	102.7	33.976	124.7	6:47.085	23.80	4:52.196	16:14:17.120
6 -	30.200	134.4	36.721	98.8	23.644	112.4	31.732	127.5	2:02.297	79.24	7.408	16:16:19.417
7 -	28.552	137.7	35.096	99.5	23.520	112.9	30.995	131.0	1:58.163	82.01	3.274	16:18:17.580
8 -	28.079	137.2	34.593	101.0	23.185	115.1	30.558	132.1	1:56.415	(3)	83.24	16:20:13.995
9 -	27.879	138.3	34.002	102.4	22.709	114.1	30.299	131.3	1:54.889	(1)	84.35	16:22:08.884
10 -	27.823	136.6	34.342	99.4	23.071	114.9	30.697	130.5	1:55.933	(2)	83.59	16:24:04.817

MCRCB BULLETIN TK070

2023 Bennetts British Superbike Championship - Round 2

2023 Pirelli National Superstock with Santander Consumer Finance

FREE PRACTICE 2 - SECTOR ANALYSIS



SECTOR 1 = FL to I1, SECTOR 2 = I1 to I2 SECTOR 3 = I2 to I3, SECTOR 4 = I3 to FL, DIFF = Difference To Personal Best Lap, P = Crossed Finish Line in Pit Lane, D = Time Disallowed

P13 45		Scott SWANN				Yamaha - Swann Racing						
IDEAL LAP TIME : 1:55.990		BEST LAP TIME : 1:55.992				DIFFERENCE : 0.002						
LAP	SECTOR 1	SECTOR 2		SECTOR 3		SECTOR 4		LAP TIME	MPH	DIFF	TIME OF DAY	
1 -	OUTLAP	114.9	39.807	87.8	29.192	93.3	40.768	117.3			15:54:39.093	
2 -	32.444	113.9	40.899	102.2	27.973	98.8	IN PIT	2:26.598	P 66.10	30.606	15:57:05.691	
3 -	OUTLAP	123.5	37.607	102.4	25.190	115.3	32.189	131.8	21:25.280	7.54	19:29.288	16:18:30.971
4 -	28.051	137.2	34.725	106.8	23.687	125.9	30.554	133.1	1:57.017	(2) 82.81	1.025	16:20:27.988
5 -	27.730	143.0	34.727	105.6	23.454	127.0	30.081	133.6	1:55.992	(1) 83.55		16:22:23.980

P14 31		Sam COX				BMW - Sam Cox Racing with Armada Marine Cables						
IDEAL LAP TIME : 1:56.333		BEST LAP TIME : 1:56.837				DIFFERENCE : 0.504						
LAP	SECTOR 1	SECTOR 2		SECTOR 3		SECTOR 4		LAP TIME	MPH	DIFF	TIME OF DAY	
1 -	OUTLAP	116.1	38.308	96.4	27.437	95.8	IN PIT		P		15:55:35.988	
2 -	OUTLAP	122.6	37.763	98.9	25.182	101.8	32.456	129.3	11:58.898	13.48	10:02.061	16:07:34.886
3 -	29.858	124.9	35.825	102.4	24.125	106.3	31.857	130.3	2:01.665	79.65	4.828	16:09:36.551
4 -	28.754	123.3	35.480	104.0	23.469	108.5	30.951	133.4	1:58.654	81.67	1.817	16:11:35.205
5 -	28.449	128.3	34.474	106.1	23.797	108.5	31.237	133.9	1:57.957	(2) 82.15	1.120	16:13:33.162
6 -	28.053	129.0	34.347	105.1	23.710	111.2	30.727	133.4	1:56.837	(1) 82.94		16:15:29.999
7 -	27.790	123.8	35.567	104.3	23.767	114.9	31.317	135.8	1:58.441	(3) 81.82	1.604	16:17:28.440
8 -	28.468	117.1	35.106	105.1	23.494	115.7	IN PIT	2:05.960	P 76.93	9.123	16:19:34.400	
9 -	OUTLAP	110.0	37.810	104.2	24.042	107.8	31.471	125.2	4:15.687	37.90	2:18.850	16:23:50.087

P15 22		Dave MACKAY				Suzuki - True Heroes Racing						
IDEAL LAP TIME : 1:57.172		BEST LAP TIME : 1:57.172				DIFFERENCE : 0.000						
LAP	SECTOR 1	SECTOR 2		SECTOR 3		SECTOR 4		LAP TIME	MPH	DIFF	TIME OF DAY	
1 -	OUTLAP	100.3	44.521	75.2	29.703	90.4	36.836	123.3			15:54:46.375	
2 -	32.428	122.6	39.741	92.8	26.462	97.5	IN PIT	2:24.136	P 67.23	26.964	15:57:10.511	
3 -	OUTLAP	129.0	38.580	93.8	25.847	99.5	32.859	128.0	12:08.062	13.31	10:10.890	16:09:18.573
4 -	29.286	130.8	37.085	95.7	24.969	101.5	32.417	130.3	2:03.757	78.30	6.585	16:11:22.330
5 -	29.458	129.0	37.041	98.5	24.926	100.0	32.828	129.5	2:04.253	77.99	7.081	16:13:26.583
6 -	29.359	125.9	36.387	100.1	24.395	106.8	32.031	132.1	2:02.172	79.32	5.000	16:15:28.755
7 -	28.926	132.6	35.572	102.1	23.678	110.0	31.075	132.1	1:59.251	81.26	2.079	16:17:28.006
8 -	28.545	130.5	35.117	103.0	23.600	108.2	31.329	132.1	1:58.591	(3) 81.72	1.419	16:19:26.597
9 -	28.270	134.2	35.172	100.7	23.707	113.1	30.894	133.6	1:58.043	(2) 82.09	0.871	16:21:24.640
10 -	28.243	132.3	34.973	103.4	23.389	111.8	30.567	133.1	1:57.172	(1) 82.71		16:23:21.812

P16 86		Frederico LOPES-REGO				Yamaha - FLR Racing						
IDEAL LAP TIME : 1:57.534		BEST LAP TIME : 1:58.575				DIFFERENCE : 1.041						
LAP	SECTOR 1	SECTOR 2		SECTOR 3		SECTOR 4		LAP TIME	MPH	DIFF	TIME OF DAY	
1 -	OUTLAP	98.3	42.251	92.8	27.887	87.9	36.948	123.8			15:54:46.745	
2 -	32.130	126.6	37.753	97.1	25.344	106.0	33.816	126.1	2:09.043	75.10	10.468	15:56:55.788
3 -	29.272	134.4	36.266	98.5	24.547	107.5	33.132	128.8	2:03.217	78.65	4.642	15:58:59.005
4 -	29.009	129.3	35.701	100.3	24.933	98.5	IN PIT	2:08.199	P 75.59	9.624	16:01:07.204	
5 -	OUTLAP	122.0	37.620	96.4	25.454	102.4	33.245	128.5	3:33.363	45.42	1:34.788	16:04:40.567
6 -	29.304	127.3	35.444	99.2	24.407	109.4	32.805	129.5	2:01.960	79.46	3.385	16:06:42.527
7 -	28.537	138.6	35.308	101.6	24.230	111.2	32.473	126.6	2:00.548	(3) 80.39	1.973	16:08:43.075
8 -	28.425	130.0	35.403	102.1	23.639	114.3	32.484	130.3	1:59.951	(2) 80.79	1.376	16:10:43.026
9 -	28.335	128.8	35.632	99.4	24.128	102.1	IN PIT	2:06.449	P 76.64	7.874	16:12:49.475	
10 -	OUTLAP	122.0	35.966	98.9	24.435	112.5	32.533	127.3	4:18.678	37.46	2:20.103	16:17:08.153
11 -	28.127	135.5	34.820	98.8	24.021	112.0	31.607	129.0	1:58.575	(1) 81.73		16:19:06.728
12 -	27.678	139.2	34.610	103.4	23.834	114.1	IN PIT	2:03.534	P 78.45	4.959	16:21:10.262	

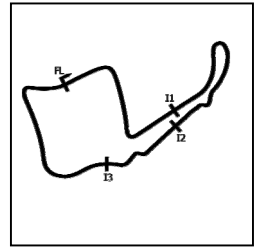
P17 35		Stephen SMITH				Honda - Slipps Road Racing					
IDEAL LAP TIME :		BEST LAP TIME :				DIFFERENCE :					
LAP	SECTOR 1	SECTOR 2		SECTOR 3		SECTOR 4		LAP TIME	MPH	DIFF	TIME OF DAY
1 -	OUTLAP	103.4	48.523	89.3	26.780	96.2	IN PIT		P		15:57:11.379
2 -	OUTLAP	122.6	37.196	92.1	25.470	102.4	IN PIT	4:02.715	P 39.92		16:01:14.094

MCRCB BULLETIN TK070

2023 Bennetts British Superbike Championship - Round 2

2023 Pirelli National Superstock with Santander Consumer Finance

FREE PRACTICE 2 - SECTOR ANALYSIS



SECTOR 1 = FL to I1, SECTOR 2 = I1 to I2 SECTOR 3 = I2 to I3, SECTOR 4 = I3 to FL, DIFF = Difference To Personal Best Lap, P = Crossed Finish Line in Pit Lane, D = Time Disallowed

P18	33	Connor THOMSON				Kawasaki - Sound Advice Hearing Racing			
IDEAL LAP TIME :		BEST LAP TIME :				DIFFERENCE :			
LAP	SECTOR 1	SECTOR 2	SECTOR 3	SECTOR 4	LAP TIME	MPH	DIFF	TIME OF DAY	
1 -	OUTLAP	102.1	46.510	85.3	32.649	77.5	IN PIT	P	16:02:25.763
2 -	OUTLAP	101.5	47.076	65.4	31.178	85.1	IN PIT	15:41.967 P	10.28 16:18:07.730

P19	27	Max SYMONDS				Yamaha - Symonds Racing			
IDEAL LAP TIME :		BEST LAP TIME :				DIFFERENCE :			
LAP	SECTOR 1	SECTOR 2	SECTOR 3	SECTOR 4	LAP TIME	MPH	DIFF	TIME OF DAY	
1 -	OUTLAP	122.9	41.196	87.1	26.590	101.6	IN PIT	P	16:21:33.473
2 -	OUTLAP	119.6	38.418	96.9	25.117	108.7	33.191	111.2	2:35.826 62.19 16:24:09.299

P20	50	Michael EVANS				Suzuki - Michael Evans Racing			
IDEAL LAP TIME :		BEST LAP TIME :				DIFFERENCE :			
LAP	SECTOR 1	SECTOR 2	SECTOR 3	SECTOR 4	LAP TIME	MPH	DIFF	TIME OF DAY	
1 -	OUTLAP	89.5	53.099	61.3	39.472	64.3	IN PIT	P	15:55:23.342

P21	25	Jorel BOERBOOM				Kawasaki - G&S Racing			
IDEAL LAP TIME :		BEST LAP TIME :				DIFFERENCE :			
LAP	SECTOR 1	SECTOR 2	SECTOR 3	SECTOR 4	LAP TIME	MPH	DIFF	TIME OF DAY	
1 -	OUTLAP	87.2	53.477	64.4	35.538	77.1	IN PIT	P	15:56:50.453

P22	26	Joe MOORE				Suzuki - Clearline Racing			
IDEAL LAP TIME :		BEST LAP TIME :				DIFFERENCE :			
LAP	SECTOR 1	SECTOR 2	SECTOR 3	SECTOR 4	LAP TIME	MPH	DIFF	TIME OF DAY	
1 -	OUTLAP	117.3	40.560	91.5	31.940	82.6	IN PIT	P	16:00:09.509

P23	3	Billy McCONNELL				Honda - C&L Fairburn Properties Jackson Racing			
IDEAL LAP TIME :		BEST LAP TIME :				DIFFERENCE :			
LAP	SECTOR 1	SECTOR 2	SECTOR 3	SECTOR 4	LAP TIME	MPH	DIFF	TIME OF DAY	
1 -	OUTLAP	122.0	37.739	101.2	42.887	93.0	IN PIT	P	16:00:43.835

P24	2	John McGUINNESS				Honda - Honda Racing UK			
IDEAL LAP TIME :		BEST LAP TIME :				DIFFERENCE :			
LAP	SECTOR 1	SECTOR 2	SECTOR 3	SECTOR 4	LAP TIME	MPH	DIFF	TIME OF DAY	
1 -	OUTLAP	112.4	45.819	90.6	31.912	75.9	IN PIT	P	16:12:59.314

MCRCB BULLETIN TK071

2023 Bennetts British Superbike Championship - Round 2

2023 Pirelli National Superstock with Santander Consumer Finance

FREE PRACTICE 2 - BEST SECTORS

SECTOR 1			SECTOR 2			SECTOR 3			SECTOR 4			IDEAL / BEST COMPARISON						
POS	NO	NAME	TIME	NO	NAME	TIME	NO	NAME	TIME	NO	NAME	TIME	POS	NO	NAME	IDEAL	BEST	DIFF
															PERFECT LAP	1:47.239		
1	8	ROLLO	25.429	19	TALBOT	31.860	53	WAINWRI	21.426	53	WAINWRI	28.524	1	8	ROLLO	1:48.149	1:48.149	0.000
2	12	HEDGER	25.994	53	WAINWRI	32.065	19	TALBOT	21.527	12	HEDGER	28.621	2	53	WAINWRIGHT	1:48.249	1:48.710	0.461
3	53	WAINWRI	26.234	8	ROLLO	32.087	61	SELLERS	21.780	19	TALBOT	28.712	3	19	TALBOT	1:48.427	1:49.312	0.885
4	19	TALBOT	26.328	40	FRANCIS	32.428	94	WILLIAM	21.850	8	ROLLO	28.749	4	40	FRANCIS	1:49.964	1:49.964	0.000
5	40	FRANCIS	26.464	11	REID	32.432	11	REID	21.868	40	FRANCIS	29.034	5	94	WILLIAMS	1:50.315	1:50.315	0.000
6	94	WILLIAM	26.612	61	SELLERS	32.452	8	ROLLO	21.884	94	WILLIAM	29.134	6	12	HEDGER	1:51.177	1:51.177	0.000
7	11	REID	26.866	94	WILLIAM	32.719	40	FRANCIS	22.038	61	SELLERS	29.946	7	11	REID	1:51.264	1:51.288	0.024
8	61	SELLERS	27.189	17	WHELAN	32.916	12	HEDGER	22.333	45	SWANN	30.081	8	61	SELLERS	1:51.367	1:51.847	0.480
9	57	WHITE	27.271	90	PARKER	33.679	17	WHELAN	22.397	11	REID	30.098	9	17	WHELAN	1:53.546	1:54.418	0.872
10	17	WHELAN	27.532	57	WHITE	33.703	90	PARKER	22.495	57	WHITE	30.125	10	57	WHITE	1:53.601	1:53.601	0.000
11	90	PARKER	27.675	39	MORGAN	34.002	57	WHITE	22.502	39	MORGAN	30.299	11	90	PARKER	1:54.173	1:54.276	0.103
12	86	LOPES-R	27.678	12	HEDGER	34.229	39	MORGAN	22.709	90	PARKER	30.324	12	39	MORGAN	1:54.833	1:54.889	0.056
13	45	SWANN	27.730	31	COX	34.347	22	MACKAY	23.389	22	MACKAY	30.567	13	45	SWANN	1:55.990	1:55.992	0.002
14	31	COX	27.790	86	LOPES-R	34.610	45	SWANN	23.454	17	WHELAN	30.701	14	31	COX	1:56.333	1:56.837	0.504
15	39	MORGAN	27.823	45	SWANN	34.725	31	COX	23.469	31	COX	30.727	15	22	MACKAY	1:57.172	1:57.172	0.000
16	22	MACKAY	28.243	22	MACKAY	34.973	86	LOPES-R	23.639	86	LOPES-R	31.607	16	86	LOPES-REGO	1:57.534	1:58.575	1.041
17				35	SMITH	37.196	27	SYMONDS	25.117	27	SYMONDS	33.191	17	25	BOERBOOM			
18				3	McCONNIE	37.739	35	SMITH	25.470				18	26	MOORE			
19				27	SYMONDS	38.418	33	THOMSON	31.178				19	27	SYMONDS			
20				26	MOORE	40.560	2	McGUINN	31.912				20	33	THOMSON			
21				2	McGUINN	45.819	26	MOORE	31.940				21	35	SMITH			
22				33	THOMSON	46.510	25	BOERBOO	35.538				22	50	EVANS			
23				80	BEY	51.218	80	BEY	35.734				23	3	McCONNELL			
24				50	EVANS	53.099	50	EVANS	39.472				24	2	McGUINNESS			
25				25	BOERBOO	53.477	3	McCONNIE	42.887									

MCRCB BULLETIN TK072**2023 Bennetts British Superbike Championship - Round 2****2023 Pirelli National Superstock with Santander Consumer Finance****FREE PRACTICE 2 - BEST SPEEDS**

POS	INTERMEDIATE 1			INTERMEDIATE 2			INTERMEDIATE 3			FINISH LINE		
	NO	NAME	MPH	NO	NAME	MPH	NO	NAME	MPH	NO	NAME	MPH
1	8	ROLLO	148.7	19	TALBOT	110.0	45	SWANN	127.0	53	WAINWRIGHT	138.6
2	19	TALBOT	146.2	11	REID	108.7	19	TALBOT	125.4	19	TALBOT	138.6
3	11	REID	143.0	53	WAINWRIGHT	108.5	8	ROLLO	124.2	8	ROLLO	138.3
4	45	SWANN	143.0	90	PARKER	107.7	12	HEDGER	123.3	12	HEDGER	137.7
5	40	FRANCIS	142.4	61	SELLERS	107.5	53	WAINWRIGHT	122.4	57	WHITE	137.5
6	94	WILLIAMS	142.4	57	WHITE	106.8	40	FRANCIS	122.4	31	COX	135.8
7	53	WAINWRIGHT	141.2	45	SWANN	106.8	94	WILLIAMS	122.2	40	FRANCIS	135.0
8	12	HEDGER	140.1	8	ROLLO	106.5	57	WHITE	122.0	90	PARKER	135.0
9	57	WHITE	139.5	94	WILLIAMS	106.5	90	PARKER	121.7	61	SELLERS	134.4
10	90	PARKER	139.2	12	HEDGER	106.5	11	REID	119.8	45	SWANN	133.6
11	86	LOPES-REGO	139.2	31	COX	106.1	61	SELLERS	119.1	22	MACKAY	133.6
12	17	WHELAN	138.9	17	WHELAN	105.1	17	WHELAN	117.1	94	WILLIAMS	133.4
13	39	MORGAN	138.3	40	FRANCIS	103.8	31	COX	115.7	39	MORGAN	132.1
14	61	SELLERS	137.5	22	MACKAY	103.4	39	MORGAN	115.1	17	WHELAN	130.3
15	22	MACKAY	134.2	86	LOPES-REGO	103.4	86	LOPES-REGO	114.3	86	LOPES-REGO	130.3
16	31	COX	129.0	39	MORGAN	102.4	22	MACKAY	113.1	11	REID	129.8
17	27	SYMONDS	122.9	3	McCONNELL	101.2	27	SYMONDS	108.7	27	SYMONDS	111.2
18	35	SMITH	122.6	27	SYMONDS	96.9	35	SMITH	102.4			
19	3	McCONNELL	122.0	35	SMITH	92.1	3	McCONNELL	93.0			
20	26	MOORE	117.3	26	MOORE	91.5	33	THOMSON	85.1			
21	2	McGUINNESS	112.4	2	McGUINNESS	90.6	26	MOORE	82.6			
22	33	THOMSON	102.1	33	THOMSON	85.3	80	BEY	79.6			
23	50	EVANS	89.5	80	BEY	65.5	25	BOERBOOM	77.1			
24	25	BOERBOOM	87.2	25	BOERBOOM	64.4	2	McGUINNESS	75.9			
25	80	BEY	82.2	50	EVANS	61.3	50	EVANS	64.3			

MCRCB BULLETIN TK073

2023 Bennetts British Superbike Championship - Round 2

2023 Pirelli National Superstock with Santander Consumer Finance

FREE PRACTICE 2 - STATISTICS

Competitors Started 25
Planned Start 2023-04-29 @ 15:50:00.000
Actual Start 2023-04-29 @ 15:52:11.188
Finish Time 2023-04-29 @ 16:22:11.188
Track Length 2.6920mi.
Total Laps 162
Total Distance Covered 436.1086mi.

Session Fastest Lap History

NO	NAME	LAP TIME	TIME OF DAY	LAP	VEHICLE
61	Dave SELLERS	2:08.940	15:56:53.727	2	Suzuki
61	Dave SELLERS	2:04.095	15:58:57.822	3	Suzuki
86	Frederico LOPES-REGO	2:03.217	15:58:59.005	3	Yamaha
8	Lewis ROLLO	2:00.361	16:00:44.097	2	Aprilia
19	Joe TALBOT	1:53.214	16:01:10.725	2	Honda
19	Joe TALBOT	1:51.370	16:03:02.095	3	Honda
19	Joe TALBOT	1:49.312	16:04:51.407	4	Honda
53	Josh WAINWRIGHT	1:49.124	16:20:20.199	8	Honda
8	Lewis ROLLO	1:48.149	16:22:50.905	9	Aprilia

Flag History

TYPE	TIME OF DAY
GREEN	15:52:11.188
FINISH	16:22:11.188

Flag Statistics

TYPE	COUNT	TOTAL LAPS	TOTAL TIME
Green	1	16	32:24.355
Red	0	0	0.000
Safety Car	0	0	0.000
FCY	0	0	0.000

MCRCB BULLETIN TK074

2023 Bennetts British Superbike Championship - Round 2

2023 Pirelli National Superstock with Santander Consumer Finance

FREE PRACTICE 2 - SESSION NOTES

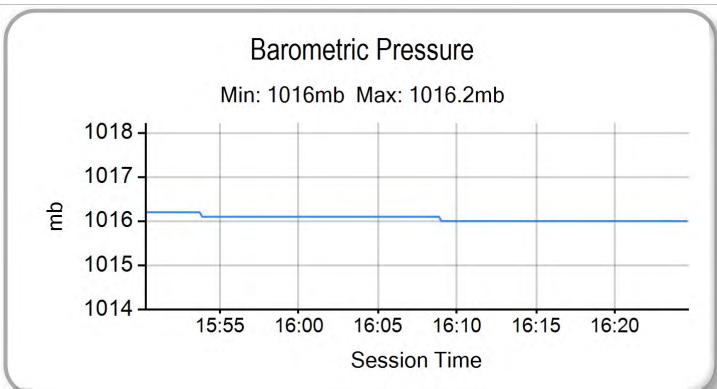
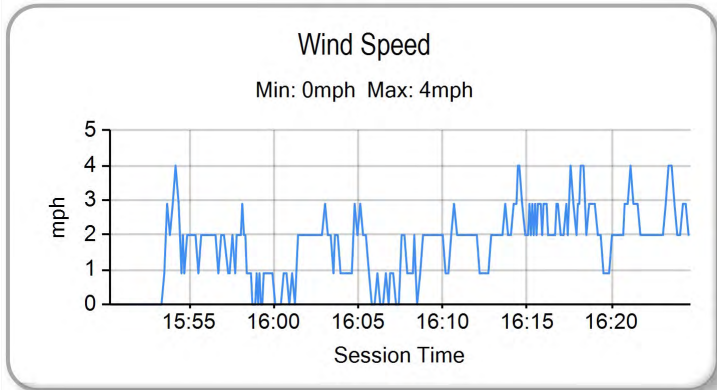
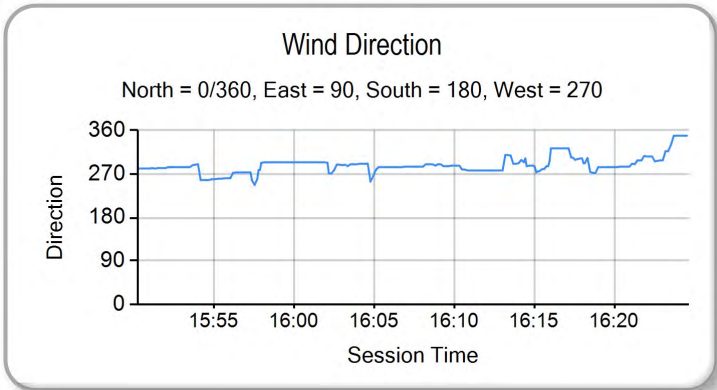
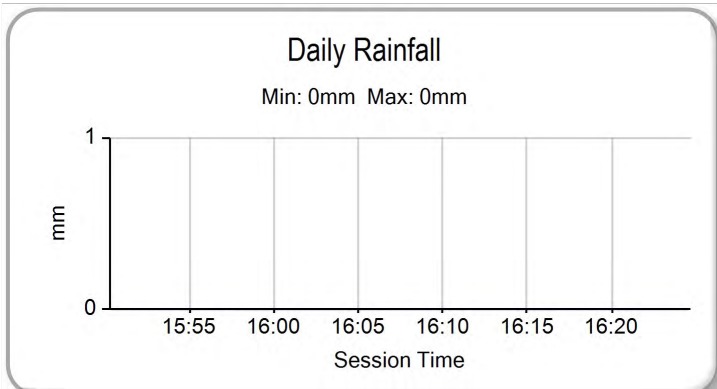
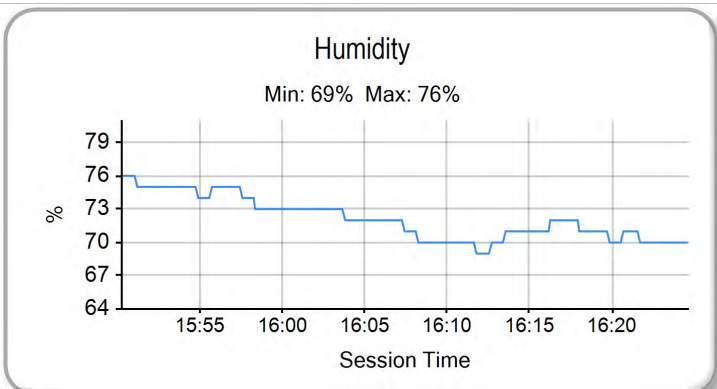
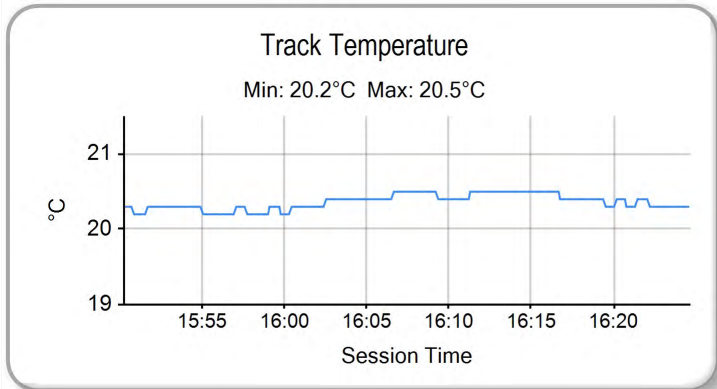
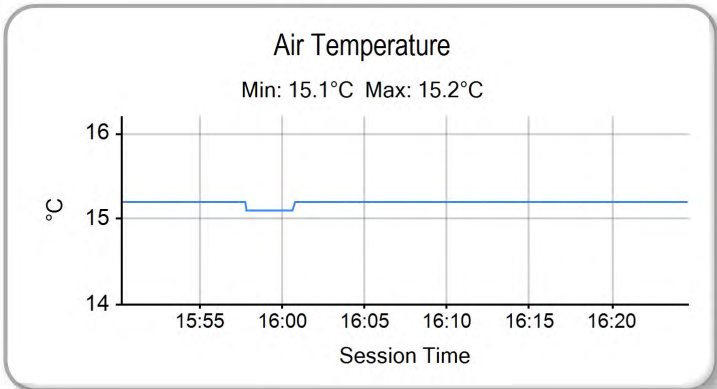
TIME	MESSAGE
15:51:21	PAGE 1 & 2 - COMBINED FP1 / FP2 POSITIONS 1-30 & 31-60 PAGE 3 - FP2 POSITIONS 1-30
15:52:01	FIRST 18 FROM FP1 & FP2 GO DIRECT TO Q2
15:56:22	NO.94 STOPPED TECHNICAL PROBLEM - CASCADES
15:56:39	NO.35 MISSED CHICANE - TURN 7/8 - LAP TIME CANCELLED
16:01:23	NO.33 MISSED CHICANE - TURN 7/8 - LAP TIME CANCELLED

MCRCB BULLETIN TK075

2023 Bennetts British Superbike Championship - Round 2

2023 Pirelli National Superstock with Santander Consumer Finance

FREE PRACTICE 2 - WEATHER CONDITIONS





POS	NO	NAME	NAT	ENTRY	FIRST		SECOND		GAP	DIFF
					TIME	LAPS	TIME	LAPS		
1	34	Alastair SEELEY	GBR	BMW - SYNETIQ BMW Motorrad	1:36.657	15		0		
2	75	Alex OLSEN	GBR	Honda - Cumins by Team IWR Honda	1:36.766	14		0	0.109	0.109
3	23	David ALLINGHAM	GBR	Honda - Milenco by Padgetts Motorcycles	1:36.823	14		0	0.166	0.057
4	4	Dan LINFOOT	GBR	Honda - Optimum Bikes Racing Ltd	1:36.843	17		0	0.186	0.020
5	19	Joe TALBOT	GBR	Honda - JR Performance Racing	1:36.984	14	1:49.312	6	0.327	0.141
6	3	Billy McCONNELL	AUS	Honda - C&L Fairburn Properties Jackson Racing	1:36.998	14		1	0.341	0.014
7	54	Franco BOURNE	GBR	Honda - Marvel HCL Motorsport	1:37.172	16		0	0.515	0.174
8	5	Richard KERR	IRL	Honda - AMD Motorsport	1:37.289	16		0	0.632	0.117
9	8	Lewis ROLLO	GBR	Aprilia - IN Competition / Aprilia	1:37.306	14	1:48.149	9	0.649	0.017
10	99	Ben LUXTON	GBR	Honda - Ben Luxton Racing	1:37.764	17		0	1.107	0.458
11	10	Joe SHELDON-SHAW	GBR	Suzuki - Forward Vision Racing	1:37.819	13		0	1.162	0.055
12	55	Ash BEECH	GBR	Honda - Jones Dorling Racing	1:38.144	12		0	1.487	0.325
13	40	Joe FRANCIS	GBR	Kawasaki - STAUFF Fluid Power / GR Motosport	1:38.318	10	1:49.964	7	1.661	0.174
14	24	Conor CUMMINS	GBR	Honda - Milenco by Padgetts Motorcycles	1:38.393	15		0	1.736	0.075
15	18	Shaun WINFIELD	GBR	Honda - TAG Racing	1:38.469	13		0	1.812	0.076
16	51	Brayden ELLIOTT	AUS	Kawasaki - DAO Racing	1:38.492	12		0	1.835	0.023
17	12	Luke HEDGER	GBR	Kawasaki - MAD Racing	1:38.544	14	1:51.177	9	1.887	0.052
18	77	Brent HARRAN	ZAF	Honda - Optimum Bikes Racing Ltd	1:38.775	16		0	2.118	0.231
19	2	John McGUINNESS	GBR	Honda - Honda Racing UK	1:39.022	16		1	2.365	0.247
20	59	Matt TRUELOVE	GBR	Honda - TAG Racing	1:39.281	13		0	2.624	0.259
21	15	Nathan HARRISON	GBR	Honda - Honda Racing UK	1:39.801	16		0	3.144	0.520
22	6	Craig NEVE	GBR	Honda - Bathams Racing	1:40.056	15		0	3.399	0.255
23	11	Simon REID	GBR	Honda - C&L Fairburn Properties Jackson Racing	1:40.204	16	1:51.288	12	3.547	0.148
24	37	James HILLIER	GBR	Yamaha - LAMI OMG Racing Yamaha	1:40.379	11		0	3.722	0.175
25	27	Max SYMONDS	GBR	Yamaha - Symonds Racing	1:40.432	14		2	3.775	0.053
26	31	Sam COX	GBR	BMW - Sam Cox Racing with Armada Marine Cables	1:40.518	11	1:56.837	9	3.861	0.086
27	36	Jamie COWARD	GBR	Honda - KTS Racing	1:40.529	17		0	3.872	0.011
28	80	Callum BEY	GBR	Suzuki - FilterLogic by EightZero Racing	1:40.761	16		0	4.104	0.232
29	45	Scott SWANN	GBR	Yamaha - Swann Racing	1:40.825	16	1:55.992	5	4.168	0.064
30	53	Josh WAINWRIGHT	GBR	Honda - JW MOT Centre	1:40.868	11	1:48.710	10	4.211	0.043
31	17	Matty WHELAN	GBR	Suzuki - Milestone by ATS Racing	1:41.129	15	1:54.418	10	4.472	0.261
32	96	Kieran SMITH	GBR	Honda - Corkie Racing	1:41.182	15		0	4.525	0.053
33	90	Rory PARKER	GBR	Suzuki - RP Racing	1:41.224	12	1:54.276	11	4.567	0.042
34	94	Lee WILLIAMS	GBR	Kawasaki - Team Wilo Racing	1:41.286	11	1:50.315	5	4.629	0.062
35	61	Dave SELLERS	GBR	Suzuki - True Heroes Racing	1:41.337	17	1:51.847	16	4.680	0.051
36	26	Joe MOORE	GBR	Suzuki - Clearline Racing	1:41.417	5		1	4.760	0.080
37	35	Stephen SMITH	GBR	Honda - Slipps Road Racing	1:41.803	15		2	5.146	0.386
38	39	Max MORGAN	GBR	Kawasaki - MSS Performance	1:42.137	13	1:54.889	10	5.480	0.334
39	22	Dave MACKAY	GBR	Suzuki - True Heroes Racing	1:42.143	16	1:57.172	10	5.486	0.006
40	50	Michael EVANS	GBR	Suzuki - Michael Evans Racing	1:43.094	13		1	6.437	0.951
41	25	Jorel BOERBOOM	NLD	Kawasaki - G&S Racing	1:43.263	4		1	6.606	0.169
42	33	Connor THOMSON	GBR	Kawasaki - Sound Advice Hearing Racing	1:44.711	13		2	8.054	1.448
43	28	Shane RICHARDSON	NZL	Kawasaki - LDR	1:45.866	3		0	9.209	1.155

QUALIFYING LAPTIME (110.0% of 1:36.657) = 1:46.322

44	57	Richard WHITE	GBR	BMW - Trackdudes powered by Hilltop Motorcycles		1	1:53.601	10	16.944	7.735
45	86	Frederico LOPES-REGO	PRT	Yamaha - FLR Racing		1	1:58.575	12	21.918	4.974

Weather / Track : Cloudy / Dry

Oulton Park International: 2.6920 miles

These results are provisional until the conclusion of any judicial and technical matters.

Race Director : Stuart Higgs <i>S. Higgs</i>	Stewards :	Timekeeper : Richard Evans <i>R. EVANS</i>
<small>Digitally Approved at 16:33 Saturday, 29 April 2023</small>		<small>Digitally Approved at 16:33 Saturday, 29 April 2023</small>

Results can be found at www.britishsuperbike.com

Printed - 16:26 Saturday, 29 April 2023



QUALIFYING - Q1 - START LIST



NO	NAME	NAT	ENTRY
2	John McGUINNESS	GBR	Honda - Honda Racing UK
6	Craig NEVE	GBR	Honda - Bathams Racing
11	Simon REID	GBR	Honda - C&L Fairburn Properties Jackson Racing
15	Nathan HARRISON	GBR	Honda - Honda Racing UK
17	Matty WHELAN	GBR	Suzuki - Milestone by ATS Racing
22	Dave MACKAY	GBR	Suzuki - True Heroes Racing
25	Jorel BOERBOOM	NLD	Kawasaki - G&S Racing
26	Joe MOORE	GBR	Suzuki - Clearline Racing
27	Max SYMONDS	GBR	Yamaha - Symonds Racing
28	Shane RICHARDSON	NZL	Kawasaki - LDR
31	Sam COX	GBR	BMW - Sam Cox Racing with Armada Marine Cables
33	Connor THOMSON	GBR	Kawasaki - Sound Advice Hearing Racing
35	Stephen SMITH	GBR	Honda - Slipps Road Racing
36	Jamie COWARD	GBR	Honda - KTS Racing
37	James HILLIER	GBR	Yamaha - LAMI OMG Racing Yamaha
39	Max MORGAN	GBR	Kawasaki - MSS Performance
45	Scott SWANN	GBR	Yamaha - Swann Racing
50	Michael EVANS	GBR	Suzuki - Michael Evans Racing
53	Josh WAINWRIGHT	GBR	Honda - JW MOT Centre
57	Richard WHITE	GBR	BMW - Trackdudes powered by Hilltop Motorcycles
59	Matt TRUELOVE	GBR	Honda - TAG Racing
61	Dave SELLERS	GBR	Suzuki - True Heroes Racing
80	Callum BEY	GBR	Suzuki - FilterLogic by EightZero Racing
86	Frederico LOPES-REGO	PRT	Yamaha - FLR Racing
90	Rory PARKER	GBR	Suzuki - RP Racing
94	Lee WILLIAMS	GBR	Kawasaki - Team Wilo Racing
96	Kieran SMITH	GBR	Honda - Corkie Racing

Total Competitors: 27

QUALIFYING - Q2 - START LIST

NO	NAME	NAT	ENTRY
3	Billy McCONNELL	AUS	Honda - C&L Fairburn Properties Jackson Racing
4	Dan LINFOOT	GBR	Honda - Optimum Bikes Racing Ltd
5	Richard KERR	IRL	Honda - AMD Motorsport
8	Lewis ROLLO	GBR	Aprilia - IN Competition / Aprilia
10	Joe SHELDON-SHAW	GBR	Suzuki - Forward Vision Racing
12	Luke HEDGER	GBR	Kawasaki - MAD Racing
18	Shaun WINFIELD	GBR	Honda - TAG Racing
19	Joe TALBOT	GBR	Honda - JR Performance Racing
23	David ALLINGHAM	GBR	Honda - Milenco by Padgetts Motorcycles
24	Conor CUMMINS	GBR	Honda - Milenco by Padgetts Motorcycles
34	Alastair SEELEY	GBR	BMW - SYNETIQ BMW Motorrad
40	Joe FRANCIS	GBR	Kawasaki - STAUFF Fluid Power / GR Motosport
51	Brayden ELLIOTT	AUS	Kawasaki - DAO Racing
54	Franco BOURNE	GBR	Honda - Marvel HCL Motorsport
55	Ash BEECH	GBR	Honda - Jones Dorling Racing
75	Alex OLSEN	GBR	Honda - Cumins by Team IWR Honda
77	Brent HARRAN	ZAF	Honda - Optimum Bikes Racing Ltd
99	Ben LUXTON	GBR	Honda - Ben Luxton Racing

- POSITION 1 FROM RESULT OF Q1
- POSITION 2 FROM RESULT OF Q1
- POSITION 3 FROM RESULT OF Q1
- POSITION 4 FROM RESULT OF Q1
- POSITION 5 FROM RESULT OF Q1
- POSITION 6 FROM RESULT OF Q1
- POSITION 7 FROM RESULT OF Q1
- POSITION 8 FROM RESULT OF Q1
- POSITION 9 FROM RESULT OF Q1

Total Competitors: 27

Oulton Park International: 2.6920 miles

Results can be found at www.britishsuperbike.com

Printed - 16:32 Saturday, 29 April 2023





QUALIFYING - Q1 - CLASSIFICATION

POS	NO	NAME	NAT	ENTRY	TIME	ON	LAPS	GAP	DIFF	MPH
1	11	Simon REID	GBR	Honda - C&L Fairburn Properties Jackson Racing	1:52.232	7	8			86.35
2	17	Matty WHELAN	GBR	Suzuki - Milestone by ATS Racing	1:52.884	7	7	0.652	0.652	85.85
3	94	Lee WILLIAMS	GBR	Kawasaki - Team Wilo Racing	1:53.328	4	6	1.096	0.444	85.51
4	45	Scott SWANN	GBR	Yamaha - Swann Racing	1:53.412	4	7	1.180	0.084	85.45
5	25	Jorel BOERBOOM	NLD	Kawasaki - G&S Racing	1:53.620	8	8	1.388	0.208	85.29
6	61	Dave SELLERS	GBR	Suzuki - True Heroes Racing	1:53.709	8	8	1.477	0.089	85.22
7	27	Max SYMONDS	GBR	Yamaha - Symonds Racing	1:53.715	5	8	1.483	0.006	85.22
8	96	Kieran SMITH	GBR	Honda - Corkie Racing	1:54.481	8	8	2.249	0.766	84.65
9	36	Jamie COWARD	GBR	Honda - KTS Racing	1:54.901	6	8	2.669	0.420	84.34
10	59	Matt TRUELOVE	GBR	Honda - TAG Racing	1:55.092	8	8	2.860	0.191	84.20
11	57	Richard WHITE	GBR	BMW - Trackdudes powered by Hilltop Motorcycles	1:55.409	8	8	3.177	0.317	83.97
12	35	Stephen SMITH	GBR	Honda - Slipps Road Racing	1:56.361	5	7	4.129	0.952	83.28
13	37	James HILLIER	GBR	Yamaha - LAMI OMG Racing Yamaha	1:56.480	7	7	4.248	0.119	83.20
14	39	Max MORGAN	GBR	Kawasaki - MSS Performance	1:56.496	8	8	4.264	0.016	83.19
15	50	Michael EVANS	GBR	Suzuki - Michael Evans Racing	1:56.717	4	4	4.485	0.221	83.03
16	15	Nathan HARRISON	GBR	Honda - Honda Racing UK	1:56.769	7	8	4.537	0.052	82.99
17	90	Rory PARKER	GBR	Suzuki - RP Racing	1:57.017	5	8	4.785	0.248	82.81
18	31	Sam COX	GBR	BMW - Sam Cox Racing with Armada Marine Cables	1:57.035	6	8	4.803	0.018	82.80
19	33	Connor THOMSON	GBR	Kawasaki - Sound Advice Hearing Racing	1:57.554	5	6	5.322	0.519	82.44
20	53	Josh WAINWRIGHT	GBR	Honda - JW MOT Centre	1:57.666	4	6	5.434	0.112	82.36
21	22	Dave MACKAY	GBR	Suzuki - True Heroes Racing	1:58.572	7	8	6.340	0.906	81.73
22	26	Joe MOORE	GBR	Suzuki - Clearline Racing	1:58.950	5	5	6.718	0.378	81.47
23	86	Frederico LOPES-REGO	PRT	Yamaha - FLR Racing	1:59.356	8	8	7.124	0.406	81.19
24	80	Callum BEY	GBR	Suzuki - FilterLogic by EightZero Racing	1:59.741	2	2	7.509	0.385	80.93
25	2	John McGUINNESS	GBR	Honda - Honda Racing UK	2:01.757	4	5	9.525	2.016	79.59

QUALIFYING LAPTIME (110.0% of 1:52.232) = 2:03.455

Weather / Track : Rain / Wet

These results are provisional until the conclusion of any judicial and technical matters.

Oulton Park International: 2.6920 miles

Date: 30/04/2023 Start: 13:00 Finish: 13:15

Race Director : Stuart Higgs

Stewards :

Timekeeper : Richard Evans

S. Higgs

R. EVANS

Digitally Approved at 13:51 Sunday, 30 April 2023

Digitally Approved at 13:21 Sunday, 30 April 2023

Results can be found at www.britishsuperbike.com

Printed - 13:17 Sunday, 30 April 2023

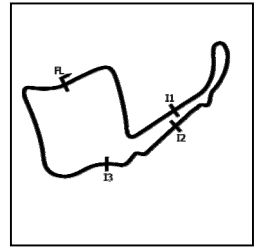


MCRCB BULLETIN TK112

2023 Bennetts British Superbike Championship - Round 2

2023 Pirelli National Superstock with Santander Consumer Finance

QUALIFYING - Q1 - SECTOR ANALYSIS



SECTOR 1 = FL to I1, SECTOR 2 = I1 to I2 SECTOR 3 = I2 to I3, SECTOR 4 = I3 to FL, DIFF = Difference To Personal Best Lap, P = Crossed Finish Line in Pit Lane, D = Time Disallowed

P1 11		Simon REID				Honda - C&L Fairburn Properties Jackson Racing			
IDEAL LAP TIME : 1:51.900		BEST LAP TIME : 1:52.232				DIFFERENCE : 0.332			
LAP	SECTOR 1	SECTOR 2	SECTOR 3	SECTOR 4	LAP TIME	MPH	DIFF	TIME OF DAY	
1 -	OUTLAP	131.3	35.105	105.0	23.226	112.7	32.245	121.5	13:02:04.283
2 -	28.508	139.2	33.288	107.8	22.081	119.4	30.825	128.0	1:54.702 84.49 2.470 13:03:58.985
3 -	27.414	140.6	32.321	110.1	21.884	118.3	30.732	129.0	1:52.351 (2) 86.25 0.119 13:05:51.336
4 -	27.583	138.6	32.047	110.1	21.865	117.7	30.911	128.8	1:52.406 (3) 86.21 0.174 13:07:43.742
5 -	27.755	137.2	32.541	111.1	22.893	116.9	31.408	125.2	1:54.597 84.56 2.365 13:09:38.339
6 -	28.459	139.5	32.878	110.0	22.673	118.3	31.059	125.4	1:55.069 84.22 2.837 13:11:33.408
7 -	27.531	140.9	31.987	111.8	21.890	118.3	30.824	126.6	1:52.232 (1) 86.35 13:13:25.640
8 -	27.316	141.5	32.626	111.2	22.173	117.7	31.206	123.8	1:53.321 85.52 1.089 13:15:18.961

P2 17		Matty WHELAN				Suzuki - Milestone by ATS Racing			
IDEAL LAP TIME : 1:52.884		BEST LAP TIME : 1:52.884				DIFFERENCE : 0.000			
LAP	SECTOR 1	SECTOR 2	SECTOR 3	SECTOR 4	LAP TIME	MPH	DIFF	TIME OF DAY	
1 -	OUTLAP	126.8	36.276	101.9	24.779	103.5	33.958	120.4	13:03:33.356
2 -	30.416	129.3	34.801	102.2	23.216	113.1	32.723	124.2	2:01.156 79.99 8.272 13:05:34.512
3 -	29.330	134.2	34.673	102.6	23.308	112.4	32.844	121.1	2:00.155 80.65 7.271 13:07:34.667
4 -	29.077	135.0	33.669	104.2	22.800	116.1	31.833	123.1	1:57.379 82.56 4.495 13:09:32.046
5 -	28.466	134.7	32.972	105.3	22.908	115.5	31.635	123.8	1:55.981 (3) 83.55 3.097 13:11:28.027
6 -	28.146	136.3	32.648	105.8	22.394	112.5	31.194	128.3	1:54.382 (2) 84.72 1.498 13:13:22.409
7 -	27.970	137.5	31.835	108.4	21.965	117.5	31.114	128.3	1:52.884 (1) 85.85 13:15:15.293

P3 94		Lee WILLIAMS				Kawasaki - Team Wilo Racing			
IDEAL LAP TIME : 1:53.328		BEST LAP TIME : 1:53.328				DIFFERENCE : 0.000			
LAP	SECTOR 1	SECTOR 2	SECTOR 3	SECTOR 4	LAP TIME	MPH	DIFF	TIME OF DAY	
1 -	OUTLAP	126.8	36.154	103.8	23.742	112.4	32.373	127.0	13:02:11.414
2 -	29.921	129.3	34.338	108.0	22.998	118.5	31.341	125.4	1:58.598 (3) 81.71 5.270 13:04:10.012
3 -	29.292	136.6	32.813	105.8	22.504	120.2	30.405	129.8	1:55.014 (2) 84.26 1.686 13:06:05.026
4 -	28.094	137.7	32.464	108.2	22.382	121.3	30.388	129.5	1:53.328 (1) 85.51 13:07:58.354
5 -	29.227	135.2	33.145	106.1	23.004	114.1	IN PIT		2:04.249 P 77.99 10.921 13:10:02.603
6 -	OUTLAP	132.3	33.680	103.0	22.784	117.7	31.220	113.7	5:26.598 29.67 3:33.270 13:15:29.201

P4 45		Scott SWANN				Yamaha - Swann Racing			
IDEAL LAP TIME : 1:52.499		BEST LAP TIME : 1:53.412				DIFFERENCE : 0.913			
LAP	SECTOR 1	SECTOR 2	SECTOR 3	SECTOR 4	LAP TIME	MPH	DIFF	TIME OF DAY	
1 -	OUTLAP	122.4	35.650	109.4	23.893	117.3	32.045	127.8	13:02:12.078
2 -	29.718	131.0	34.355	110.7	23.480	112.2	31.828	130.5	1:59.381 81.17 5.969 13:04:11.459
3 -	28.415	132.3	33.463	110.3	22.978	120.4	30.934	131.0	1:55.790 83.69 2.378 13:06:07.249
4 -	28.014	141.2	32.393	111.8	22.466	124.0	30.539	132.6	1:53.412 (1) 85.45 13:08:00.661
5 -	27.500	140.3	33.093	113.3	22.896	123.8	30.882	132.8	1:54.371 (3) 84.73 0.959 13:09:55.032
6 -	27.852	142.7	32.141	111.2	23.046	126.1	30.392	133.4	1:53.431 (2) 85.43 0.019 13:11:48.463
7 -	32.257	117.9	36.065	101.6	26.723	113.7	IN PIT		2:17.549 P 70.45 24.137 13:14:06.012

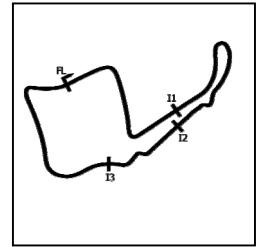
P5 25		Jorel BOERBOOM				Kawasaki - G&S Racing			
IDEAL LAP TIME : 1:53.620		BEST LAP TIME : 1:53.620				DIFFERENCE : 0.000			
LAP	SECTOR 1	SECTOR 2	SECTOR 3	SECTOR 4	LAP TIME	MPH	DIFF	TIME OF DAY	
1 -	OUTLAP	128.3	36.816	103.0	24.649	107.7	33.188	124.7	13:02:10.826
2 -	30.033	131.5	34.559	104.0	23.999	106.6	32.799	128.8	2:01.390 79.83 7.770 13:04:12.216
3 -	28.807	136.1	33.759	105.6	23.034	113.7	34.193	117.1	1:59.793 80.90 6.173 13:06:12.009
4 -	29.009	136.9	33.571	107.5	22.870	114.9	31.986	128.3	1:57.436 82.52 3.816 13:08:09.445
5 -	28.273	138.0	33.005	106.3	22.835	118.1	31.256	127.5	1:55.369 (2) 84.00 1.749 13:10:04.814
6 -	28.396	140.3	32.916	106.5	23.114	115.3	31.276	127.5	1:55.702 (3) 83.76 2.082 13:12:00.516
7 -	28.224	137.7	32.987	106.6	22.854	112.2	32.026	124.2	1:56.091 83.48 2.471 13:13:56.607
8 -	27.973	140.9	32.445	106.6	22.329	116.7	30.873	131.0	1:53.620 (1) 85.29 13:15:50.227

MCRCB BULLETIN TK112

2023 Bennetts British Superbike Championship - Round 2

2023 Pirelli National Superstock with Santander Consumer Finance

QUALIFYING - Q1 - SECTOR ANALYSIS



SECTOR 1 = FL to I1, SECTOR 2 = I1 to I2 SECTOR 3 = I2 to I3, SECTOR 4 = I3 to FL, DIFF = Difference To Personal Best Lap, P = Crossed Finish Line in Pit Lane, D = Time Disallowed

P6 61		Dave SELLERS				Suzuki - True Heroes Racing						
IDEAL LAP TIME : 1:53.695		BEST LAP TIME : 1:53.709				DIFFERENCE : 0.014						
LAP	SECTOR 1	SECTOR 2		SECTOR 3		SECTOR 4		LAP TIME	MPH	DIFF	TIME OF DAY	
1 -	OUTLAP	116.3	36.310	99.1	24.888	103.4	33.133	124.0			13:02:11.164	
2 -	29.737	126.6	34.538	104.8	23.766	114.1	31.715	128.3	1:59.756	80.92	6.047	13:04:10.920
3 -	28.963	121.1	33.834	106.0	23.038	113.7	34.562	113.5	2:00.397	80.49	6.688	13:06:11.317
4 -	28.850	130.8	33.229	109.4	22.574	115.3	31.849	122.0	1:56.502	83.18	2.793	13:08:07.819
5 -	28.211	129.3	32.972	107.2	22.508	115.9	31.355	124.2	1:55.046 (2)	84.23	1.337	13:10:02.865
6 -	28.217	133.4	32.718	107.8	23.147	116.9	31.699	124.5	1:55.781 (3)	83.70	2.072	13:11:58.646
7 -	28.350	129.0	32.837	108.4	22.906	116.7	32.070	123.1	1:56.163	83.42	2.454	13:13:54.809
8 -	28.038	133.9	32.014	106.0	22.522	114.9	31.135	126.3	1:53.709 (1)	85.22		13:15:48.518

P7 27		Max SYMONDS				Yamaha - Symonds Racing						
IDEAL LAP TIME : 1:52.941		BEST LAP TIME : 1:53.715				DIFFERENCE : 0.774						
LAP	SECTOR 1	SECTOR 2		SECTOR 3		SECTOR 4		LAP TIME	MPH	DIFF	TIME OF DAY	
1 -	OUTLAP	130.8	35.175	101.9	23.589	115.7	32.167	125.2			13:02:05.765	
2 -	29.088	137.7	33.388	104.5	22.668	120.0	31.463	123.5	1:56.607	83.11	2.892	13:04:02.372
3 -	28.433	138.9	33.024	104.3	22.440	119.8	31.097	128.5	1:54.994	84.27	1.279	13:05:57.366
4 -	28.382	138.0	32.738	104.8	22.292	120.0	30.908	126.3	1:54.320 (3)	84.77	0.605	13:07:51.686
5 -	28.268	139.8	32.495	107.8	22.207	118.9	30.745	129.0	1:53.715 (1)	85.22		13:09:45.401
6 -	27.797	142.4	32.217	107.5	22.182	118.3	31.785	127.0	1:53.981 (2)	85.02	0.266	13:11:39.382
7 -	28.681	136.9	32.740	107.8	22.661	117.3	32.723	118.9	1:56.805	82.96	3.090	13:13:36.187
8 -	28.256	140.6	32.320	108.4	22.213	120.0	32.196	115.7	1:54.985	84.28	1.270	13:15:31.172

P8 96		Kieran SMITH				Honda - Corkie Racing						
IDEAL LAP TIME : 1:53.923		BEST LAP TIME : 1:54.481				DIFFERENCE : 0.558						
LAP	SECTOR 1	SECTOR 2		SECTOR 3		SECTOR 4		LAP TIME	MPH	DIFF	TIME OF DAY	
1 -	OUTLAP	119.1	40.015	101.2	25.737	106.3	34.806	124.5			13:02:26.239	
2 -	30.229	135.5	35.883	106.8	23.990	113.3	32.616	128.5	2:02.718	78.97	8.237	13:04:28.957
3 -	29.654	136.9	34.233	109.4	22.922	116.1	33.307	116.1	2:00.116	80.68	5.635	13:06:29.073
4 -	29.311	134.2	34.537	107.3	24.067	104.6	32.546	128.3	2:00.461	80.45	5.980	13:08:29.534
5 -	28.682	136.3	33.464	111.6	22.655	117.5	31.744	130.5	1:56.545	83.15	2.064	13:10:26.079
6 -	28.129	142.4	33.063	110.1	22.421	115.3	31.313	128.5	1:54.926 (2)	84.32	0.445	13:12:21.005
7 -	27.583	141.8	33.175	108.4	22.266	116.7	32.937	128.0	1:55.961 (3)	83.57	1.480	13:14:16.966
8 -	28.043	143.0	32.930	108.5	22.364	117.9	31.144	126.3	1:54.481 (1)	84.65		13:16:11.447

P9 36		Jamie COWARD				Honda - KTS Racing						
IDEAL LAP TIME : 1:54.052		BEST LAP TIME : 1:54.901				DIFFERENCE : 0.849						
LAP	SECTOR 1	SECTOR 2		SECTOR 3		SECTOR 4		LAP TIME	MPH	DIFF	TIME OF DAY	
1 -	OUTLAP	99.1	38.735	98.9	25.018	109.6	33.713	119.8			13:02:21.615	
2 -	29.307	129.5	34.847	97.5	23.879	114.1	32.986	120.9	2:01.019	80.08	6.118	13:04:22.634
3 -	28.791	133.9	33.605	103.5	22.580	115.7	31.856	122.6	1:56.832	82.95	1.931	13:06:19.466
4 -	28.823	135.0	33.278	106.3	22.613	116.9	31.432	124.7	1:56.146 (3)	83.44	1.245	13:08:15.612
5 -	29.273	129.8	33.576	105.8	22.483	117.5	31.420	125.4	1:56.752	83.00	1.851	13:10:12.364
6 -	28.716	135.8	32.869	106.1	22.390	117.9	30.926	127.0	1:54.901 (1)	84.34		13:12:07.265
7 -	28.380	136.6	32.356	108.4	22.478	108.4	32.012	123.5	1:55.226 (2)	84.10	0.325	13:14:02.491
8 -	31.431	123.3	35.682	93.5	24.228	108.2	IN PIT		2:14.196 P	72.21	19.295	13:16:16.687

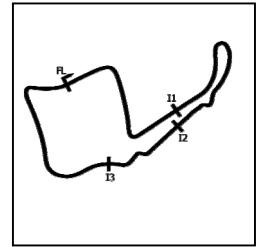
P10 59		Matt TRUELOVE				Honda - TAG Racing						
IDEAL LAP TIME : 1:54.699		BEST LAP TIME : 1:55.092				DIFFERENCE : 0.393						
LAP	SECTOR 1	SECTOR 2		SECTOR 3		SECTOR 4		LAP TIME	MPH	DIFF	TIME OF DAY	
1 -	OUTLAP	115.3	37.237	97.5	24.548	110.0	33.081	120.6			13:02:25.413	
2 -	29.613	130.0	34.359	103.5	23.519	110.7	32.225	123.3	1:59.716	80.95	4.624	13:04:25.129
3 -	29.188	130.3	34.249	105.3	23.336	113.7	32.950	114.3	1:59.723	80.94	4.631	13:06:24.852
4 -	29.584	128.0	34.812	103.7	23.459	111.6	32.054	122.0	1:59.909	80.82	4.817	13:08:24.761
5 -	28.421	132.3	33.623	104.3	22.761	114.9	31.263	127.8	1:56.068 (3)	83.49	0.976	13:10:20.829
6 -	27.875	137.2	33.169	104.5	22.852	115.5	31.405	126.1	1:55.301 (2)	84.05	0.209	13:12:16.130
7 -	28.916	133.6	34.728	103.4	22.973	115.3	32.184	122.6	1:58.801	81.57	3.709	13:14:14.931
8 -	28.202	136.6	32.974	105.5	22.587	115.1	31.329	122.9	1:55.092 (1)	84.20		13:16:10.023

MCRCB BULLETIN TK112

2023 Bennetts British Superbike Championship - Round 2

2023 Pirelli National Superstock with Santander Consumer Finance

QUALIFYING - Q1 - SECTOR ANALYSIS



SECTOR 1 = FL to I1, SECTOR 2 = I1 to I2 SECTOR 3 = I2 to I3, SECTOR 4 = I3 to FL, DIFF = Difference To Personal Best Lap, P = Crossed Finish Line in Pit Lane, D = Time Disallowed

P11 57		Richard WHITE				BMW - Trackdudes powered by Hilltop Motorcycles						
IDEAL LAP TIME : 1:55.285		BEST LAP TIME : 1:55.409				DIFFERENCE : 0.124						
LAP	SECTOR 1	SECTOR 2		SECTOR 3		SECTOR 4		LAP TIME	MPH	DIFF	TIME OF DAY	
1 -	OUTLAP	115.5	38.537	102.9	25.118	108.0	33.867	122.4			13:02:20.050	
2 -	29.931	126.8	35.596	105.0	24.255	111.1	33.054	125.6	2:02.836	78.89	7.427	13:04:22.886
3 -	29.077	128.5	34.166	105.6	22.902	119.1	31.963	122.6	1:58.108 (3)	82.05	2.699	13:06:20.994
4 -	28.974	136.6	34.188	105.8	23.503	115.7	32.379	128.3	1:59.044	81.40	3.635	13:08:20.038
5 -	29.068	135.5	35.315	102.4	23.575	115.9	32.520	125.4	2:00.478	80.44	5.069	13:10:20.516
6 -	29.130	138.0	34.215	103.2	23.651	116.7	31.870	125.6	1:58.866	81.53	3.457	13:12:19.382
7 -	28.725	138.6	33.687	104.2	23.181	118.7	32.490	127.5	1:58.083 (2)	82.07	2.674	13:14:17.465
8 -	28.631	138.9	32.737	106.5	23.026	122.0	31.015	129.3	1:55.409 (1)	83.97		13:16:12.874

P12 35		Stephen SMITH				Honda - Slipps Road Racing						
IDEAL LAP TIME : 1:55.804		BEST LAP TIME : 1:56.361				DIFFERENCE : 0.557						
LAP	SECTOR 1	SECTOR 2		SECTOR 3		SECTOR 4		LAP TIME	MPH	DIFF	TIME OF DAY	
1 -	OUTLAP	120.2	35.816	102.1	24.794	106.0	33.463	117.3			13:02:14.169	
2 -	29.854	125.4	34.602	104.8	23.744	111.1	31.907	122.4	2:00.107	80.68	3.746	13:04:14.276
3 -	29.121	126.3	34.441	105.8	23.094	110.7	32.220	116.3	1:58.876	81.52	2.515	13:06:13.152
4 -	29.504	128.8	33.470	105.8	23.029	110.9	31.790	122.0	1:57.793 (3)	82.27	1.432	13:08:10.945
5 -	28.780	132.8	32.962	105.0	22.836	115.1	31.783	123.5	1:56.361 (1)	83.28		13:10:07.306
6 -	28.429	134.2	32.799	108.5	23.598	113.5	32.149	122.0	1:56.975 (2)	82.84	0.614	13:12:04.281
7 -	28.386	132.8	34.024	103.7	23.640	110.9	IN PIT		2:06.428 P	76.65	10.067	13:14:10.709

P13 37		James HILLIER				Yamaha - LAMI OMG Racing Yamaha						
IDEAL LAP TIME : 1:56.480		BEST LAP TIME : 1:56.480				DIFFERENCE : 0.000						
LAP	SECTOR 1	SECTOR 2		SECTOR 3		SECTOR 4		LAP TIME	MPH	DIFF	TIME OF DAY	
1 -	OUTLAP	118.7	38.073	96.8	25.201	108.2	34.592	122.2			13:03:32.935	
2 -	30.978	123.1	35.629	100.6	23.903	112.7	33.402	124.2	2:03.912	78.21	7.432	13:05:36.847
3 -	30.161	132.1	35.413	106.5	23.846	114.7	33.101	128.0	2:02.521	79.09	6.041	13:07:39.368
4 -	29.583	135.8	34.345	106.5	24.233	111.2	32.691	127.5	2:00.852	80.19	4.372	13:09:40.220
5 -	29.137	138.0	33.707	107.5	23.937	114.7	32.206	128.8	1:58.987 (3)	81.44	2.507	13:11:39.207
6 -	28.877	133.6	33.611	108.0	23.012	116.7	32.083	125.2	1:57.583 (2)	82.42	1.103	13:13:36.790
7 -	28.492	139.2	33.159	107.7	22.993	114.7	31.836	128.8	1:56.480 (1)	83.20		13:15:33.270

P14 39		Max MORGAN				Kawasaki - MSS Performance						
IDEAL LAP TIME : 1:56.291		BEST LAP TIME : 1:56.496				DIFFERENCE : 0.205						
LAP	SECTOR 1	SECTOR 2		SECTOR 3		SECTOR 4		LAP TIME	MPH	DIFF	TIME OF DAY	
1 -	OUTLAP	128.5	39.937	94.6	25.939	105.8	35.165	117.1			13:02:37.220	
2 -	31.222	132.8	36.651	100.9	23.948	112.4	32.295	125.4	2:04.116	78.08	7.620	13:04:41.336
3 -	29.815	132.8	35.353	102.1	23.534	112.2	33.185	115.1	2:01.887	79.51	5.391	13:06:43.223
4 -	29.699	131.0	34.539	101.6	23.327	114.7	31.887	126.6	1:59.452	81.13	2.956	13:08:42.675
5 -	29.532	134.4	34.656	101.9	23.208	115.7	31.766	127.0	1:59.162	81.32	2.666	13:10:41.837
6 -	29.014	136.1	33.922	104.2	23.342	115.5	31.399	127.0	1:57.677 (3)	82.35	1.181	13:12:39.514
7 -	28.673	136.3	33.823	104.3	22.955	115.5	31.554	126.1	1:57.005 (2)	82.82	0.509	13:14:36.519
8 -	28.878	133.9	33.641	102.6	22.924	115.3	31.053	129.3	1:56.496 (1)	83.19		13:16:33.015

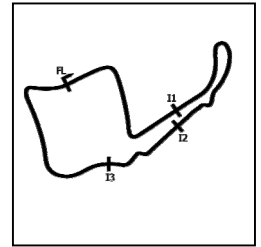
P15 50		Michael EVANS				Suzuki - Michael Evans Racing						
IDEAL LAP TIME : 1:55.808		BEST LAP TIME : 1:56.717				DIFFERENCE : 0.909						
LAP	SECTOR 1	SECTOR 2		SECTOR 3		SECTOR 4		LAP TIME	MPH	DIFF	TIME OF DAY	
1 -	OUTLAP	118.1	37.611	100.4	25.230	94.9	33.946	121.5			13:03:21.379	
2 -	30.147	124.7	34.574	108.0	23.217	104.0	31.978	126.6	1:59.916 (3)	80.81	3.199	13:05:21.295
3 -	28.847	134.4	33.860	100.7	23.297	107.3	32.404	124.0	1:58.408 (2)	81.84	1.691	13:07:19.703
4 -	28.748	137.2	33.673	106.0	23.034	108.7	31.262	128.8	1:56.717 (1)	83.03		13:09:16.420

MCRCB BULLETIN TK112

2023 Bennetts British Superbike Championship - Round 2

2023 Pirelli National Superstock with Santander Consumer Finance

QUALIFYING - Q1 - SECTOR ANALYSIS



SECTOR 1 = FL to I1, SECTOR 2 = I1 to I2 SECTOR 3 = I2 to I3, SECTOR 4 = I3 to FL, DIFF = Difference To Personal Best Lap, P = Crossed Finish Line in Pit Lane, D = Time Disallowed

P16 15		Nathan HARRISON				Honda - Honda Racing UK						
IDEAL LAP TIME : 1:55.689		BEST LAP TIME : 1:56.769				DIFFERENCE : 1.080						
LAP	SECTOR 1	SECTOR 2		SECTOR 3		SECTOR 4		LAP TIME	MPH	DIFF	TIME OF DAY	
1 -	OUTLAP	123.8	37.352	101.5	24.890	112.0	33.318	126.3			13:02:36.284	
2 -	29.539	133.9	35.561	100.4	23.765	115.7	32.433	126.6	2:01.298	79.89	4.529	13:04:37.582
3 -	29.412	130.3	35.087	104.0	23.657	117.3	34.790	116.7	2:02.946	78.82	6.177	13:06:40.528
4 -	29.637	136.3	35.003	102.1	23.819	110.5	32.629	125.2	2:01.088	80.03	4.319	13:08:41.616
5 -	28.611	136.1	34.453	102.9	23.603	113.1	32.112	124.9	1:58.779	81.59	2.010	13:10:40.395
6 -	28.462	136.9	33.698	105.0	23.330	114.3	31.508	128.8	1:56.998 (3)	82.83	0.229	13:12:37.393
7 -	27.802	137.2	33.419	106.3	22.960	116.1	32.588	127.3	1:56.769 (1)	82.99		13:14:34.162
8 -	28.163	138.3	33.437	108.2	23.195	112.5	32.083	127.5	1:56.878 (2)	82.91	0.109	13:16:31.040

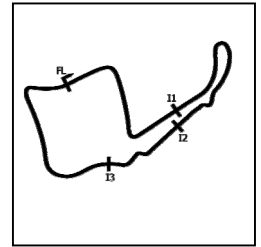
P17 90		Rory PARKER				Suzuki - RP Racing						
IDEAL LAP TIME : 1:55.409		BEST LAP TIME : 1:57.017				DIFFERENCE : 1.608						
LAP	SECTOR 1	SECTOR 2		SECTOR 3		SECTOR 4		LAP TIME	MPH	DIFF	TIME OF DAY	
1 -	OUTLAP	107.0	40.169	98.2	25.975	107.2	34.782	122.0			13:02:28.429	
2 -	31.410	124.0	35.467	105.1	23.736	116.9	32.787	125.4	2:03.400	78.53	6.383	13:04:31.829
3 -	29.888	129.5	34.942	105.8	23.427	116.5	33.475	112.7	2:01.732	79.61	4.715	13:06:33.561
4 -	30.086	128.8	34.462	106.3	23.579	117.5	32.536	127.3	2:00.663	80.31	3.646	13:08:34.224
5 -	29.331	134.2	33.892	107.8	22.488	118.7	31.306	130.0	1:57.017 (1)	82.81		13:10:31.241
6 -	29.705	139.2	33.859	106.1	22.808	118.9	31.127	130.3	1:57.499 (3)	82.47	0.482	13:12:28.740
7 -	28.332	133.4	33.462	106.1	22.829	118.7	32.666	119.8	1:57.289 (2)	82.62	0.272	13:14:26.029
8 -	31.111	124.7	36.065	102.7	23.808	115.3	IN PIT		2:16.209 P	71.15	19.192	13:16:42.238

P18 31		Sam COX				BMW - Sam Cox Racing with Armada Marine Cables						
IDEAL LAP TIME : 1:55.691		BEST LAP TIME : 1:57.035				DIFFERENCE : 1.344						
LAP	SECTOR 1	SECTOR 2		SECTOR 3		SECTOR 4		LAP TIME	MPH	DIFF	TIME OF DAY	
1 -	OUTLAP	114.1	36.369	107.0	24.621	103.4	33.178	123.5			13:02:11.045	
2 -	31.111	121.1	35.181	107.8	23.990	111.8	31.778	130.0	2:02.060	79.39	5.025	13:04:13.105
3 -	28.424	125.9	33.705	107.8	22.893	115.3	34.377	119.6	1:59.399	81.16	2.364	13:06:12.504
4 -	28.719	130.3	33.928	108.5	22.863	112.7	31.547	130.5	1:57.057 (2)	82.79	0.022	13:08:09.561
5 -	28.600	126.6	33.705	105.8	23.063	116.5	31.841	126.8	1:57.209 (3)	82.68	0.174	13:10:06.770
6 -	28.001	134.4	33.284	108.7	23.658	112.2	32.092	129.8	1:57.035 (1)	82.80		13:12:03.805
7 -	28.274	135.0	33.280	103.7	22.973	116.1	33.623	109.6	1:58.150	82.02	1.115	13:14:01.955
8 -	29.789	127.0	34.512	108.5	23.444	112.9	32.984	122.0	2:00.729	80.27	3.694	13:16:02.684

P19 33		Connor THOMSON				Kawasaki - Sound Advice Hearing Racing						
IDEAL LAP TIME : 1:57.378		BEST LAP TIME : 1:57.554				DIFFERENCE : 0.176						
LAP	SECTOR 1	SECTOR 2		SECTOR 3		SECTOR 4		LAP TIME	MPH	DIFF	TIME OF DAY	
1 -	OUTLAP	113.5	39.453	96.6	24.732	102.9	34.081	117.7			13:05:38.270	
2 -	30.991	127.3	35.365	101.8	23.514	110.9	32.937	118.1	2:02.807	78.91	5.253	13:07:41.077
3 -	29.635	128.5	34.319	104.5	23.016	109.2	32.517	120.4	1:59.487	81.10	1.933	13:09:40.564
4 -	29.416	133.9	33.700	107.7	23.541	111.6	32.473	121.1	1:59.130 (3)	81.35	1.576	13:11:39.694
5 -	29.183	131.5	33.314	107.0	22.927	114.9	32.130	117.1	1:57.554 (1)	82.44		13:13:37.248
6 -	30.023	124.9	33.700	104.6	22.751	114.5	32.287	115.3	1:58.761 (2)	81.60	1.207	13:15:36.009

P20 53		Josh WAINWRIGHT				Honda - JW MOT Centre						
IDEAL LAP TIME : 1:57.175		BEST LAP TIME : 1:57.666				DIFFERENCE : 0.491						
LAP	SECTOR 1	SECTOR 2		SECTOR 3		SECTOR 4		LAP TIME	MPH	DIFF	TIME OF DAY	
1 -	OUTLAP	57.1	40.120	81.8	24.970	107.3	36.131	121.5			13:04:23.526	
2 -	30.703	122.0	35.150	104.3	23.698	108.9	35.032	113.7	2:04.583	77.78	6.917	13:06:28.109
3 -	29.881	122.2	34.573	106.1	23.008	111.4	32.667	124.0	2:00.129 (3)	80.67	2.463	13:08:28.238
4 -	29.375	129.0	33.659	103.7	22.813	113.3	31.819	126.1	1:57.666 (1)	82.36		13:10:25.904
5 -	30.106	124.7	34.140	105.3	23.162	112.0	32.060	125.9	1:59.468 (2)	81.12	1.802	13:12:25.372
6 -	28.884	131.8	34.629	72.1	25.739	111.4	IN PIT		2:06.867 P	76.38	9.201	13:14:32.239

QUALIFYING - Q1 - SECTOR ANALYSIS



SECTOR 1 = FL to I1, SECTOR 2 = I1 to I2 SECTOR 3 = I2 to I3, SECTOR 4 = I3 to FL, DIFF = Difference To Personal Best Lap, P = Crossed Finish Line in Pit Lane, D = Time Disallowed

P21 22		Dave MACKAY				Suzuki - True Heroes Racing					
IDEAL LAP TIME : 1:58.572		BEST LAP TIME : 1:58.572				DIFFERENCE : 0.000					
LAP	SECTOR 1	SECTOR 2		SECTOR 3		SECTOR 4		LAP TIME	MPH	DIFF	TIME OF DAY
1 -	OUTLAP	118.3	38.403	97.1	25.329	99.1	33.709	124.9			13:02:19.633
2 -	30.108	129.5	35.560	101.3	24.012	107.0	33.689	120.0	2:03.369	78.55	4.797 13:04:23.002
3 -	30.210	131.3	35.231	102.1	24.324	107.3	33.755	119.4	2:03.520	78.45	4.948 13:06:26.522
4 -	30.433	127.0	35.484	102.4	24.350	107.0	33.512	124.7	2:03.779	78.29	5.207 13:08:30.301
5 -	29.884	132.1	34.917	103.0	23.474	110.5	32.531	126.3	2:00.806 (3)	80.22	2.234 13:10:31.107
6 -	29.827	132.6	35.362	101.8	23.973	103.2	32.390	129.0	2:01.552	79.72	2.980 13:12:32.659
7 -	29.245	128.8	34.037	104.3	23.283	107.7	32.007	128.5	1:58.572 (1)	81.73	13:14:31.231
8 -	29.452	131.8	34.557	103.5	23.581	107.3	32.813	126.3	2:00.403 (2)	80.49	1.831 13:16:31.634

P22 26		Joe MOORE				Suzuki - Clearline Racing					
IDEAL LAP TIME : 1:56.517		BEST LAP TIME : 1:58.950				DIFFERENCE : 2.433					
LAP	SECTOR 1	SECTOR 2		SECTOR 3		SECTOR 4		LAP TIME	MPH	DIFF	TIME OF DAY
1 -	OUTLAP	120.4	38.236	99.5	25.473	105.0	34.342	114.3			13:03:33.312
2 -	30.745	121.3	36.097	104.0	24.224	105.8	33.508	124.2	2:04.574	77.79	5.624 13:05:37.886
3 -	29.015	136.6	34.804	103.4	23.805	112.7	32.491	124.7	2:00.115 (3)	80.68	1.165 13:07:38.001
4 -	29.225	131.5	34.944	105.3	23.542	114.3	32.145	124.5	1:59.856 (2)	80.85	0.906 13:09:37.857
5 -	28.896	133.4	34.447	105.5	23.993	113.9	31.614	126.1	1:58.950 (1)	81.47	13:11:36.807

P23 86		Frederico LOPES-REGO				Yamaha - FLR Racing					
IDEAL LAP TIME : 1:59.021		BEST LAP TIME : 1:59.356				DIFFERENCE : 0.335					
LAP	SECTOR 1	SECTOR 2		SECTOR 3		SECTOR 4		LAP TIME	MPH	DIFF	TIME OF DAY
1 -	OUTLAP	120.9	37.191	101.3	25.365	106.5	33.273	122.2			13:02:13.583
2 -	29.728	129.0	34.660	104.6	23.800	113.1	32.141	126.1	2:00.329	80.54	0.973 13:04:13.912
3 -	29.268	134.7	34.540	103.4	23.582	110.0	32.547	123.8	1:59.937 (3)	80.80	0.581 13:06:13.849
4 -	29.440	122.4	34.864	101.5	23.553	115.9	32.740	125.4	2:00.597	80.36	1.241 13:08:14.446
5 -	30.325	128.0	34.618	103.5	23.591	112.9	32.628	127.0	2:01.162	79.98	1.806 13:10:15.608
6 -	29.405	135.5	34.224	104.3	23.544	117.9	32.371	120.4	1:59.544 (2)	81.06	0.188 13:12:15.152
7 -	29.859	133.6	35.072	103.0	23.455	114.7	33.329	120.0	2:01.715	79.62	2.359 13:14:16.867
8 -	29.271	130.5	34.157	99.5	23.521	114.1	32.407	125.9	1:59.356 (1)	81.19	13:16:16.223

P24 80		Callum BEY				Suzuki - FilterLogic by EightZero Racing					
IDEAL LAP TIME : 1:57.825		BEST LAP TIME : 1:59.741				DIFFERENCE : 1.916					
LAP	SECTOR 1	SECTOR 2		SECTOR 3		SECTOR 4		LAP TIME	MPH	DIFF	TIME OF DAY
1 -	OUTLAP	121.1	36.795	102.2	24.767	109.1	33.542	115.1			13:02:10.615
2 -	29.839	130.8	34.346	102.1	23.318	113.5	32.238	120.2	1:59.741 (1)	80.93	13:04:10.356

P25 2		John McGUINNESS				Honda - Honda Racing UK					
IDEAL LAP TIME : 2:00.991		BEST LAP TIME : 2:01.757				DIFFERENCE : 0.766					
LAP	SECTOR 1	SECTOR 2		SECTOR 3		SECTOR 4		LAP TIME	MPH	DIFF	TIME OF DAY
1 -	OUTLAP	99.7	40.655	66.4	27.346	95.0	IN PIT		P		13:02:52.072
2 -	OUTLAP	126.3	36.165	99.8	24.317	105.8	35.898	104.3	3:48.278	42.45	1:46.521 13:06:40.350
3 -	30.936	132.3	35.029	103.8	24.986	96.5	32.944	120.4	2:03.895 (2)	78.22	2.138 13:08:44.245
4 -	29.398	138.6	34.569	106.0	24.080	106.8	33.710	105.0	2:01.757 (1)	79.59	13:10:46.002
5 -	33.360	127.0	38.787	95.1	25.893	99.7	IN PIT		2:19.832 P	69.30	18.075 13:13:05.834

MCRCB BULLETIN TK113

2023 Bennetts British Superbike Championship - Round 2

2023 Pirelli National Superstock with Santander Consumer Finance

QUALIFYING - Q1 - BEST SECTORS

SECTOR 1				SECTOR 2		SECTOR 3		SECTOR 4		IDEAL / BEST COMPARISON								
POS	NO	NAME	TIME	NO	NAME	TIME	NO	NAME	TIME	POS	NO	NAME	IDEAL	BEST	DIFF			
												PERFECT LAP	1:51.404					
1	11	REID	27.316	17	WHELAN	31.835	11	REID	21.865	94	WILLIAM	30.388	1	11	REID	1:51.900	1:52.232	0.332
2	45	SWANN	27.500	11	REID	31.987	17	WHELAN	21.965	45	SWANN	30.392	2	45	SWANN	1:52.499	1:53.412	0.913
3	96	SMITH	27.583	61	SELLERS	32.014	27	SYMONDS	22.182	11	REID	30.732	3	17	WHELAN	1:52.884	1:52.884	0.000
4	27	SYMONDS	27.797	45	SWANN	32.141	96	SMITH	22.266	27	SYMONDS	30.745	4	27	SYMONDS	1:52.941	1:53.715	0.774
5	15	HARRISO	27.802	27	SYMONDS	32.217	25	BOERBOO	22.329	25	BOERBOO	30.873	5	94	WILLIAMS	1:53.328	1:53.328	0.000
6	59	TRUELOV	27.875	36	COWARD	32.356	94	WILLIAM	22.382	36	COWARD	30.926	6	25	BOERBOOM	1:53.620	1:53.620	0.000
7	17	WHELAN	27.970	25	BOERBOO	32.445	36	COWARD	22.390	57	WHITE	31.015	7	61	SELLERS	1:53.695	1:53.709	0.014
8	25	BOERBOO	27.973	94	WILLIAM	32.464	45	SWANN	22.466	39	MORGAN	31.053	8	96	SMITH	1:53.923	1:54.481	0.558
9	31	COX	28.001	57	WHITE	32.737	90	PARKER	22.488	17	WHELAN	31.114	9	36	COWARD	1:54.052	1:54.901	0.849
10	61	SELLERS	28.038	35	SMITH	32.799	61	SELLERS	22.508	90	PARKER	31.127	10	59	TRUELOVE	1:54.699	1:55.092	0.393
11	94	WILLIAM	28.094	96	SMITH	32.930	59	TRUELOV	22.587	61	SELLERS	31.135	11	57	WHITE	1:55.285	1:55.409	0.124
12	90	PARKER	28.332	59	TRUELOV	32.974	33	THOMSON	22.751	96	SMITH	31.144	12	90	PARKER	1:55.409	1:57.017	1.608
13	36	COWARD	28.380	50	EVANS	33.126	53	WAINWRI	22.813	50	EVANS	31.262	13	15	HARRISON	1:55.689	1:56.769	1.080
14	35	SMITH	28.386	37	HILLIER	33.159	35	SMITH	22.836	59	TRUELOV	31.263	14	31	COX	1:55.691	1:57.035	1.344
15	50	EVANS	28.386	31	COX	33.280	80	BEY	22.858	15	HARRISO	31.508	15	35	SMITH	1:55.804	1:56.361	0.557
16	26	MOORE	28.389	33	THOMSON	33.314	31	COX	22.863	31	COX	31.547	16	50	EVANS	1:55.808	1:56.717	0.909
17	37	HILLIER	28.492	80	BEY	33.413	57	WHITE	22.902	26	MOORE	31.614	17	39	MORGAN	1:56.291	1:56.496	0.205
18	57	WHITE	28.631	15	HARRISO	33.419	39	MORGAN	22.924	35	SMITH	31.783	18	37	HILLIER	1:56.480	1:56.480	0.000
19	39	MORGAN	28.673	90	PARKER	33.462	26	MOORE	22.944	53	WAINWRI	31.819	19	26	MOORE	1:56.517	1:58.950	2.433
20	53	WAINWRI	28.884	26	MOORE	33.570	15	HARRISO	22.960	37	HILLIER	31.836	20	53	WAINWRIGHT	1:57.175	1:57.666	0.491
21	33	THOMSON	29.183	39	MORGAN	33.641	37	HILLIER	22.993	22	MACKAY	32.007	21	33	THOMSON	1:57.378	1:57.554	0.176
22	22	MACKAY	29.245	53	WAINWRI	33.659	50	EVANS	23.034	33	THOMSON	32.130	22	80	BEY	1:57.825	1:59.741	1.916
23	86	LOPES-R	29.268	22	MACKAY	34.037	22	MACKAY	23.283	86	LOPES-R	32.141	23	22	MACKAY	1:58.572	1:58.572	0.000
24	80	BEY	29.316	86	LOPES-R	34.157	86	LOPES-R	23.455	80	BEY	32.238	24	86	LOPES-REGO	1:59.021	1:59.356	0.335
25	2	McGUINN	29.398	2	McGUINN	34.569	2	McGUINN	24.080	2	McGUINN	32.944	25	2	McGUINNESS	2:00.991	2:01.757	0.766

MCRCB BULLETIN TK114**2023 Bennetts British Superbike Championship - Round 2****2023 Pirelli National Superstock with Santander Consumer Finance****QUALIFYING - Q1 - BEST SPEEDS**

POS	INTERMEDIATE 1			INTERMEDIATE 2			INTERMEDIATE 3			FINISH LINE		
	NO	NAME	MPH	NO	NAME	MPH	NO	NAME	MPH	NO	NAME	MPH
1	96	SMITH	143.0	45	SWANN	113.3	45	SWANN	126.1	45	SWANN	133.4
2	45	SWANN	142.7	11	REID	111.8	57	WHITE	122.0	25	BOERBOOM	131.0
3	27	SYMONDS	142.4	96	SMITH	111.6	94	WILLIAMS	121.3	96	SMITH	130.5
4	11	REID	141.5	61	SELLERS	109.4	27	SYMONDS	120.0	31	COX	130.5
5	25	BOERBOOM	140.9	31	COX	108.7	11	REID	119.4	90	PARKER	130.3
6	37	HILLIER	139.2	35	SMITH	108.5	90	PARKER	118.9	94	WILLIAMS	129.8
7	90	PARKER	139.2	17	WHELAN	108.4	25	BOERBOOM	118.1	57	WHITE	129.3
8	57	WHITE	138.9	27	SYMONDS	108.4	96	SMITH	117.9	39	MORGAN	129.3
9	2	McGUINNESS	138.6	36	COWARD	108.4	36	COWARD	117.9	11	REID	129.0
10	15	HARRISON	138.3	50	EVANS	108.4	86	LOPES-REGO	117.9	27	SYMONDS	129.0
11	26	MOORE	138.3	94	WILLIAMS	108.2	17	WHELAN	117.5	22	MACKAY	129.0
12	94	WILLIAMS	137.7	15	HARRISON	108.2	15	HARRISON	117.3	37	HILLIER	128.8
13	17	WHELAN	137.5	37	HILLIER	108.0	61	SELLERS	116.9	50	EVANS	128.8
14	59	TRUELOVE	137.2	90	PARKER	107.8	37	HILLIER	116.7	15	HARRISON	128.8
15	50	EVANS	137.2	33	THOMSON	107.7	31	COX	116.5	17	WHELAN	128.3
16	36	COWARD	136.6	25	BOERBOOM	107.5	39	MORGAN	115.7	61	SELLERS	128.3
17	39	MORGAN	136.3	57	WHITE	106.5	26	MOORE	115.7	59	TRUELOVE	127.8
18	86	LOPES-REGO	135.5	26	MOORE	106.5	59	TRUELOVE	115.5	36	COWARD	127.0
19	31	COX	135.0	80	BEY	106.5	35	SMITH	115.1	86	LOPES-REGO	127.0
20	35	SMITH	134.2	53	WAINWRIGHT	106.1	33	THOMSON	114.9	53	WAINWRIGHT	126.1
21	61	SELLERS	133.9	2	McGUINNESS	106.0	80	BEY	114.1	26	MOORE	126.1
22	33	THOMSON	133.9	59	TRUELOVE	105.5	53	WAINWRIGHT	113.3	35	SMITH	123.5
23	22	MACKAY	132.6	86	LOPES-REGO	104.6	22	MACKAY	110.5	33	THOMSON	121.1
24	53	WAINWRIGHT	131.8	39	MORGAN	104.3	50	EVANS	108.7	2	McGUINNESS	120.4
25	80	BEY	130.8	22	MACKAY	104.3	2	McGUINNESS	106.8	80	BEY	120.2

MCRCB BULLETIN TK115

2023 Bennetts British Superbike Championship - Round 2

2023 Pirelli National Superstock with Santander Consumer Finance

QUALIFYING - Q1 - STATISTICS

Competitors Started 25
Planned Start 2023-04-30 @ 13:00:00.000
Actual Start 2023-04-30 @ 13:00:01.869
Finish Time 2023-04-30 @ 13:15:01.869
Track Length 2.6920mi.
Total Laps 174
Total Distance Covered 468.4129mi.

Session Fastest Lap History

NO	NAME	LAP TIME	TIME OF DAY	LAP	VEHICLE
11	Simon REID	1:54.702	13:03:58.985	2	Honda
11	Simon REID	1:52.351	13:05:51.336	3	Honda
11	Simon REID	1:52.232	13:13:25.640	7	Honda

Flag History

TYPE	TIME OF DAY
GREEN	13:00:01.869
FINISH	13:15:01.869

Flag Statistics

TYPE	COUNT	TOTAL LAPS	TOTAL TIME
Green	1	8	18:27.827
Red	0	0	0.000
Safety Car	0	0	0.000
FCY	0	0	0.000

MCRCB BULLETIN TK116

2023 Bennetts British Superbike Championship - Round 2

2023 Pirelli National Superstock with Santander Consumer Finance

QUALIFYING - Q1 - SESSION NOTES

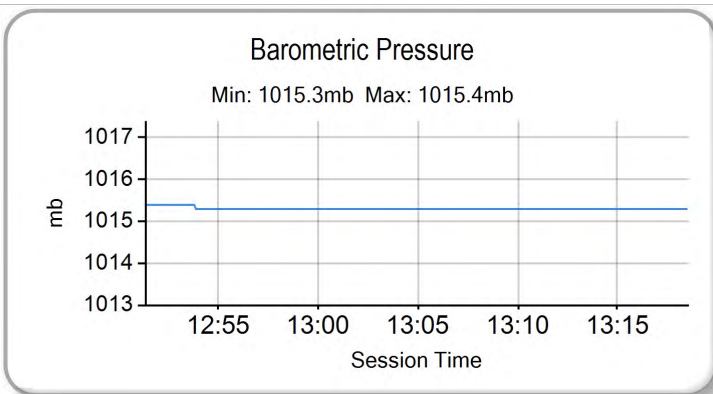
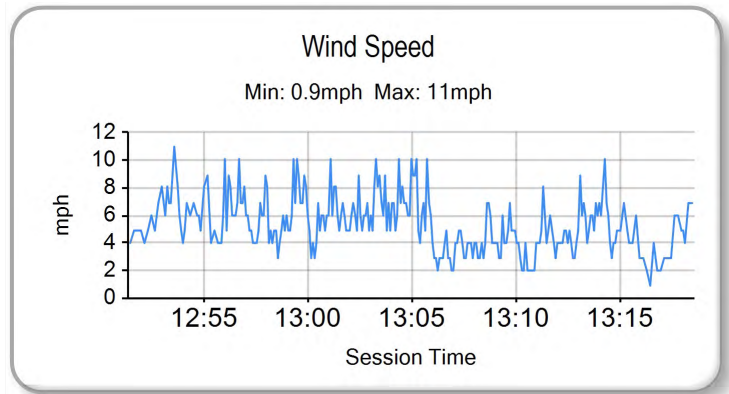
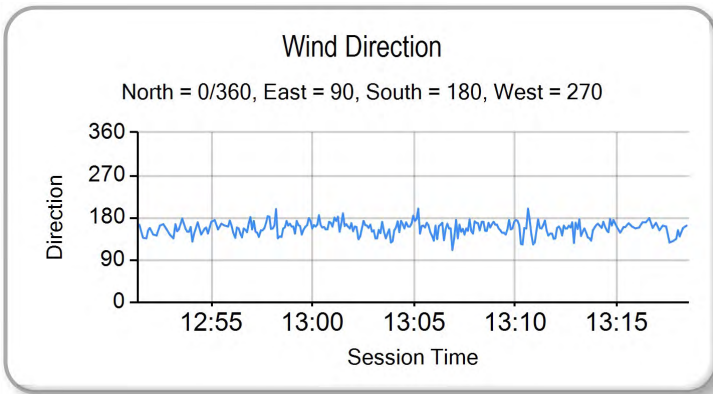
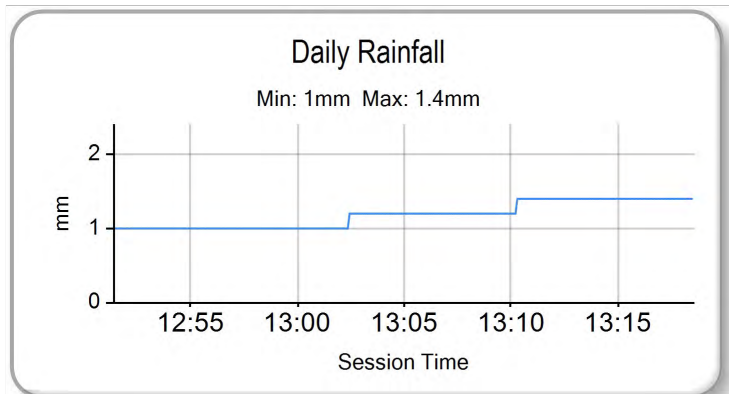
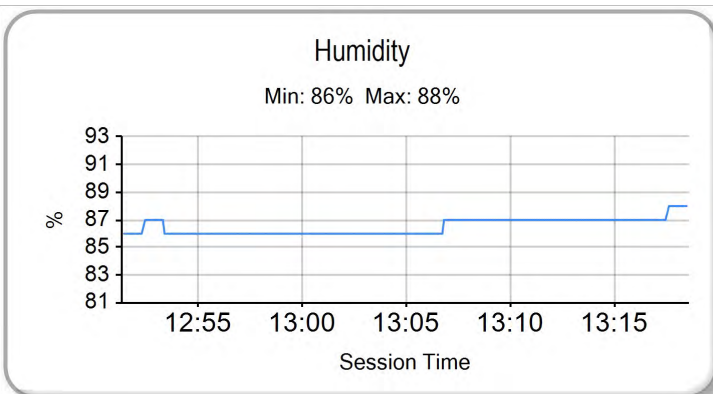
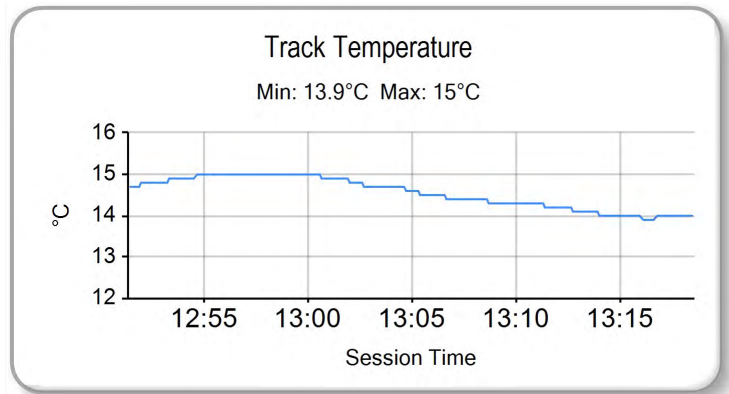
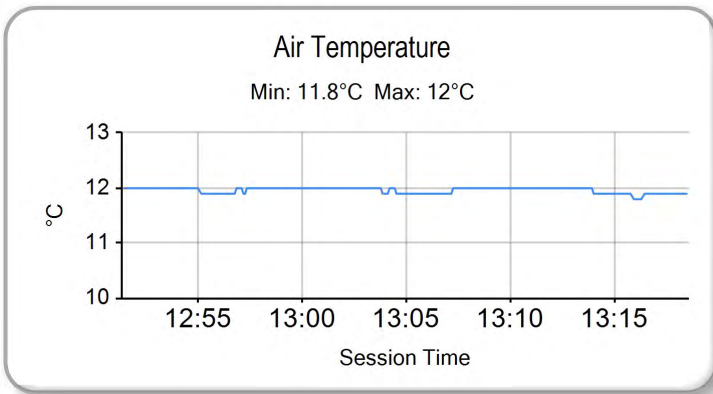
TIME	MESSAGE
13:06:46	NO.80 FALLER AT T16 LODGE - RIDER OK
13:10:56	NO.50 FALLER AT T10/11 HIZZYS - RIDER OK
13:13:54	NO.26 FALLER AT T16 LODGE - RIDER OK
13:15:03	UPDATE: NO.26 - RIDER TO MEDICAL CENTRE

MCRCB BULLETIN TK117

2023 Bennetts British Superbike Championship - Round 2

2023 Pirelli National Superstock with Santander Consumer Finance

QUALIFYING - Q1 - WEATHER CONDITIONS





QUALIFYING - Q2 - CLASSIFICATION

POS	NO	NAME	NAT	ENTRY	TIME	ON	LAPS	GAP	DIFF	MPH
1	34	Alastair SEELEY	GBR	BMW - SYNETIQ BMW Motorrad	1:47.087	8	8			90.49
2	3	Billy McCONNELL	AUS	Honda - C&L Fairburn Properties Jackson Racing	1:47.297	7	7	0.210	0.210	90.32
3	19	Joe TALBOT	GBR	Honda - JR Performance Racing	1:47.406	8	8	0.319	0.109	90.23
4	4	Dan LINFOOT	GBR	Honda - Optimum Bikes Racing Ltd	1:47.496	7	8	0.409	0.090	90.15
5	75	Alex OLSEN	GBR	Honda - Cumins by Team IWR Honda	1:48.291	7	7	1.204	0.795	89.49
6	5	Richard KERR	IRL	Honda - AMD Motorsport	1:48.361	7	8	1.274	0.070	89.43
7	99	Ben LUXTON	GBR	Honda - Ben Luxton Racing	1:48.806	7	8	1.719	0.445	89.06
8	54	Franco BOURNE	GBR	Honda - Marvel HCL Motorsport	1:48.872	8	8	1.785	0.066	89.01
9	55	Ash BEECH	GBR	Honda - Jones Dorling Racing	1:48.882	8	8	1.795	0.010	89.00
10	8	Lewis ROLLO	GBR	Aprilia - IN Competition / Aprilia	1:49.149	6	6	2.062	0.267	88.78
11	12	Luke HEDGER	GBR	Kawasaki - MAD Racing	1:49.434	8	8	2.347	0.285	88.55
12	23	David ALLINGHAM	GBR	Honda - Milenco by Padgetts Motorcycles	1:49.503	6	7	2.416	0.069	88.50
13	10	Joe SHELDON-SHAW	GBR	Suzuki - Forward Vision Racing	1:50.222	6	7	3.135	0.719	87.92
14	40	Joe FRANCIS	GBR	Kawasaki - STAUFF Fluid Power / GR Motosport	1:50.239	6	8	3.152	0.017	87.91
15	18	Shaun WINFIELD	GBR	Honda - TAG Racing	1:50.261	8	8	3.174	0.022	87.89
16	45	Scott SWANN	GBR	Yamaha - Swann Racing	1:50.384	6	7	3.297	0.123	87.79
17	11	Simon REID	GBR	Honda - C&L Fairburn Properties Jackson Racing	1:51.138	7	8	4.051	0.754	87.20
18	61	Dave SELLERS	GBR	Suzuki - True Heroes Racing	1:51.392	7	7	4.305	0.254	87.00
19	94	Lee WILLIAMS	GBR	Kawasaki - Team Wilo Racing	1:51.597	3	4	4.510	0.205	86.84
20	27	Max SYMONDS	GBR	Yamaha - Symonds Racing	1:51.726	6	7	4.639	0.129	86.74
21	24	Conor CUMMINS	GBR	Honda - Milenco by Padgetts Motorcycles	1:51.839	7	7	4.752	0.113	86.65
22	77	Brent HARRAN	ZAF	Honda - Optimum Bikes Racing Ltd	1:51.928	3	5	4.841	0.089	86.58
23	17	Matty WHELAN	GBR	Suzuki - Milestone by ATS Racing	1:52.316	6	8	5.229	0.388	86.28
24	96	Kieran SMITH	GBR	Honda - Corkie Racing	1:53.396	5	7	6.309	1.080	85.46
25	25	Jorel BOERBOOM	NLD	Kawasaki - G&S Racing	1:53.699	7	7	6.612	0.303	85.23
26	36	Jamie COWARD	GBR	Honda - KTS Racing	1:53.810	5	7	6.723	0.111	85.15
27	51	Brayden ELLIOTT	AUS	Kawasaki - DAO Racing	1:55.572	2	2	8.485	1.762	83.85

QUALIFYING LAPTIME (110.0% of 1:47.087) = 1:57.795

Weather / Track : Rain / Wet

These results are provisional until the conclusion of any judicial and technical matters.

Oulton Park International: 2.6920 miles

Date: 30/04/2023 Start: 13:22 Finish: 13:44

Race Director : Stuart Higgs

Stewards :

Timekeeper : Richard Evans

S. Higgs

R. EVANS

Digitally Approved at 13:58 Sunday, 30 April 2023

Digitally Approved at 13:57 Sunday, 30 April 2023

Results can be found at www.britishsuperbike.com

Printed - 13:49 Sunday, 30 April 2023

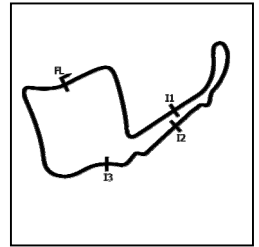


MCRCB BULLETIN TK119

2023 Bennetts British Superbike Championship - Round 2

2023 Pirelli National Superstock with Santander Consumer Finance

QUALIFYING - Q2 - SECTOR ANALYSIS



SECTOR 1 = FL to I1, SECTOR 2 = I1 to I2 SECTOR 3 = I2 to I3, SECTOR 4 = I3 to FL, DIFF = Difference To Personal Best Lap, P = Crossed Finish Line in Pit Lane, D = Time Disallowed

P1 34		Alastair SEELEY				BMW - SYNETIQ BMW Motorrad						
IDEAL LAP TIME : 1:47.087		BEST LAP TIME : 1:47.087				DIFFERENCE : 0.000						
LAP	SECTOR 1	SECTOR 2		SECTOR 3		SECTOR 4		LAP TIME	MPH	DIFF	TIME OF DAY	
1 -	OUTLAP	127.0	34.701	104.2	23.744	113.1	31.443	135.0			13:24:07.530	
2 -	28.135	140.6	32.277	111.8	22.420	121.3	30.534	138.3	1:53.366	85.48	6.279	13:26:00.896
3 -	26.864	147.8	31.782	112.7	22.100	120.9	29.887	138.9	1:50.633	87.59	3.546	13:27:51.529
4 -	OUTLAP	142.1	33.235	111.1	22.419	121.5	30.490	136.6	10:06.166	15.98	8:19.079	13:37:57.695
5 -	27.332	141.2	31.609	114.3	21.719	124.0	29.500	137.7	1:50.160	87.97	3.073	13:39:47.855
6 -	26.339	148.4	31.113	112.2	21.590	124.9	29.454	138.0	1:48.496 (3)	89.32	1.409	13:41:36.351
7 -	26.232	148.4	30.924	112.4	21.472	125.9	29.434	137.5	1:48.062 (2)	89.68	0.975	13:43:24.413
8 -	26.159	148.7	30.598	114.3	21.290	125.4	29.040	138.6	1:47.087 (1)	90.49		13:45:11.500

P2 3		Billy McCONNELL				Honda - C&L Fairburn Properties Jackson Racing						
IDEAL LAP TIME : 1:47.126		BEST LAP TIME : 1:47.297				DIFFERENCE : 0.171						
LAP	SECTOR 1	SECTOR 2		SECTOR 3		SECTOR 4		LAP TIME	MPH	DIFF	TIME OF DAY	
1 -	OUTLAP	138.3	33.972	106.3	22.602	118.5	31.005	131.5			13:25:00.440	
2 -	27.994	139.8	31.416	109.1	22.080	120.4	30.196	133.6	1:51.686	86.77	4.389	13:26:52.126
3 -	OUTLAP	135.5	33.490	105.5	22.937	113.1	30.510	135.8	11:37.147	13.90	9:49.850	13:38:29.273
4 -	28.396	141.2	32.239	110.5	21.713	122.0	29.608	134.2	1:51.956	86.56	4.659	13:40:21.229
5 -	26.554	143.0	30.382	108.0	21.290	124.9	29.087	133.4	1:47.313 (2)	90.30	0.016	13:42:08.542
6 -	26.686	143.3	31.140	111.8	21.693	122.9	29.583	136.9	1:49.102 (3)	88.82	1.805	13:43:57.644
7 -	26.499	142.4	30.405	109.2	21.158	125.9	29.235	133.9	1:47.297 (1)	90.32		13:45:44.941

P3 19		Joe TALBOT				Honda - JR Performance Racing						
IDEAL LAP TIME : 1:47.406		BEST LAP TIME : 1:47.406				DIFFERENCE : 0.000						
LAP	SECTOR 1	SECTOR 2		SECTOR 3		SECTOR 4		LAP TIME	MPH	DIFF	TIME OF DAY	
1 -	OUTLAP	136.9	35.313	106.6	23.727	116.7	31.349	131.8			13:24:03.949	
2 -	28.418	141.5	33.140	110.7	22.642	119.6	30.489	132.8	1:54.689	84.50	7.283	13:25:58.638
3 -	27.368	142.1	32.110	105.6	21.893	122.4	30.010	133.6	1:51.381	87.01	3.975	13:27:50.019
4 -	OUTLAP	144.0	33.033	112.5	22.470	118.7	30.565	133.1	10:08.619	15.92	8:21.213	13:37:58.638
5 -	27.386	148.7	31.742	112.7	21.464	124.2	29.488	136.1	1:50.080	88.03	2.674	13:39:48.718
6 -	26.785	143.7	31.458	113.9	21.547	122.6	29.514	134.7	1:49.304 (3)	88.66	1.898	13:41:38.022
7 -	26.581	146.5	31.008	112.9	21.304	124.7	29.355	134.7	1:48.248 (2)	89.52	0.842	13:43:26.270
8 -	26.420	147.1	30.669	113.5	21.263	124.0	29.054	134.4	1:47.406 (1)	90.23		13:45:13.676

P4 4		Dan LINFOOT				Honda - Optimum Bikes Racing Ltd						
IDEAL LAP TIME : 1:47.396		BEST LAP TIME : 1:47.496				DIFFERENCE : 0.100						
LAP	SECTOR 1	SECTOR 2		SECTOR 3		SECTOR 4		LAP TIME	MPH	DIFF	TIME OF DAY	
1 -	OUTLAP	132.1	35.776	101.5	23.945	111.2	32.159	126.1			13:24:44.359	
2 -	28.723	140.3	33.026	106.8	22.409	119.1	30.529	131.5	1:54.687	84.50	7.191	13:26:39.046
3 -	27.369	144.0	31.569	108.0	21.812	120.4	30.215	131.8	1:50.965	87.33	3.469	13:28:30.011
4 -	OUTLAP	136.9	34.032	106.3	22.799	118.9	30.628	132.6	10:03.391	16.06	8:15.895	13:38:33.402
5 -	27.159	142.7	31.803	109.8	21.592	121.7	29.924	134.2	1:50.478 (3)	87.72	2.982	13:40:23.880
6 -	26.811	144.0	31.458	109.4	21.351	122.9	29.103	135.0	1:48.723 (2)	89.13	1.227	13:42:12.603
7 -	26.454	145.2	30.689	112.5	21.150	124.5	29.203	136.9	1:47.496 (1)	90.15		13:44:00.099
8 -	27.505	140.6	32.270	107.5	22.434	117.7	30.770	128.8	1:52.979	85.77	5.483	13:45:53.078

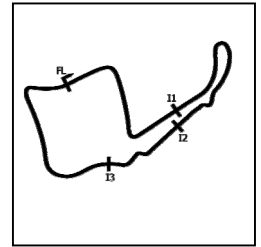
P5 75		Alex OLSEN				Honda - Cumins by Team IWR Honda						
IDEAL LAP TIME : 1:48.291		BEST LAP TIME : 1:48.291				DIFFERENCE : 0.000						
LAP	SECTOR 1	SECTOR 2		SECTOR 3		SECTOR 4		LAP TIME	MPH	DIFF	TIME OF DAY	
1 -	OUTLAP	128.5	35.350	102.7	24.296	108.7	IN PIT		P		13:24:26.134	
2 -	OUTLAP	133.9	33.739	106.1	23.011	116.1	32.288	118.5	2:34.842	62.58	46.551	13:27:00.976
3 -	OUTLAP	135.0	34.455	103.5	23.816	115.3	31.674	129.0	11:27.896	14.08	9:39.605	13:38:28.872
4 -	28.902	138.0	33.091	107.0	22.311	120.0	30.870	129.3	1:55.174	84.14	6.883	13:40:24.046
5 -	27.431	143.7	31.798	110.3	22.084	124.0	29.867	131.5	1:51.180 (3)	87.16	2.889	13:42:15.226
6 -	27.004	144.0	31.497	107.7	21.744	123.1	29.799	132.3	1:50.044 (2)	88.06	1.753	13:44:05.270
7 -	26.770	144.6	30.730	111.4	21.340	124.9	29.451	136.1	1:48.291 (1)	89.49		13:45:53.561

MCRCB BULLETIN TK119

2023 Bennetts British Superbike Championship - Round 2

2023 Pirelli National Superstock with Santander Consumer Finance

QUALIFYING - Q2 - SECTOR ANALYSIS



SECTOR 1 = FL to I1, SECTOR 2 = I1 to I2 SECTOR 3 = I2 to I3, SECTOR 4 = I3 to FL, DIFF = Difference To Personal Best Lap, P = Crossed Finish Line in Pit Lane, D = Time Disallowed

P6		5		Richard KERR				Honda - AMD Motorsport				
IDEAL LAP TIME : 1:48.066		BEST LAP TIME : 1:48.361				DIFFERENCE : 0.295						
LAP	SECTOR 1	SECTOR 2		SECTOR 3		SECTOR 4		LAP TIME	MPH	DIFF	TIME OF DAY	
1 -	OUTLAP	124.2	34.889	108.5	23.927	105.0	31.750	129.5			13:24:05.344	
2 -	28.397	139.5	33.369	77.2	25.158	116.3	31.007	132.3	1:57.931	82.17	9.570	13:26:03.275
3 -	28.138	137.2	32.243	108.9	22.329	115.3	30.687	128.5	1:53.397	85.46	5.036	13:27:56.672
4 -	OUTLAP	140.3	32.853	111.1	22.626	120.9	30.590	134.2	10:01.845	16.10	8:13.484	13:37:58.517
5 -	27.147	140.9	31.166	111.1	21.965	121.7	29.613	134.2	1:49.891 (3)	88.19	1.530	13:39:48.408
6 -	26.821	141.8	30.720	110.1	21.533	122.6	29.711	133.9	1:48.785 (2)	89.08	0.424	13:41:37.193
7 -	26.578	140.6	30.617	110.3	21.533	124.0	29.633	132.1	1:48.361 (1)	89.43		13:43:25.554
8 -	26.632	139.8	30.342	111.4	22.616	119.1	30.609	130.5	1:50.199	87.94	1.838	13:45:15.753

P7		99		Ben LUXTON				Honda - Ben Luxton Racing				
IDEAL LAP TIME : 1:48.703		BEST LAP TIME : 1:48.806				DIFFERENCE : 0.103						
LAP	SECTOR 1	SECTOR 2		SECTOR 3		SECTOR 4		LAP TIME	MPH	DIFF	TIME OF DAY	
1 -	OUTLAP	134.4	34.848	102.9	24.621	107.7	31.653	127.5			13:24:04.949	
2 -	28.217	135.5	32.532	109.8	22.853	115.1	30.631	131.3	1:54.233	84.83	5.427	13:25:59.182
3 -	27.450	140.9	31.654	108.7	22.122	118.3	30.027	133.9	1:51.253	87.11	2.447	13:27:50.435
4 -	OUTLAP	128.5	33.564	104.3	22.808	119.1	30.310	132.3	10:10.370	15.87	8:21.564	13:38:00.805
5 -	27.287	140.3	31.852	111.4	22.097	120.4	29.830	134.7	1:51.066	87.25	2.260	13:39:51.871
6 -	27.073	144.0	31.161	113.9	21.500	123.1	29.607	135.8	1:49.341 (2)	88.63	0.535	13:41:41.212
7 -	27.015	145.2	30.868	111.4	21.401	119.4	29.522	134.4	1:48.806 (1)	89.06		13:43:30.018
8 -	26.912	143.3	31.294	112.7	21.621	120.9	29.847	131.0	1:49.674 (3)	88.36	0.868	13:45:19.692

P8		54		Franco BOURNE				Honda - Marvel HCL Motorsport				
IDEAL LAP TIME : 1:48.872		BEST LAP TIME : 1:48.872				DIFFERENCE : 0.000						
LAP	SECTOR 1	SECTOR 2		SECTOR 3		SECTOR 4		LAP TIME	MPH	DIFF	TIME OF DAY	
1 -	OUTLAP	138.0	34.008	105.3	23.688	112.9	31.325	124.2			13:24:01.641	
2 -	28.830	136.1	32.360	108.4	22.428	119.6	30.489	130.0	1:54.107	84.93	5.235	13:25:55.748
3 -	27.493	141.5	31.514	111.1	21.784	122.6	29.822	130.3	1:50.613	87.61	1.741	13:27:46.361
4 -	OUTLAP	132.6	34.014	107.3	23.154	114.9	31.268	126.3	10:23.830	15.53	8:34.958	13:38:10.191
5 -	27.818	143.0	32.071	112.0	21.922	122.4	29.840	133.6	1:51.651	86.79	2.779	13:40:01.842
6 -	27.177	142.7	31.754	111.6	21.889	123.1	29.603	136.3	1:50.423 (3)	87.76	1.551	13:41:52.265
7 -	27.000	143.0	31.298	108.7	21.657	122.6	29.633	135.8	1:49.588 (2)	88.43	0.716	13:43:41.853
8 -	26.674	143.7	31.212	112.7	21.635	124.9	29.351	126.6	1:48.872 (1)	89.01		13:45:30.725

P9		55		Ash BEECH				Honda - Jones Dorling Racing				
IDEAL LAP TIME : 1:48.882		BEST LAP TIME : 1:48.882				DIFFERENCE : 0.000						
LAP	SECTOR 1	SECTOR 2		SECTOR 3		SECTOR 4		LAP TIME	MPH	DIFF	TIME OF DAY	
1 -	OUTLAP	125.6	36.657	96.6	24.657	112.9	32.126	122.4			13:24:12.575	
2 -	29.024	143.7	32.565	107.7	22.576	119.1	30.669	131.0	1:54.834	84.39	5.952	13:26:07.409
3 -	27.783	143.7	32.013	109.8	21.954	123.8	30.606	113.9	1:52.356	86.25	3.474	13:27:59.765
4 -	OUTLAP	134.4	33.900	107.0	22.844	118.3	30.790	132.3	10:34.171	15.28	8:45.289	13:38:33.936
5 -	27.490	144.3	31.737	109.8	22.235	119.8	30.429	133.1	1:51.891	86.61	3.009	13:40:25.827
6 -	27.060	145.5	31.420	108.4	21.887	123.5	29.882	135.0	1:50.249 (3)	87.90	1.367	13:42:16.076
7 -	27.008	144.3	31.234	109.8	21.651	125.6	29.800	134.2	1:49.693 (2)	88.34	0.811	13:44:05.769
8 -	26.655	145.8	31.028	110.5	21.651	123.1	29.548	135.0	1:48.882 (1)	89.00		13:45:54.651

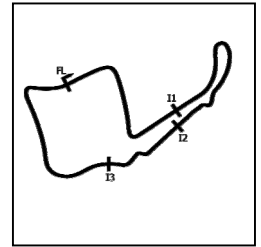
P10		8		Lewis ROLLO				Aprilia - IN Competiion / Aprilia				
IDEAL LAP TIME : 1:49.078		BEST LAP TIME : 1:49.149				DIFFERENCE : 0.071						
LAP	SECTOR 1	SECTOR 2		SECTOR 3		SECTOR 4		LAP TIME	MPH	DIFF	TIME OF DAY	
1 -	OUTLAP	132.8	34.463	107.3	23.502	114.7	31.242	131.3			13:25:03.730	
2 -	28.001	138.3	32.786	107.7	22.439	121.7	30.194	133.6	1:53.420	85.44	4.271	13:26:57.150
3 -	OUTLAP	142.4	32.370	108.4	22.170	123.5	29.728	133.1	12:12.687	13.22	10:23.538	13:39:09.837
4 -	26.628	144.0	31.598	108.2	21.912	122.0	29.624	133.6	1:49.762 (3)	88.29	0.613	13:40:59.599
5 -	26.537	143.3	31.263	108.4	21.846	123.5	29.588	134.7	1:49.234 (2)	88.72	0.085	13:42:48.833
6 -	26.507	143.3	31.306	110.5	21.720	122.2	29.616	135.5	1:49.149 (1)	88.78		13:44:37.982

MCRCB BULLETIN TK119

2023 Bennetts British Superbike Championship - Round 2

2023 Pirelli National Superstock with Santander Consumer Finance

QUALIFYING - Q2 - SECTOR ANALYSIS



SECTOR 1 = FL to I1, SECTOR 2 = I1 to I2 SECTOR 3 = I2 to I3, SECTOR 4 = I3 to FL, DIFF = Difference To Personal Best Lap, P = Crossed Finish Line in Pit Lane, D = Time Disallowed

P11 12		Luke HEDGER						Kawasaki - MAD Racing				
IDEAL LAP TIME : 1:48.829		BEST LAP TIME : 1:49.434				DIFFERENCE : 0.605						
LAP	SECTOR 1	SECTOR 2		SECTOR 3		SECTOR 4		LAP TIME	MPH	DIFF	TIME OF DAY	
1 -	OUTLAP	137.2	35.050	106.6	23.609	113.1	31.898	126.3			13:24:03.100	
2 -	28.419	140.9	32.855	108.9	22.490	114.3	30.899	127.3	1:54.663	84.51	5.229	13:25:57.763
3 -	27.558	136.3	32.798	102.4	23.413	110.0	40.114	97.6	2:03.883	78.22	14.449	13:28:01.646
4 -	OUTLAP	139.5	33.492	108.4	22.936	112.7	31.478	128.3	10:12.136	15.83	8:22.702	13:38:13.782
5 -	27.560	142.4	32.058	107.7	22.199	118.5	30.546	129.5	1:52.363	86.24	2.929	13:40:06.145
6 -	26.750	143.3	31.613	107.8	22.421	117.1	30.184	131.0	1:50.968 (3)	87.33	1.534	13:41:57.113
7 -	26.660	140.3	31.216	107.0	21.724	117.9	30.005	132.3	1:49.605 (2)	88.42	0.171	13:43:46.718
8 -	27.222	143.7	31.259	108.9	21.304	120.6	29.649	131.8	1:49.434 (1)	88.55		13:45:36.152

P12 23		David ALLINGHAM						Honda - Milenco by Padgetts Motorcycles				
IDEAL LAP TIME : 1:49.484		BEST LAP TIME : 1:49.503				DIFFERENCE : 0.019						
LAP	SECTOR 1	SECTOR 2		SECTOR 3		SECTOR 4		LAP TIME	MPH	DIFF	TIME OF DAY	
1 -	OUTLAP	126.3	35.940	104.2	23.829		31.954	127.8			13:25:16.450	
2 -	28.255	142.1	32.620	107.8	22.549		30.233	133.9	1:53.657	85.26	4.154	13:27:10.107
3 -	OUTLAP	135.8	33.850	107.8	23.052		30.938	130.8	11:00.124	14.68	9:10.621	13:38:10.231
4 -	27.421	145.2	31.820	110.9	21.903		30.145	132.6	1:51.289	87.08	1.786	13:40:01.520
5 -	27.101	145.8	31.617	111.8	21.923		29.827	130.3	1:50.468 (3)	87.72	0.965	13:41:51.988
6 -	26.803	146.5	31.293	110.1	21.728		29.679	133.9	1:49.503 (1)	88.50		13:43:41.491
7 -	26.784	144.6	31.302	110.9	22.477		29.732	132.3	1:50.295 (2)	87.86	0.792	13:45:31.786

P13 10		Joe SHELDON-SHAW						Suzuki - Forward Vision Racing				
IDEAL LAP TIME : 1:50.132		BEST LAP TIME : 1:50.222				DIFFERENCE : 0.090						
LAP	SECTOR 1	SECTOR 2		SECTOR 3		SECTOR 4		LAP TIME	MPH	DIFF	TIME OF DAY	
1 -	OUTLAP	138.9	35.103	106.1	23.983	112.4	31.628	128.3			13:24:03.616	
2 -	28.326	141.2	33.085	105.1	23.353	115.7	31.204	128.5	1:55.968	83.56	5.746	13:25:59.584
3 -	27.772	142.7	32.824	109.4	22.433	120.4	30.393	130.5	1:53.422	85.44	3.200	13:27:53.006
4 -	OUTLAP	143.3	32.413	108.9	22.493	114.9	30.607	129.0	10:04.447	16.03	8:14.225	13:37:57.453
5 -	27.300	141.2	31.812	110.0	22.040	122.9	30.001	134.2	1:51.153 (3)	87.18	0.931	13:39:48.606
6 -	26.758	141.2	31.482	110.3	22.045	122.2	29.937	132.3	1:50.222 (1)	87.92		13:41:38.828
7 -	26.832	143.0	31.397	108.2	22.176	120.2	30.141	130.5	1:50.546 (2)	87.66	0.324	13:43:29.374

P14 40		Joe FRANCIS						Kawasaki - STAUFF Fluid Power / GR Motosport				
IDEAL LAP TIME : 1:50.227		BEST LAP TIME : 1:50.239				DIFFERENCE : 0.012						
LAP	SECTOR 1	SECTOR 2		SECTOR 3		SECTOR 4		LAP TIME	MPH	DIFF	TIME OF DAY	
1 -	OUTLAP	131.3	35.082	95.3	24.390	111.8	32.145	122.9			13:24:15.077	
2 -	28.780	136.9	32.782	102.1	22.911	116.7	30.789	128.3	1:55.262	84.08	5.023	13:26:10.339
3 -	27.959	141.8	32.112	105.6	22.437	119.6	30.563	127.5	1:53.071 (3)	85.70	2.832	13:28:03.410
4 -	OUTLAP	138.9	33.578	102.9	23.131	118.1	31.013	123.8	10:31.879	15.33	8:41.640	13:38:35.289
5 -	27.626	141.8	31.926	106.5	22.136	119.6	30.098	129.0	1:51.786 (2)	86.69	1.547	13:40:27.075
6 -	27.206	143.0	31.395	108.0	21.827	120.4	29.811	129.3	1:50.239 (1)	87.91		13:42:17.314
7 -	27.194	142.4	33.908	103.0	22.665	118.9	30.853	128.0	1:54.620	84.55	4.381	13:44:11.934
8 -	29.142	137.7	33.384	99.5	23.666	111.8	32.333	115.1	1:58.525	81.76	8.286	13:46:10.459

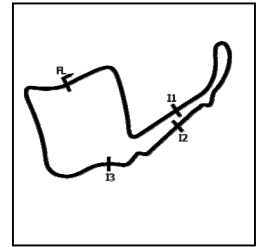
P15 18		Shaun WINFIELD						Honda - TAG Racing				
IDEAL LAP TIME : 1:50.261		BEST LAP TIME : 1:50.261				DIFFERENCE : 0.000						
LAP	SECTOR 1	SECTOR 2		SECTOR 3		SECTOR 4		LAP TIME	MPH	DIFF	TIME OF DAY	
1 -	OUTLAP	121.5	36.111	101.2	24.485	114.1	32.113	123.5			13:24:08.890	
2 -	29.054	131.5	33.624	104.8	22.886	118.1	31.089	128.5	1:56.653	83.07	6.392	13:26:05.543
3 -	27.686	138.3	32.506	107.2	22.465	119.6	31.234	123.3	1:53.891	85.09	3.630	13:27:59.434
4 -	OUTLAP	131.8	33.619	106.3	22.672	117.5	30.822	127.3	10:00.760	16.13	8:10.499	13:38:00.194
5 -	27.439	138.6	31.995	108.5	21.943	121.3	30.509	132.6	1:51.886 (2)	86.61	1.625	13:39:52.080
6 -	27.355	138.0	32.065	107.5	22.063	120.0	30.476	132.1	1:51.959 (3)	86.56	1.698	13:41:44.039
7 -	27.741	137.5	31.944	107.3	21.835	122.6	30.529	133.6	1:52.049	86.49	1.788	13:43:36.088
8 -	27.030	142.4	31.817	109.4	21.539	123.8	29.875	133.9	1:50.261 (1)	87.89		13:45:26.349

MCRCB BULLETIN TK119

2023 Bennetts British Superbike Championship - Round 2

2023 Pirelli National Superstock with Santander Consumer Finance

QUALIFYING - Q2 - SECTOR ANALYSIS



SECTOR 1 = FL to I1, SECTOR 2 = I1 to I2 SECTOR 3 = I2 to I3, SECTOR 4 = I3 to FL, DIFF = Difference To Personal Best Lap, P = Crossed Finish Line in Pit Lane, D = Time Disallowed

P16 45		Scott SWANN				Yamaha - Swann Racing						
IDEAL LAP TIME : 1:49.832		BEST LAP TIME : 1:50.384				DIFFERENCE : 0.552						
LAP	SECTOR 1	SECTOR 2		SECTOR 3		SECTOR 4		LAP TIME	MPH	DIFF	TIME OF DAY	
1 -	OUTLAP	125.6	34.519	107.3	23.589	122.4	31.129	131.5			13:25:14.025	
2 -	28.346	140.9	32.914	109.8	23.141	122.9	30.522	133.1	1:54.923	84.32	4.539	13:27:08.948
3 -	OUTLAP	139.5	33.064	110.1	22.523	125.6	30.755	133.1	10:49.418	14.92	8:59.034	13:37:58.366
4 -	27.555	144.3	32.381	114.1	22.127	125.2	29.881	134.7	1:51.944 (3)	86.57	1.560	13:39:50.310
5 -	26.913	144.3	31.437	114.5	25.070	116.9	30.514	135.2	1:53.934	85.06	3.550	13:41:44.244
6 -	27.036	144.3	31.149	112.7	21.928	127.0	30.271	133.1	1:50.384 (1)	87.79		13:43:34.628
7 -	26.874	144.3	31.836	107.5	22.291	124.9	29.958	130.8	1:50.959 (2)	87.34	0.575	13:45:25.587

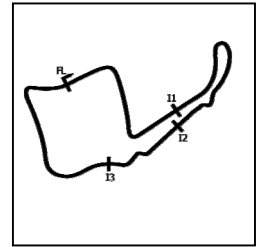
P17 11		Simon REID				Honda - C&L Fairburn Properties Jackson Racing						
IDEAL LAP TIME : 1:50.846		BEST LAP TIME : 1:51.138				DIFFERENCE : 0.292						
LAP	SECTOR 1	SECTOR 2		SECTOR 3		SECTOR 4		LAP TIME	MPH	DIFF	TIME OF DAY	
1 -	OUTLAP	136.3	32.648	109.4	22.230	117.1	31.324	121.3				13:24:25.460
2 -	28.100	140.6	32.233	109.2	22.284	118.5	30.800	127.5	1:53.417	85.44	2.279	13:26:18.877
3 -	27.476	141.2	31.769	111.4	21.986	118.9	30.642	122.4	1:51.873	86.62	0.735	13:28:10.750
4 -	OUTLAP	133.4	33.176	105.0	23.152	114.7	31.359	127.8	10:25.147	15.50	8:34.009	13:38:35.897
5 -	27.980	140.3	32.307	112.0	22.299	118.9	30.922	127.8	1:53.508	85.37	2.370	13:40:29.405
6 -	27.311	139.5	31.778	111.2	22.062	119.4	30.706	125.9	1:51.857 (3)	86.64	0.719	13:42:21.262
7 -	27.153	142.7	31.647	109.8	22.179	120.4	30.159	128.3	1:51.138 (1)	87.20		13:44:12.400
8 -	27.278	143.3	31.901	110.3	21.887	120.4	30.592	124.0	1:51.658 (2)	86.79	0.520	13:46:04.058

P18 61		Dave SELLERS				Suzuki - True Heroes Racing						
IDEAL LAP TIME : 1:51.012		BEST LAP TIME : 1:51.392				DIFFERENCE : 0.380						
LAP	SECTOR 1	SECTOR 2		SECTOR 3		SECTOR 4		LAP TIME	MPH	DIFF	TIME OF DAY	
1 -	OUTLAP	123.1	34.015	104.8	22.679	116.9	31.117	128.0				13:24:50.571
2 -	27.990	138.3	32.242	109.4	22.090	117.5	30.860	126.6	1:53.182	85.62	1.790	13:26:43.753
3 -	OUTLAP	128.8	33.868	108.5	22.953	115.1	31.119	128.0	11:36.055	13.92	9:44.663	13:38:19.808
4 -	27.891	133.9	32.189	108.7	22.185	119.1	30.667	128.0	1:52.932 (3)	85.81	1.540	13:40:12.740
5 -	27.753	133.9	32.539	105.1	22.835	118.3	30.173	129.5	1:53.300	85.53	1.908	13:42:06.040
6 -	27.272	131.8	31.871	106.0	21.942	120.6	30.375	128.0	1:51.460 (2)	86.94	0.068	13:43:57.500
7 -	27.347	135.5	31.712	107.7	22.247	118.3	30.086	129.3	1:51.392 (1)	87.00		13:45:48.892

P19 94		Lee WILLIAMS				Kawasaki - Team Wilo Racing						
IDEAL LAP TIME : 1:51.474		BEST LAP TIME : 1:51.597				DIFFERENCE : 0.123						
LAP	SECTOR 1	SECTOR 2		SECTOR 3		SECTOR 4		LAP TIME	MPH	DIFF	TIME OF DAY	
1 -	OUTLAP	134.2	33.840	104.6	22.900	119.1	30.551	130.5				13:38:39.469
2 -	27.932	138.9	32.124	108.5	22.205	122.6	30.142	130.8	1:52.403 (2)	86.21	0.806	13:40:31.872
3 -	27.672	139.2	31.825	108.5	21.875	121.7	30.225	130.8	1:51.597 (1)	86.84		13:42:23.469
4 -	27.632	140.1	31.948	108.7	22.306	117.3		IN PIT	1:58.253 P	81.95	6.656	13:44:21.722

P20 27		Max SYMONDS				Yamaha - Symonds Racing						
IDEAL LAP TIME : 1:51.411		BEST LAP TIME : 1:51.726				DIFFERENCE : 0.315						
LAP	SECTOR 1	SECTOR 2		SECTOR 3		SECTOR 4		LAP TIME	MPH	DIFF	TIME OF DAY	
1 -	OUTLAP	135.0	34.423	101.9	23.158	118.5	31.114	122.9				13:25:53.058
2 -	27.830	141.5	32.426	107.2	22.121	120.0	30.756	125.6	1:53.133	85.66	1.407	13:27:46.191
3 -	OUTLAP	134.2	33.520	108.0	22.698	117.5	30.958	128.3	10:16.024	15.73	8:24.298	13:38:02.215
4 -	27.654	140.3	32.165	106.3	22.175	119.6	30.491	127.5	1:52.485 (3)	86.15	0.759	13:39:54.700
5 -	27.813	140.3	31.926	108.2	22.158	120.6	30.642	129.0	1:52.539	86.11	0.813	13:41:47.239
6 -	27.344	142.1	31.759	108.4	21.888	122.0	30.735	127.0	1:51.726 (1)	86.74		13:43:38.965
7 -	27.561	141.8	31.917	109.6	21.900	123.8	30.420	120.4	1:51.798 (2)	86.68	0.072	13:45:30.763

QUALIFYING - Q2 - SECTOR ANALYSIS



SECTOR 1 = FL to I1, SECTOR 2 = I1 to I2 SECTOR 3 = I2 to I3, SECTOR 4 = I3 to FL, DIFF = Difference To Personal Best Lap, P = Crossed Finish Line in Pit Lane, D = Time Disallowed

P21 24		Conor CUMMINS				Honda - Milenco by Padgetts Motorcycles						
IDEAL LAP TIME : 1:51.662		BEST LAP TIME : 1:51.839				DIFFERENCE : 0.177						
LAP	SECTOR 1	SECTOR 2		SECTOR 3		SECTOR 4		LAP TIME	MPH	DIFF	TIME OF DAY	
1 -	OUTLAP	115.5	38.787	93.2	27.142	100.3	36.077	112.9			13:25:30.877	
2 -	31.747	130.8	35.974	102.6	24.585	109.6	32.679	125.2	2:04.985	77.53	13.146	13:27:35.862
3 -	OUTLAP	129.3	35.813	104.8	24.301	113.7	32.431	124.2	10:40.709	15.12	8:48.870	13:38:16.571
4 -	28.602	139.8	33.151	107.0	22.869	119.1	31.071	129.5	1:55.693	83.76	3.854	13:40:12.264
5 -	27.916	140.9	32.688	108.9	23.279	115.1	30.788	131.5	1:54.671 (3)	84.51	2.832	13:42:06.935
6 -	27.233	141.8	32.069	111.8	22.286	124.0	30.349	131.8	1:51.937 (2)	86.57	0.098	13:43:58.872
7 -	27.153	142.1	31.934	112.0	22.226	121.7	30.526	129.0	1:51.839 (1)	86.65		13:45:50.711

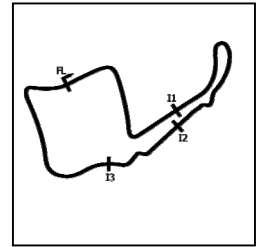
P22 77		Brent HARRAN				Honda - Optimum Bikes Racing Ltd						
IDEAL LAP TIME : 1:51.415		BEST LAP TIME : 1:51.928				DIFFERENCE : 0.513						
LAP	SECTOR 1	SECTOR 2		SECTOR 3		SECTOR 4		LAP TIME	MPH	DIFF	TIME OF DAY	
1 -	OUTLAP	130.3	35.708	102.2	23.915	113.3	32.090	127.5			13:24:44.516	
2 -	28.664	141.2	33.175	107.3	22.420	121.1	30.420	132.8	1:54.679 (3)	84.50	2.751	13:26:39.195
3 -	27.558	142.4	32.192	106.8	21.930	124.0	30.248	130.5	1:51.928 (1)	86.58		13:28:31.123
4 -	OUTLAP	138.3	33.063	103.5	22.947	115.9	30.852	129.8	10:14.814	15.76	8:22.886	13:38:45.937
5 -	27.929	141.5	31.934	106.1	22.129	119.4	30.106	131.3	1:52.098 (2)	86.45	0.170	13:40:38.035

P23 17		Matty WHELAN				Suzuki - Milestone by ATS Racing						
IDEAL LAP TIME : 1:51.733		BEST LAP TIME : 1:52.316				DIFFERENCE : 0.583						
LAP	SECTOR 1	SECTOR 2		SECTOR 3		SECTOR 4		LAP TIME	MPH	DIFF	TIME OF DAY	
1 -	OUTLAP	136.3	32.703	105.1	22.735	114.1	31.652	120.4			13:24:25.556	
2 -	28.526	134.7	32.532	107.8	22.443	119.4	31.185	126.8	1:54.686	84.50	2.370	13:26:20.242
3 -	27.655	137.2	32.150	107.0	22.269	117.9	30.970	126.8	1:53.044 (3)	85.73	0.728	13:28:13.286
4 -	OUTLAP	131.3	33.178	106.3	23.047	115.9	31.296	129.5	10:22.904	15.55	8:30.588	13:38:36.190
5 -	28.055	138.9	32.398	106.8	22.557	121.7	30.659	129.0	1:53.669	85.25	1.353	13:40:29.859
6 -	27.607	139.8	31.974	107.3	22.216	121.5	30.519	126.6	1:52.316 (1)	86.28		13:42:22.175
7 -	27.755	139.2	31.718	109.1	22.462	113.9	31.259	128.5	1:53.194	85.61	0.878	13:44:11.408
8 -	27.330	137.5	31.946	104.5	22.166	111.6	31.284	127.8	1:52.726 (2)	85.97	0.410	13:46:08.095

P24 96		Kieran SMITH				Honda - Corkie Racing						
IDEAL LAP TIME : 1:52.704		BEST LAP TIME : 1:53.396				DIFFERENCE : 0.692						
LAP	SECTOR 1	SECTOR 2		SECTOR 3		SECTOR 4		LAP TIME	MPH	DIFF	TIME OF DAY	
1 -	OUTLAP	133.6	35.346	106.0	23.176	116.5	32.256	124.5			13:25:01.098	
2 -	28.830	139.2	33.433	106.3	22.739	116.5	31.073	125.9	1:56.075	83.49	2.679	13:26:57.173
3 -	OUTLAP	133.1	35.477	104.3	24.047	115.5	32.092	125.9	11:30.932	14.02	9:37.536	13:38:28.105
4 -	28.587	139.5	33.078	110.0	22.166	119.8	30.622	127.5	1:54.453 (3)	84.67	1.057	13:40:22.558
5 -	27.858	143.3	32.696	108.9	22.417	120.4	30.425	131.5	1:53.396 (1)	85.46		13:42:15.954
6 -	27.477	144.0	34.134	105.6	22.719	117.7	31.124	128.8	1:55.454	83.94	2.058	13:44:11.408
7 -	27.881	141.2	32.826	111.1	22.241	118.5	31.039	129.0	1:53.987 (2)	85.02	0.591	13:46:05.395

P25 25		Jorel BOERBOOM				Kawasaki - G&S Racing						
IDEAL LAP TIME : 1:53.487		BEST LAP TIME : 1:53.699				DIFFERENCE : 0.212						
LAP	SECTOR 1	SECTOR 2		SECTOR 3		SECTOR 4		LAP TIME	MPH	DIFF	TIME OF DAY	
1 -	OUTLAP	125.4	34.937	103.8	23.678	104.2	32.419	129.0			13:24:06.649	
2 -	28.585	137.5	33.648	105.6	22.945	115.1	31.373	129.0	1:56.551	83.15	2.852	13:26:03.200
3 -	28.544	138.0	33.021	104.6	22.742	116.3	31.437	126.1	1:55.744	83.73	2.045	13:27:58.944
4 -	OUTLAP	133.6	33.420	104.8	23.014	115.5	31.381	128.5	10:53.748	14.82	9:00.049	13:38:52.692
5 -	28.262	140.3	32.423	106.0	22.310	118.9	30.926	129.3	1:53.921 (2)	85.07	0.222	13:40:46.613
6 -	28.007	139.2	32.483	107.3	22.786	116.1	30.984	129.5	1:54.260 (3)	84.81	0.561	13:42:40.873
7 -	28.034	138.6	32.244	108.0	22.410	116.1	31.011	129.8	1:53.699 (1)	85.23		13:44:34.572

QUALIFYING - Q2 - SECTOR ANALYSIS



SECTOR 1 = FL to I1, SECTOR 2 = I1 to I2 SECTOR 3 = I2 to I3, SECTOR 4 = I3 to FL, DIFF = Difference To Personal Best Lap, P = Crossed Finish Line in Pit Lane, D = Time Disallowed

P26 36		Jamie COWARD				Honda - KTS Racing						
IDEAL LAP TIME : 1:53.350		BEST LAP TIME : 1:53.810				DIFFERENCE : 0.460						
LAP	SECTOR 1	SECTOR 2		SECTOR 3		SECTOR 4		LAP TIME	MPH	DIFF	TIME OF DAY	
1 -	OUTLAP	129.0	34.533	103.5	23.045	116.1	32.553	122.0			13:25:10.360	
2 -	28.789	133.6	32.956	105.1	22.352	117.5	31.275	125.6	1:55.372	84.00	1.562	13:27:05.732
3 -	OUTLAP	127.5	34.229	104.8	22.795	117.1	31.654	123.8	10:58.564	14.71	9:04.754	13:38:04.296
4 -	28.162	135.0	32.673	105.3	22.171	120.0	30.885	126.1	1:53.891 (3)	85.09	0.081	13:39:58.187
5 -	27.965	137.2	32.329	106.6	22.477	120.0	31.039	125.4	1:53.810 (1)	85.15		13:41:51.997
6 -	28.112	135.2	32.411	107.7	22.238	120.4	31.117	126.3	1:53.878 (2)	85.10	0.068	13:43:45.875
7 -	30.006	128.8	34.187	103.2	22.625	117.3	IN PIT		2:11.127 P	73.90	17.317	13:45:57.002

P27 51		Brayden ELLIOTT				Kawasaki - DAO Racing						
IDEAL LAP TIME : 1:53.005		BEST LAP TIME : 1:55.572				DIFFERENCE : 2.567						
LAP	SECTOR 1	SECTOR 2		SECTOR 3		SECTOR 4		LAP TIME	MPH	DIFF	TIME OF DAY	
1 -	OUTLAP	130.0	35.149	106.0	24.083	106.0	32.295	122.4			13:24:05.737	
2 -	28.707	136.3	32.560	107.7	22.786	113.5	31.519	129.5	1:55.572 (1)	83.85		13:26:01.309

MCRCB BULLETIN TK120

2023 Bennetts British Superbike Championship - Round 2

2023 Pirelli National Superstock with Santander Consumer Finance

QUALIFYING - Q2 - BEST SECTORS

SECTOR 1				SECTOR 2				SECTOR 3				SECTOR 4				IDEAL / BEST COMPARISON			
POS	NO	NAME	TIME	NO	NAME	TIME	NO	NAME	TIME	NO	NAME	TIME	POS	NO	NAME	IDEAL	BEST	DIFF	
1	34	SEELEY	26.159	5	KERR	30.342	4	LINFOOT	21.150	34	SEELEY	29.040	1	34	SEELEY	1:47.087	1:47.087	0.000	
2	19	TALBOT	26.420	3	McCONNNE	30.382	3	McCONNNE	21.158	19	TALBOT	29.054	2	3	McCONNELL	1:47.126	1:47.297	0.171	
3	4	LINFOOT	26.454	34	SEELEY	30.598	19	TALBOT	21.263	3	McCONNNE	29.087	3	4	LINFOOT	1:47.396	1:47.496	0.100	
4	3	McCONNNE	26.499	19	TALBOT	30.669	34	SEELEY	21.290	4	LINFOOT	29.103	4	19	TALBOT	1:47.406	1:47.406	0.000	
5	8	ROLLO	26.507	4	LINFOOT	30.689	12	HEDGER	21.304	54	BOURNE	29.351	5	5	KERR	1:48.066	1:48.361	0.295	
6	5	KERR	26.578	75	OLSEN	30.730	75	OLSEN	21.340	75	OLSEN	29.451	6	75	OLSEN	1:48.291	1:48.291	0.000	
7	55	BEECH	26.655	99	LUXTON	30.868	99	LUXTON	21.401	99	LUXTON	29.522	7	99	LUXTON	1:48.703	1:48.806	0.103	
8	12	HEDGER	26.660	55	BEECH	31.028	5	KERR	21.533	55	BEECH	29.548	8	12	HEDGER	1:48.829	1:49.434	0.605	
9	54	BOURNE	26.674	45	SWANN	31.149	18	WINFIEL	21.539	8	ROLLO	29.588	9	54	BOURNE	1:48.872	1:48.872	0.000	
10	10	SHELDON	26.758	54	BOURNE	31.212	54	BOURNE	21.635	5	KERR	29.613	10	55	BEECH	1:48.882	1:48.882	0.000	
11	75	OLSEN	26.770	12	HEDGER	31.216	55	BEECH	21.651	12	HEDGER	29.649	11	8	ROLLO	1:49.078	1:49.149	0.071	
12	23	ALLINGH	26.784	8	ROLLO	31.263	8	ROLLO	21.720	23	ALLINGH	29.679	12	23	ALLINGHAM	1:49.484	1:49.503	0.019	
13	45	SWANN	26.874	23	ALLINGH	31.293	23	ALLINGH	21.728	40	FRANCIS	29.811	13	45	SWANN	1:49.832	1:50.384	0.552	
14	99	LUXTON	26.912	40	FRANCIS	31.395	40	FRANCIS	21.827	18	WINFIEL	29.875	14	10	SHELDON-SHAW	1:50.132	1:50.222	0.090	
15	18	WINFIEL	27.030	10	SHELDON	31.397	94	WILLIAM	21.875	45	SWANN	29.881	15	40	FRANCIS	1:50.227	1:50.239	0.012	
16	11	REID	27.153	51	ELLIOTT	31.560	11	REID	21.887	10	SHELDON	29.937	16	18	WINFIELD	1:50.261	1:50.261	0.000	
17	24	CUMMINS	27.153	11	REID	31.647	27	SYMONDS	21.888	61	SELLERS	30.086	17	11	REID	1:50.846	1:51.138	0.292	
18	40	FRANCIS	27.194	61	SELLERS	31.712	45	SWANN	21.928	77	HARRAN	30.106	18	61	SELLERS	1:51.012	1:51.392	0.380	
19	61	SELLERS	27.272	17	WHELAN	31.718	77	HARRAN	21.930	94	WILLIAM	30.142	19	27	SYMONDS	1:51.411	1:51.726	0.315	
20	17	WHELAN	27.330	27	SYMONDS	31.759	61	SELLERS	21.942	11	REID	30.159	20	77	HARRAN	1:51.415	1:51.928	0.513	
21	27	SYMONDS	27.344	18	WINFIEL	31.817	10	SHELDON	22.040	24	CUMMINS	30.349	21	94	WILLIAMS	1:51.474	1:51.597	0.123	
22	77	HARRAN	27.445	94	WILLIAM	31.825	96	SMITH	22.106	27	SYMONDS	30.420	22	24	CUMMINS	1:51.662	1:51.839	0.177	
23	96	SMITH	27.477	24	CUMMINS	31.934	17	WHELAN	22.166	96	SMITH	30.425	23	17	WHELAN	1:51.733	1:52.316	0.583	
24	94	WILLIAM	27.632	77	HARRAN	31.934	36	COWARD	22.171	17	WHELAN	30.519	24	96	SMITH	1:52.704	1:53.396	0.692	
25	51	ELLIOTT	27.742	25	BOERBOO	32.244	51	ELLIOTT	22.184	36	COWARD	30.885	25	51	ELLIOTT	1:53.005	1:55.572	2.567	
26	36	COWARD	27.965	36	COWARD	32.329	24	CUMMINS	22.226	25	BOERBOO	30.926	26	36	COWARD	1:53.350	1:53.810	0.460	
27	25	BOERBOO	28.007	96	SMITH	32.696	25	BOERBOO	22.310	51	ELLIOTT	31.519	27	25	BOERBOOM	1:53.487	1:53.699	0.212	

PERFECT LAP 1:46.691

MCRCB BULLETIN TK121**2023 Bennetts British Superbike Championship - Round 2****2023 Pirelli National Superstock with Santander Consumer Finance****QUALIFYING - Q2 - BEST SPEEDS**

POS	INTERMEDIATE 1			INTERMEDIATE 2			INTERMEDIATE 3			FINISH LINE		
	NO	NAME	MPH	NO	NAME	MPH	NO	NAME	MPH	NO	NAME	MPH
1	34	SEELEY	149.1	45	SWANN	114.5	45	SWANN	127.0	34	SEELEY	138.9
2	19	TALBOT	148.7	34	SEELEY	114.3	34	SEELEY	125.9	3	McCONNELL	136.9
3	23	ALLINGHAM	146.5	19	TALBOT	113.9	3	McCONNELL	125.9	4	LINFOOT	136.9
4	55	BEECH	145.8	99	LUXTON	113.9	55	BEECH	125.6	54	BOURNE	136.3
5	4	LINFOOT	145.2	54	BOURNE	112.7	75	OLSEN	124.9	19	TALBOT	136.1
6	99	LUXTON	145.2	4	LINFOOT	112.5	54	BOURNE	124.9	75	OLSEN	136.1
7	96	SMITH	144.9	11	REID	112.0	19	TALBOT	124.7	99	LUXTON	135.8
8	75	OLSEN	144.6	24	CUMMINS	112.0	4	LINFOOT	124.5	8	ROLLO	135.5
9	45	SWANN	144.3	3	McCONNELL	111.8	5	KERR	124.0	45	SWANN	135.2
10	8	ROLLO	144.0	23	ALLINGHAM	111.8	24	CUMMINS	124.0	55	BEECH	135.0
11	3	McCONNELL	143.7	75	OLSEN	111.4	77	HARRAN	124.0	5	KERR	134.2
12	54	BOURNE	143.7	5	KERR	111.4	18	WINFIELD	123.8	10	SHELDON-SHAW	134.2
13	12	HEDGER	143.7	96	SMITH	111.1	27	SYMONDS	123.8	23	ALLINGHAM	133.9
14	10	SHELDON-SHAW	143.3	55	BEECH	110.5	8	ROLLO	123.5	18	WINFIELD	133.9
15	11	REID	143.3	8	ROLLO	110.5	99	LUXTON	123.1	77	HARRAN	132.8
16	40	FRANCIS	143.0	10	SHELDON-SHAW	110.3	10	SHELDON-SHAW	122.9	12	HEDGER	132.3
17	18	WINFIELD	142.4	27	SYMONDS	109.6	94	WILLIAMS	122.6	24	CUMMINS	131.8
18	27	SYMONDS	142.4	18	WINFIELD	109.4	17	WHELAN	121.7	96	SMITH	131.5
19	77	HARRAN	142.4	61	SELLERS	109.4	12	HEDGER	120.6	94	WILLIAMS	130.8
20	24	CUMMINS	142.1	51	ELLIOTT	109.4	61	SELLERS	120.6	25	BOERBOOM	129.8
21	5	KERR	141.8	17	WHELAN	109.1	40	FRANCIS	120.4	61	SELLERS	129.5
22	25	BOERBOOM	141.5	12	HEDGER	108.9	11	REID	120.4	17	WHELAN	129.5
23	94	WILLIAMS	140.1	94	WILLIAMS	108.7	96	SMITH	120.4	51	ELLIOTT	129.5
24	17	WHELAN	139.8	40	FRANCIS	108.0	36	COWARD	120.4	40	FRANCIS	129.3
25	51	ELLIOTT	139.5	25	BOERBOOM	108.0	25	BOERBOOM	118.9	27	SYMONDS	129.0
26	61	SELLERS	138.3	36	COWARD	107.7	51	ELLIOTT	116.9	11	REID	128.3
27	36	COWARD	137.2	77	HARRAN	107.3				36	COWARD	126.3

MCRCB BULLETIN TK122

2023 Bennetts British Superbike Championship - Round 2

2023 Pirelli National Superstock with Santander Consumer Finance

QUALIFYING - Q2 - STATISTICS

Competitors Started 27
Planned Start 2023-04-30 @ 13:22:00.000
Actual Start 2023-04-30 @ 13:22:01.571
Finish Time 2023-04-30 @ 13:44:28.123
Track Length 2.6920mi.
Total Laps 190
Total Distance Covered 511.4854mi.

Session Fastest Lap History

NO	NAME	LAP TIME	TIME OF DAY	LAP	VEHICLE
54	Franco BOURNE	1:54.107	13:25:55.748	2	Honda
34	Alastair SEELEY	1:53.366	13:26:00.896	2	BMW
61	Dave SELLERS	1:53.182	13:26:43.753	2	Suzuki
3	Billy McCONNELL	1:51.686	13:26:52.126	2	Honda
54	Franco BOURNE	1:50.613	13:27:46.361	3	Honda
34	Alastair SEELEY	1:50.160	13:39:47.855	5	BMW
5	Richard KERR	1:49.891	13:39:48.408	5	Honda
8	Lewis ROLLO	1:49.762	13:40:59.599	4	Aprilia
34	Alastair SEELEY	1:48.496	13:41:36.351	6	BMW
3	Billy McCONNELL	1:47.313	13:42:08.542	5	Honda
34	Alastair SEELEY	1:47.087	13:45:11.500	8	BMW

Flag History

TYPE	TIME OF DAY
GREEN	13:22:01.571
RED	13:28:35.836
GREEN	13:36:02.388
FINISH	13:44:28.123

Flag Statistics

TYPE	COUNT	TOTAL LAPS	TOTAL TIME
Green	2	8	19:05.380
Red	1	0	7:26.551
Safety Car	0	0	0.000
FCY	0	0	0.000

MCRCB BULLETIN TK123

2023 Bennetts British Superbike Championship - Round 2

2023 Pirelli National Superstock with Santander Consumer Finance

QUALIFYING - Q2 - SESSION NOTES

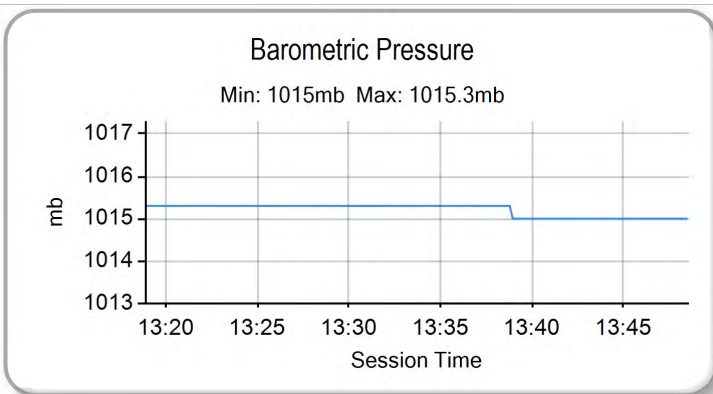
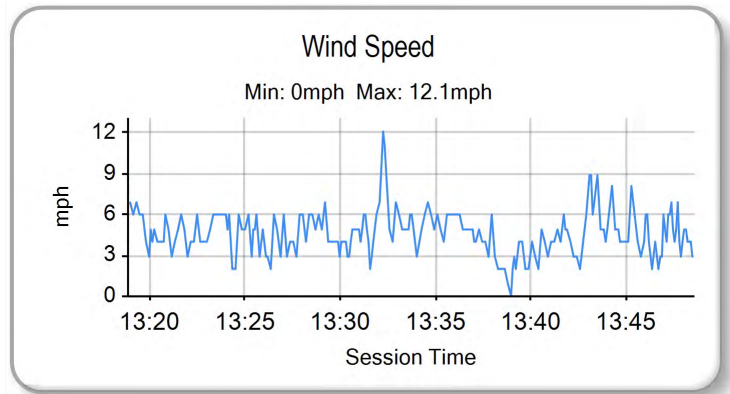
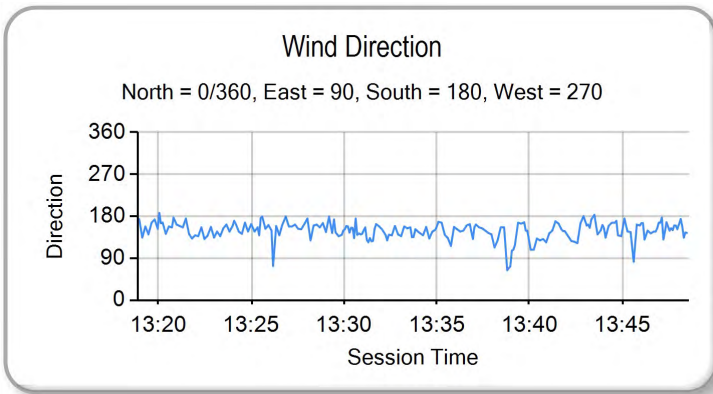
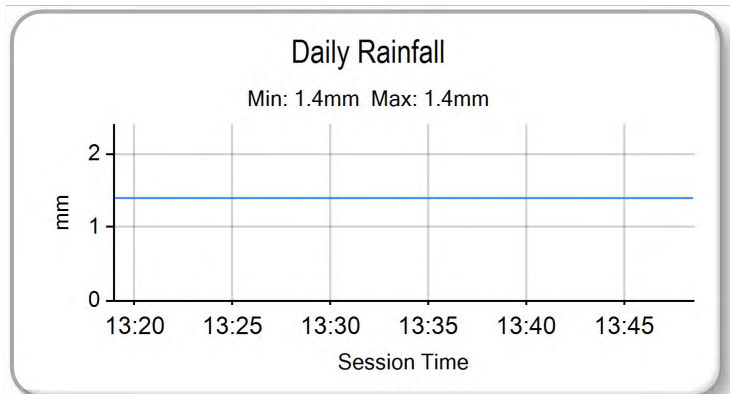
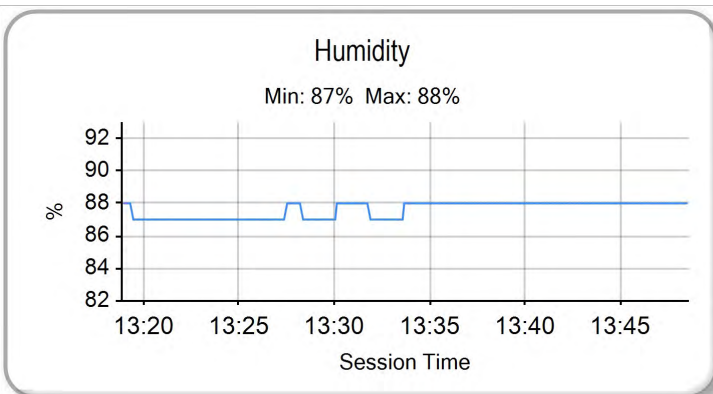
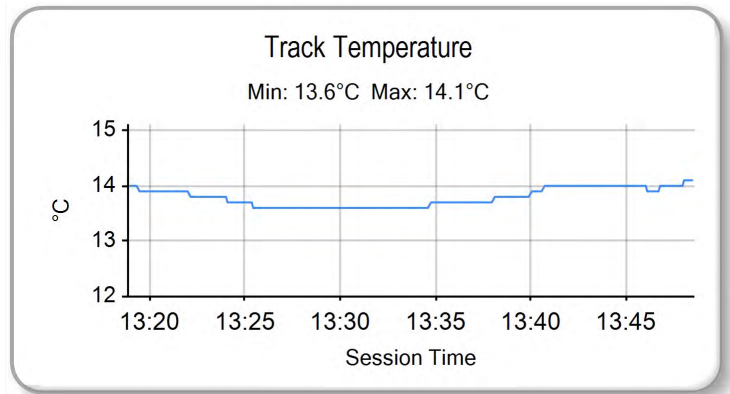
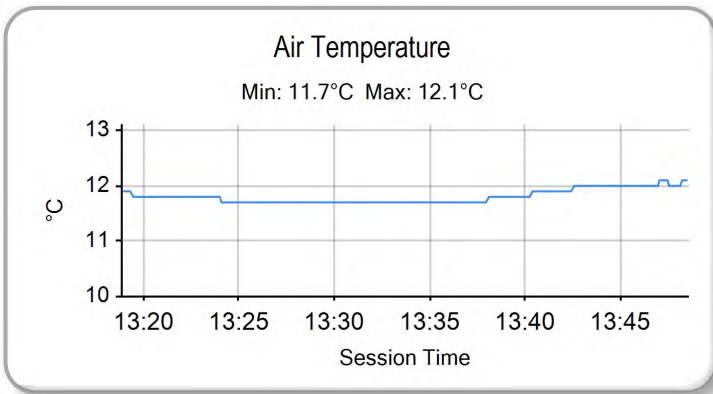
TIME	MESSAGE
13:21:09	TIME TO PITLANEOPEN: 1 MINUTE
13:21:15	TIME TO PITLANE OPEN: 1 MINUTE
13:28:41	NO.51 FALLER AT T16 LODGE - RIDER BEING ASSESSED
13:29:32	UPDATE: NO.51 - RIDER TO MEDICAL CENTRE
13:30:36	NO.54 FALLER AT T7/8/9 BRITTENS - RIDER OK
13:34:07	SESSION WILL RESTART AT 13:36
13:43:30	NO.77 FALLER AT T16 LODGE - RIDER BEING ASSESSED
13:44:19	UPDATE: NO.77 - RIDER TO MEDICAL CENTRE
13:44:39	CHEQUERED FLAG
13:47:56	BSS/GP2 QUALIFYING 1 STARTS AT 13:50

MCRCB BULLETIN TK124

2023 Bennetts British Superbike Championship - Round 2

2023 Pirelli National Superstock with Santander Consumer Finance

QUALIFYING - Q2 - WEATHER CONDITIONS



QUALIFYING - CLASSIFICATION



POS	NO	NAME	NAT	ENTRY	Q1	Q2
1	34	Alastair SEELEY	GBR	BMW - SYNETIQ BMW Motorrad		1:47.087
2	3	Billy McCONNELL	AUS	Honda - C&L Fairburn Properties Jackson Racing		1:47.297
3	19	Joe TALBOT	GBR	Honda - JR Performance Racing		1:47.406
4	4	Dan LINFOOT	GBR	Honda - Optimum Bikes Racing Ltd		1:47.496
5	75	Alex OLSEN	GBR	Honda - Cumins by Team IWR Honda		1:48.291
6	5	Richard KERR	IRL	Honda - AMD Motorsport		1:48.361
7	99	Ben LUXTON	GBR	Honda - Ben Luxton Racing		1:48.806
8	54	Franco BOURNE	GBR	Honda - Marvel HCL Motorsport		1:48.872
9	55	Ash BEECH	GBR	Honda - Jones Dorling Racing		1:48.882
10	8	Lewis ROLLO	GBR	Aprilia - IN Competition / Aprilia		1:49.149
11	12	Luke HEDGER	GBR	Kawasaki - MAD Racing		1:49.434
12	23	David ALLINGHAM	GBR	Honda - Milenco by Padgetts Motorcycles		1:49.503
13	10	Joe SHELDON-SHAW	GBR	Suzuki - Forward Vision Racing		1:50.222
14	40	Joe FRANCIS	GBR	Kawasaki - STAUFF Fluid Power / GR Motosport		1:50.239
15	18	Shaun WINFIELD	GBR	Honda - TAG Racing		1:50.261
16	45	Scott SWANN	GBR	Yamaha - Swann Racing	1:53.412	1:50.384
17	11	Simon REID	GBR	Honda - C&L Fairburn Properties Jackson Racing	1:52.232	1:51.138
18	61	Dave SELLERS	GBR	Suzuki - True Heroes Racing	1:53.709	1:51.392
19	94	Lee WILLIAMS	GBR	Kawasaki - Team Wilo Racing	1:53.328	1:51.597
20	27	Max SYMONDS	GBR	Yamaha - Symonds Racing	1:53.715	1:51.726
21	24	Conor CUMMINS	GBR	Honda - Milenco by Padgetts Motorcycles		1:51.839
22	77	Brent HARRAN	ZAF	Honda - Optimum Bikes Racing Ltd		1:51.928
23	17	Matty WHELAN	GBR	Suzuki - Milestone by ATS Racing	1:52.884	1:52.316
24	96	Kieran SMITH	GBR	Honda - Corkie Racing	1:54.481	1:53.396
25	25	Jorel BOERBOOM	NLD	Kawasaki - G&S Racing	1:53.620	1:53.699
26	36	Jamie COWARD	GBR	Honda - KTS Racing	1:54.901	1:53.810
27	51	Brayden ELLIOTT	AUS	Kawasaki - DAO Racing		1:55.572
28	59	Matt TRUELOVE	GBR	Honda - TAG Racing	1:55.092	
29	57	Richard WHITE	GBR	BMW - Trackdudes powered by Hilltop Motorcycles	1:55.409	
30	35	Stephen SMITH	GBR	Honda - Slipps Road Racing	1:56.361	
31	37	James HILLIER	GBR	Yamaha - LAMI OMG Racing Yamaha	1:56.480	
32	39	Max MORGAN	GBR	Kawasaki - MSS Performance	1:56.496	
33	50	Michael EVANS	GBR	Suzuki - Michael Evans Racing	1:56.717	
34	15	Nathan HARRISON	GBR	Honda - Honda Racing UK	1:56.769	
35	90	Rory PARKER	GBR	Suzuki - RP Racing	1:57.017	
36	31	Sam COX	GBR	BMW - Sam Cox Racing with Armada Marine Cables	1:57.035	
37	33	Connor THOMSON	GBR	Kawasaki - Sound Advice Hearing Racing	1:57.554	
38	53	Josh WAINWRIGHT	GBR	Honda - JW MOT Centre	1:57.666	
39	22	Dave MACKAY	GBR	Suzuki - True Heroes Racing	1:58.572	
40	26	Joe MOORE	GBR	Suzuki - Clearline Racing	1:58.950	
41	86	Frederico LOPES-REGO	PRT	Yamaha - FLR Racing	1:59.356	
42	80	Callum BEY	GBR	Suzuki - FilterLogic by EightZero Racing	1:59.741	
43	2	John McGUINNESS	GBR	Honda - Honda Racing UK	2:01.757	
44	28	Shane RICHARDSON	NZL	Kawasaki - LDR		
45	6	Craig NEVE	GBR	Honda - Bathams Racing		

Weather / Track : Rain / Wet

Oulton Park International: 2.6920 miles

These results are provisional until the conclusion of any judicial and technical matters.

Race Director : Stuart Higgs <i>S. Higgs</i>	Stewards :	Timekeeper : <i>R. EVANS</i>
<small>Digitally Approved at 13:58 Sunday, 30 April 2023</small>		<small>Digitally Approved at 13:57 Sunday, 30 April 2023</small>

Results can be found at www.britishsuperbike.com

Printed - 13:52 Sunday, 30 April 2023





ROW 14				40	26	Joe MOORE	1:58.950						
ROW 13	39	22	Dave MACKAY	1:58.572	38	53	Josh WAINWRIGHT	1:57.666	37	33	Connor THOMSON	1:57.554	
ROW 12	36	31	Sam COX	1:57.035	35	90	Rory PARKER	1:57.017	34	15	Nathan HARRISON	1:56.769	
ROW 11		33	50	Michael EVANS	1:56.717	32	39	Max MORGAN	1:56.496	31	37	James HILLIER	1:56.480
ROW 10	30	35	Stephen SMITH	1:56.361	29	57	Richard WHITE	1:55.409	28	59	Matt TRUELOVE	1:55.092	
ROW 9		27	51	Brayden ELLIOTT	1:55.572	26	36	Jamie COWARD	1:53.810	25	25	Jorel BOERBOOM	1:53.699
ROW 8	24	96	Kieran SMITH	1:53.396	23	17	Matty WHELAN	1:52.316	22	77	Brent HARRAN	1:51.928	
ROW 7		21	24	Conor CUMMINS	1:51.839	20	27	Max SYMONDS	1:51.726	19	94	Lee WILLIAMS	1:51.597
ROW 6	18	61	Dave SELLERS	1:51.392	17	11	Simon REID	1:51.138	16	45	Scott SWANN	1:50.384	
ROW 5		15	18	Shaun WINFIELD	1:50.261	14	40	Joe FRANCIS	1:50.239	13	10	Joe SHELDON-SHAW	1:50.222
ROW 4	12	23	David ALLINGHAM	1:49.503	11	12	Luke HEDGER	1:49.434	10	8	Lewis ROLLO	1:49.149	
ROW 3		9	55	Ash BEECH	1:48.882	8	54	Franco BOURNE	1:48.872	7	99	Ben LUXTON	1:48.806
ROW 2	6	5	Richard KERR	1:48.361	5	75	Alex OLSEN	1:48.291	4	4	Dan LINFOOT	1:47.496	
ROW 1		3	19	Joe TALBOT	1:47.406	2	3	Billy McCONNELL	1:47.297	1	34	Alastair SEELEY	1:47.087

Pole

Oulton Park International: 2.6920 miles

These results are provisional until the conclusion of any judicial and technical matters.

Race Director : Stuart Higgs <i>S. Higgs</i>	Stewards :	Timekeeper : Richard Evans <i>R. EVANS</i>
<small>Digitally Approved at 14:01 Sunday, 30 April 2023</small>		<small>Digitally Approved at 14:00 Sunday, 30 April 2023</small>

Results can be found at www.britishsuperbike.com

Printed - 13:57 Sunday, 30 April 2023





WARM UP - CLASSIFICATION

POS	NO	NAME	NAT	ENTRY	TIME	ON	LAPS	GAP	DIFF	MPH
1	8	Lewis ROLLO	GBR	Aprilia - IN Competition / Aprilia	1:51.077	5	6			87.24
2	55	Ash BEECH	GBR	Honda - Jones Dorling Racing	1:51.605	5	5	0.528	0.528	86.83
3	59	Matt TRUELOVE	GBR	Honda - TAG Racing	1:51.652	5	6	0.575	0.047	86.79
4	34	Alastair SEELEY	GBR	BMW - SYNETIQ BMW Motorrad	1:51.695	5	6	0.618	0.043	86.76
5	12	Luke HEDGER	GBR	Kawasaki - MAD Racing	1:51.760	5	6	0.683	0.065	86.71
6	75	Alex OLSEN	GBR	Honda - Cumins by Team IWR Honda	1:52.339	4	5	1.262	0.579	86.26
7	94	Lee WILLIAMS	GBR	Kawasaki - Team Wilo Racing	1:52.426	3	6	1.349	0.087	86.20
8	45	Scott SWANN	GBR	Yamaha - Swann Racing	1:52.525	3	6	1.448	0.099	86.12
9	23	David ALLINGHAM	GBR	Honda - Milenco by Padgetts Motorcycles	1:53.135	4	5	2.058	0.610	85.66
10	54	Franco BOURNE	GBR	Honda - Marvel HCL Motorsport	1:53.172	2	3	2.095	0.037	85.63
11	11	Simon REID	GBR	Honda - C&L Fairburn Properties Jackson Racing	1:53.395	3	4	2.318	0.223	85.46
12	40	Joe FRANCIS	GBR	Kawasaki - STAUFF Fluid Power / GR Motosport	1:54.298	2	5	3.221	0.903	84.78
13	57	Richard WHITE	GBR	BMW - Trackdudes powered by Hilltop Motorcycles	1:55.038	3	5	3.961	0.740	84.24
14	2	John McGUINNESS	GBR	Honda - Honda Racing UK	1:55.228	4	5	4.151	0.190	84.10
15	18	Shaun WINFIELD	GBR	Honda - TAG Racing	1:55.338	2	3	4.261	0.110	84.02
16	61	Dave SELLERS	GBR	Suzuki - True Heroes Racing	1:55.676	5	5	4.599	0.338	83.77
17	17	Matty WHELAN	GBR	Suzuki - Milestone by ATS Racing	1:55.978	3	5	4.901	0.302	83.56
18	27	Max SYMONDS	GBR	Yamaha - Symonds Racing	1:56.493	3	5	5.416	0.515	83.19
19	24	Conor CUMMINS	GBR	Honda - Milenco by Padgetts Motorcycles	1:56.686	4	4	5.609	0.193	83.05
20	39	Max MORGAN	GBR	Kawasaki - MSS Performance	1:56.834	4	5	5.757	0.148	82.94
21	51	Brayden ELLIOTT	AUS	Kawasaki - DAO Racing	1:57.225	3	5	6.148	0.391	82.67
22	25	Jorel BOERBOOM	NLD	Kawasaki - G&S Racing	1:57.273	5	5	6.196	0.048	82.63
23	37	James HILLIER	GBR	Yamaha - LAMI OMG Racing Yamaha	1:57.610	4	5	6.533	0.337	82.40
24	31	Sam COX	GBR	BMW - Sam Cox Racing with Armada Marine Cables	1:57.725	5	5	6.648	0.115	82.32
25	15	Nathan HARRISON	GBR	Honda - Honda Racing UK	1:59.260	5	5	8.183	1.535	81.26
26	80	Callum BEY	GBR	Suzuki - FilterLogic by EightZero Racing	2:00.374	5	5	9.297	1.114	80.50
27	35	Stephen SMITH	GBR	Honda - Slipps Road Racing	2:01.596	3	4	10.519	1.222	79.70
28	3	Billy McCONNELL	AUS	Honda - C&L Fairburn Properties Jackson Racing	2:02.623	4	4	11.546	1.027	79.03
29	96	Kieran SMITH	GBR	Honda - Corkie Racing	2:03.653	2	4	12.576	1.030	78.37
30	90	Rory PARKER	GBR	Suzuki - RP Racing	2:07.979	2	3	16.902	4.326	75.72
31	50	Michael EVANS	GBR	Suzuki - Michael Evans Racing	2:11.749	2	4	20.672	3.770	73.55
32	4	Dan LINFOOT	GBR	Honda - Optimum Bikes Racing Ltd			2			
33	26	Joe MOORE	GBR	Suzuki - Clearline Racing			2			
34	86	Frederico LOPES-REGO	PRT	Yamaha - FLR Racing			1			

Weather / Track : Drizzle / Wet

These results are provisional until the conclusion of any judicial and technical matters.

Oulton Park International: 2.6920 miles

Date: 01/05/2023 Start: 09:50 Finish: 10:00

Race Director : Stuart Higgs <i>S. Higgs</i>	Stewards :	Timekeeper : Richard Evans <i>R. EVANS</i>
<small>Digitally Approved at 10:34 Monday, 01 May 2023</small>		<small>Digitally Approved at 10:10 Monday, 01 May 2023</small>

Results can be found at www.britishsuperbike.com

Printed - 10:02 Monday, 01 May 2023

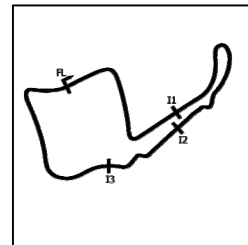


MCRCB BULLETIN TK256

2023 Bennetts British Superbike Championship - Round 2

2023 Pirelli National Superstock with Santander Consumer Finance

WARM UP - SECTOR ANALYSIS



SECTOR 1 = FL to I1, SECTOR 2 = I1 to I2 SECTOR 3 = I2 to I3, SECTOR 4 = I3 to FL, DIFF = Difference To Personal Best Lap, P = Crossed Finish Line in Pit Lane, D = Time Disallowed

P1		8		Lewis ROLLO		Aprilia - IN Competition / Aprilia						
IDEAL LAP TIME : 1:50.356		BEST LAP TIME : 1:51.077		DIFFERENCE : 0.721								
LAP	SECTOR 1	SECTOR 2	SECTOR 3	SECTOR 4	LAP TIME	MPH	DIFF	TIME OF DAY				
1 -	OUTLAP	124.9	36.250	108.4	25.165	108.2	32.478	131.0		09:52:14.547		
2 -	27.330	140.6	32.699	109.4	23.040	118.5	30.373	134.2	1:53.442	85.42	2.365	09:54:07.989
3 -	27.041	145.2	32.142	108.9	22.315	120.6	29.724	138.6	1:51.222 (3)	87.13	0.145	09:55:59.211
4 -	26.863	144.6	31.928	111.1	22.538	118.3	29.805	136.1	1:51.134 (2)	87.20	0.057	09:57:50.345
5 -	26.688	143.7	32.004	108.5	22.507	120.6	29.878	136.1	1:51.077 (1)	87.24		09:59:41.422
6 -	26.389	145.8	32.345	106.3	22.578	116.1	30.790	127.0	1:52.102	86.45	1.025	10:01:33.524

P2		55		Ash BEECH		Honda - Jones Dorling Racing						
IDEAL LAP TIME : 1:51.563		BEST LAP TIME : 1:51.605		DIFFERENCE : 0.042								
LAP	SECTOR 1	SECTOR 2	SECTOR 3	SECTOR 4	LAP TIME	MPH	DIFF	TIME OF DAY				
1 -	OUTLAP	129.5	36.867	104.3	24.818	108.5	32.264	133.4				09:52:19.343
2 -	28.859	136.6	34.613	96.5	36.372	113.3	32.079	131.5	2:11.923	73.46	20.318	09:54:31.266
3 -	28.047	141.8	32.637	109.1	22.898	122.4	30.118	137.2	1:53.700 (2)	85.23	2.095	09:56:24.966
4 -	27.236	135.8	32.542	110.5	23.836	116.5	31.398	130.0	1:55.012 (3)	84.26	3.407	09:58:19.978
5 -	27.278	146.2	31.983	109.1	22.514	120.6	29.830	136.1	1:51.605 (1)	86.83		10:00:11.583

P3		59		Matt TRUELOVE		Honda - TAG Racing						
IDEAL LAP TIME : 1:51.522		BEST LAP TIME : 1:51.652		DIFFERENCE : 0.130								
LAP	SECTOR 1	SECTOR 2	SECTOR 3	SECTOR 4	LAP TIME	MPH	DIFF	TIME OF DAY				
1 -	OUTLAP	125.6	34.868	104.8	23.397	115.7	31.301	128.0				09:52:04.444
2 -	27.618	140.9	33.018	106.3	22.494	119.4	30.192	132.6	1:53.322 (3)	85.52	1.670	09:53:57.766
3 -	27.240	138.6	32.191	108.4	22.634	118.7	30.385	129.8	1:52.450 (2)	86.18	0.798	09:55:50.216
4 -	27.189	136.3	32.720	106.3	23.119	117.1	30.304	132.1	1:53.332	85.51	1.680	09:57:43.548
5 -	26.866	141.8	32.321	105.8	22.341	117.3	30.124	130.8	1:51.652 (1)	86.79		09:59:35.200
6 -	27.634	128.5	39.073	96.0	24.925	104.0	33.879	109.6	2:05.511	77.21	13.859	10:01:40.711

P4		34		Alastair SEELEY		BMW - SYNETIQ BMW Motorrad						
IDEAL LAP TIME : 1:51.583		BEST LAP TIME : 1:51.695		DIFFERENCE : 0.112								
LAP	SECTOR 1	SECTOR 2	SECTOR 3	SECTOR 4	LAP TIME	MPH	DIFF	TIME OF DAY				
1 -	OUTLAP	128.0	34.804	106.6	23.469	115.3	30.870	137.7				09:52:08.601
2 -	27.624	145.8	33.340	108.5	23.033	122.2	30.222	139.2	1:54.219	84.84	2.524	09:54:02.820
3 -	26.652	146.8	32.545	108.0	22.939	120.0	29.946	139.5	1:52.082 (2)	86.46	0.387	09:55:54.902
4 -	26.512	148.7	33.084	109.1	23.104	122.2	29.864	139.2	1:52.564 (3)	86.09	0.869	09:57:47.466
5 -	26.559	148.7	32.433	110.0	22.774	118.9	29.929	140.3	1:51.695 (1)	86.76		09:59:39.161
6 -	26.707	149.7	33.103	107.0	23.605	115.5	30.481	137.7	1:53.896	85.08	2.201	10:01:33.057

P5		12		Luke HEDGER		Kawasaki - MAD Racing						
IDEAL LAP TIME : 1:51.536		BEST LAP TIME : 1:51.760		DIFFERENCE : 0.224								
LAP	SECTOR 1	SECTOR 2	SECTOR 3	SECTOR 4	LAP TIME	MPH	DIFF	TIME OF DAY				
1 -	OUTLAP	135.0	34.452	102.9	23.607	113.9	31.132	129.0				09:52:01.364
2 -	28.113	140.6	32.351	105.8	22.513	112.4	30.751	134.7	1:53.728	85.21	1.968	09:53:55.092
3 -	27.064	140.9	32.502	110.1	22.914	113.7	30.520	131.5	1:53.000	85.76	1.240	09:55:48.092
4 -	27.076	144.9	32.236	107.2	22.318	117.5	30.193	132.3	1:51.823 (2)	86.66	0.063	09:57:39.915
5 -	26.789	144.0	32.251	106.8	22.427	115.9	30.293	132.3	1:51.760 (1)	86.71		09:59:31.675
6 -	27.024	144.0	32.708	105.6	22.636	115.1	30.342	131.8	1:52.710 (3)	85.98	0.950	10:01:24.385

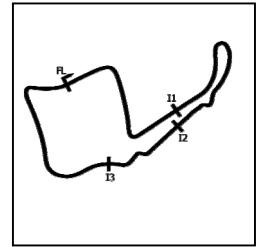
P6		75		Alex OLSEN		Honda - Cumins by Team IWR Honda						
IDEAL LAP TIME : 1:52.339		BEST LAP TIME : 1:52.339		DIFFERENCE : 0.000								
LAP	SECTOR 1	SECTOR 2	SECTOR 3	SECTOR 4	LAP TIME	MPH	DIFF	TIME OF DAY				
1 -	OUTLAP	134.7	34.476	103.0	23.706	116.9	31.157	130.8				09:52:59.687
2 -	28.325	144.9	33.095	106.5	22.985	120.2	30.167	134.7	1:54.572 (3)	84.58	2.233	09:54:54.259
3 -	27.284	141.8	33.513	106.3	22.554	121.3	30.724	133.9	1:54.075 (2)	84.95	1.736	09:56:48.334
4 -	27.262	141.8	32.661	108.2	22.485	120.2	29.931	133.6	1:52.339 (1)	86.26		09:58:40.673
5 -	30.059	129.5	35.312	103.8	25.124	110.1	32.868	107.2	2:03.363	78.55	11.024	10:00:44.036

MCRCB BULLETIN TK256

2023 Bennetts British Superbike Championship - Round 2

2023 Pirelli National Superstock with Santander Consumer Finance

WARM UP - SECTOR ANALYSIS



SECTOR 1 = FL to I1, SECTOR 2 = I1 to I2 SECTOR 3 = I2 to I3, SECTOR 4 = I3 to FL, DIFF = Difference To Personal Best Lap, P = Crossed Finish Line in Pit Lane, D = Time Disallowed

P7 94		Lee WILLIAMS				Kawasaki - Team Wilo Racing						
IDEAL LAP TIME : 1:51.885		BEST LAP TIME : 1:52.426				DIFFERENCE : 0.541						
LAP	SECTOR 1	SECTOR 2		SECTOR 3		SECTOR 4		LAP TIME	MPH	DIFF	TIME OF DAY	
1 -	OUTLAP	131.8	34.058	105.3	24.012	115.7	31.020	132.6			09:52:04.946	
2 -	27.693	135.5	33.110	106.5	22.547	119.6	29.773	133.4	1:53.123 (2)	85.67	0.697	09:53:58.069
3 -	27.425	137.2	32.215	109.1	22.592	120.0	30.194	130.3	1:52.426 (1)	86.20		09:55:50.495
4 -	27.350	141.2	32.381	107.8	22.816	117.7	30.710	129.0	1:53.257 (3)	85.56	0.831	09:57:43.752
5 -	28.075	143.3	32.282	107.5	23.128	115.9	30.966	127.3	1:54.451	84.67	2.025	09:59:38.203
6 -	27.577	140.9	34.285	102.7	23.402	117.1	30.717	126.6	1:55.981	83.55	3.555	10:01:34.184

P8 45		Scott SWANN				Yamaha - Swann Racing						
IDEAL LAP TIME : 1:52.212		BEST LAP TIME : 1:52.525				DIFFERENCE : 0.313						
LAP	SECTOR 1	SECTOR 2		SECTOR 3		SECTOR 4		LAP TIME	MPH	DIFF	TIME OF DAY	
1 -	OUTLAP	133.4	34.540	110.7	23.880	126.8	30.940	135.0			09:52:02.306	
2 -	27.630	146.8	32.681	111.6	23.134	124.9	30.153	133.6	1:53.598 (2)	85.31	1.073	09:53:55.904
3 -	27.296	136.6	32.157	111.2	22.606	125.2	30.466	133.9	1:52.525 (1)	86.12		09:55:48.429
4 -	30.600	79.7	35.921	109.8	26.401	80.0	35.327	131.3	2:08.249	75.56	15.724	09:57:56.678
5 -	28.014	132.6	34.033	108.5	24.297	113.5	31.324	132.1	1:57.668	82.36	5.143	09:59:54.346
6 -	27.482	141.2	33.526	107.3	22.846	127.0	31.132	130.3	1:54.986 (3)	84.28	2.461	10:01:49.332

P9 23		David ALLINGHAM				Honda - Milenco by Padgetts Motorcycles						
IDEAL LAP TIME : 1:53.135		BEST LAP TIME : 1:53.135				DIFFERENCE : 0.000						
LAP	SECTOR 1	SECTOR 2		SECTOR 3		SECTOR 4		LAP TIME	MPH	DIFF	TIME OF DAY	
1 -	OUTLAP	126.8	36.219	105.8							09:52:13.585	
2 -	27.795	141.8	32.940	106.8	23.145		30.623	135.8	1:54.503 (3)	84.63	1.368	09:54:08.088
3 -	27.580	144.0	32.841	107.8	23.041		30.364	135.2	1:53.826 (2)	85.14	0.691	09:56:01.914
4 -	27.418	144.9	32.547	108.5	22.898		30.272	134.7	1:53.135 (1)	85.66		09:57:55.049
5 -	27.972	140.6	33.474	106.3	24.494		IN PIT		2:08.627 P	75.34	15.492	10:00:03.676

P10 54		Franco BOURNE				Honda - Marvel HCL Motorsport						
IDEAL LAP TIME : 1:52.526		BEST LAP TIME : 1:53.172				DIFFERENCE : 0.646						
LAP	SECTOR 1	SECTOR 2		SECTOR 3		SECTOR 4		LAP TIME	MPH	DIFF	TIME OF DAY	
1 -	OUTLAP	130.5	34.796	103.4	23.644	117.9	30.876	135.5			09:52:01.443	
2 -	27.825	141.8	32.655	106.1	22.521	116.7	30.171	136.1	1:53.172 (1)	85.63		09:53:54.615
3 -	27.434	141.5	32.400	109.4	22.957	115.9	IN PIT		2:00.554 P	80.38	7.382	09:55:55.169

P11 11		Simon REID				Honda - C&L Fairburn Properties Jackson Racing						
IDEAL LAP TIME : 1:52.715		BEST LAP TIME : 1:53.395				DIFFERENCE : 0.680						
LAP	SECTOR 1	SECTOR 2		SECTOR 3		SECTOR 4		LAP TIME	MPH	DIFF	TIME OF DAY	
1 -	OUTLAP	130.8	34.778	106.3	23.608	118.5	31.653	131.8			09:52:03.448	
2 -	27.477	141.8	33.041	108.0	22.613	117.1	30.573	131.5	1:53.704 (2)	85.23	0.309	09:53:57.152
3 -	27.189	141.8	32.340	108.9	22.749	120.2	31.117	120.9	1:53.395 (1)	85.46		09:55:50.547
4 -	29.216	99.1	35.069	106.1	23.411	115.7	IN PIT		2:07.458 P	76.03	14.063	09:57:58.005

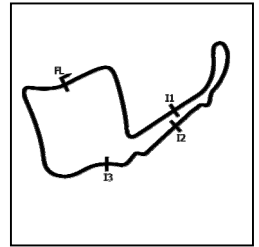
P12 40		Joe FRANCIS				Kawasaki - STAUFF Fluid Power / GR Motosport						
IDEAL LAP TIME : 1:54.080		BEST LAP TIME : 1:54.298				DIFFERENCE : 0.218						
LAP	SECTOR 1	SECTOR 2		SECTOR 3		SECTOR 4		LAP TIME	MPH	DIFF	TIME OF DAY	
1 -	OUTLAP	139.8	35.224	101.5	24.847	116.5	31.437	129.3			09:52:22.503	
2 -	27.771	144.0	32.549	105.8	23.162	117.1	30.816	130.5	1:54.298 (1)	84.78		09:54:16.801
3 -	27.837	144.0	32.781	105.8	23.790	116.5	31.194	129.3	1:55.602 (2)	83.83	1.304	09:56:12.403
4 -	27.553	136.6	35.350	93.0	26.066	101.5	IN PIT		2:07.489 P	76.01	13.191	09:58:19.892
5 -	OUTLAP	132.3	35.186	96.2	24.927	106.1	31.913	124.7	2:56.941	54.77	1:02.643	10:01:16.833

MCRCB BULLETIN TK256

2023 Bennetts British Superbike Championship - Round 2

2023 Pirelli National Superstock with Santander Consumer Finance

WARM UP - SECTOR ANALYSIS



SECTOR 1 = FL to I1, SECTOR 2 = I1 to I2 SECTOR 3 = I2 to I3, SECTOR 4 = I3 to FL, DIFF = Difference To Personal Best Lap, P = Crossed Finish Line in Pit Lane, D = Time Disallowed

P13 57		Richard WHITE				BMW - Trackdudes powered by Hilltop Motorcycles						
IDEAL LAP TIME : 1:54.982		BEST LAP TIME : 1:55.038				DIFFERENCE : 0.056						
LAP	SECTOR 1	SECTOR 2		SECTOR 3		SECTOR 4		LAP TIME	MPH	DIFF	TIME OF DAY	
1 -	OUTLAP	131.5	35.930	103.4	23.923	117.3	31.841	133.4			09:52:05.368	
2 -	28.158	137.7	34.968	104.3	23.056	118.1	31.265	131.3	1:57.447 (3)	82.51	2.409	09:54:02.815
3 -	27.673	142.7	33.539	105.6	23.112	119.4	30.714	131.5	1:55.038 (1)	84.24		09:55:57.853
4 -	28.456	135.5	33.639	107.0	23.423	115.9	31.431	130.5	1:56.949 (2)	82.86	1.911	09:57:54.802
5 -	28.205	137.5	34.346	106.6	23.867	114.1	32.324	130.3	1:58.742	81.61	3.704	09:59:53.544

P14 2		John McGUINNESS				Honda - Honda Racing UK						
IDEAL LAP TIME : 1:55.228		BEST LAP TIME : 1:55.228				DIFFERENCE : 0.000						
LAP	SECTOR 1	SECTOR 2		SECTOR 3		SECTOR 4		LAP TIME	MPH	DIFF	TIME OF DAY	
1 -	OUTLAP	120.2	38.444	100.6	24.642	108.5	32.974	123.8			09:52:33.579	
2 -	28.803	125.4	35.230	106.3	24.448	113.9	31.453	131.5	1:59.934 (3)	80.80	4.706	09:54:33.513
3 -	28.090	137.7	33.723	107.3	23.237	106.8	31.527	132.1	1:56.577 (2)	83.13	1.349	09:56:30.090
4 -	27.944	143.3	33.376	105.3	23.004	112.4	30.904	127.0	1:55.228 (1)	84.10		09:58:25.318
5 -	29.482	132.3	36.297	103.0	24.155	111.6	32.603	124.7	2:02.537	79.08	7.309	10:00:27.855

P15 18		Shaun WINFIELD				Honda - TAG Racing						
IDEAL LAP TIME : 1:54.169		BEST LAP TIME : 1:55.338				DIFFERENCE : 1.169						
LAP	SECTOR 1	SECTOR 2		SECTOR 3		SECTOR 4		LAP TIME	MPH	DIFF	TIME OF DAY	
1 -	OUTLAP	133.4	33.772	106.5	23.874	115.9	31.204	126.6			09:54:00.759	
2 -	27.912	138.9	33.303	103.0	23.399	118.9	30.724	132.1	1:55.338 (1)	84.02		09:55:56.097
3 -	27.370	137.7	32.841	108.2	23.234	116.7	IN PIT		2:03.011 P	78.78	7.673	09:57:59.108

P16 61		Dave SELLERS				Suzuki - True Heroes Racing						
IDEAL LAP TIME : 1:55.676		BEST LAP TIME : 1:55.676				DIFFERENCE : 0.000						
LAP	SECTOR 1	SECTOR 2		SECTOR 3		SECTOR 4		LAP TIME	MPH	DIFF	TIME OF DAY	
1 -	OUTLAP	115.3	38.655	96.6	25.428	112.2	33.674	125.4			09:52:18.075	
2 -	29.979	127.3	35.697	104.0	24.717	111.6	32.551	126.6	2:02.944	78.82	7.268	09:54:21.019
3 -	29.314	132.3	34.476	103.4	24.049	115.3	31.931	129.8	1:59.770 (3)	80.91	4.094	09:56:20.789
4 -	29.211	127.5	34.350	106.5	24.023	112.4	31.836	123.3	1:59.420 (2)	81.15	3.744	09:58:20.209
5 -	28.052	132.8	33.243	105.3	23.367	113.9	31.014	131.5	1:55.676 (1)	83.77		10:00:15.885

P17 17		Matty WHELAN				Suzuki - Milestone by ATS Racing						
IDEAL LAP TIME : 1:55.438		BEST LAP TIME : 1:55.978				DIFFERENCE : 0.540						
LAP	SECTOR 1	SECTOR 2		SECTOR 3		SECTOR 4		LAP TIME	MPH	DIFF	TIME OF DAY	
1 -	OUTLAP	136.9	34.166	101.9	23.927	108.5	32.803	124.0			09:53:05.685	
2 -	28.227	140.1	33.483	101.8	23.615	114.1	31.668	123.3	1:56.993 (3)	82.83	1.015	09:55:02.678
3 -	28.251	139.2	33.327	103.7	23.141	116.7	31.259	124.9	1:55.978 (1)	83.56		09:56:58.656
4 -	27.744	139.5	34.125	103.5	23.256	113.3	31.226	127.8	1:56.351 (2)	83.29	0.373	09:58:55.007
5 -	27.847	138.6	33.423	103.0	23.947	112.7	31.942	117.9	1:57.159	82.71	1.181	10:00:52.166

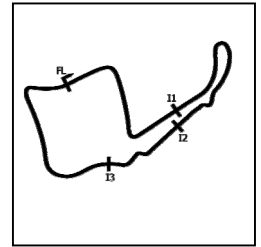
P18 27		Max SYMONDS				Yamaha - Symonds Racing						
IDEAL LAP TIME : 1:56.448		BEST LAP TIME : 1:56.493				DIFFERENCE : 0.045						
LAP	SECTOR 1	SECTOR 2		SECTOR 3		SECTOR 4		LAP TIME	MPH	DIFF	TIME OF DAY	
1 -	OUTLAP	114.7	36.820	103.8	24.886	107.0	33.079	128.3			09:52:15.596	
2 -	29.338	139.2	33.672	101.5	23.541	111.1	32.077	126.6	1:58.628 (2)	81.69	2.135	09:54:14.224
3 -	28.335	142.7	33.549	103.2	23.417	119.6	31.192	128.8	1:56.493 (1)	83.19		09:56:10.717
4 -	28.841	135.5	33.554	103.8	23.372	116.7	IN PIT		2:03.574 P	78.42	7.081	09:58:14.291
5 -	OUTLAP	119.4	37.099	92.8	25.924	99.4	34.578	107.2	3:35.428	44.98	1:38.935	10:01:49.719

MCRCB BULLETIN TK256

2023 Bennetts British Superbike Championship - Round 2

2023 Pirelli National Superstock with Santander Consumer Finance

WARM UP - SECTOR ANALYSIS



SECTOR 1 = FL to I1, SECTOR 2 = I1 to I2 SECTOR 3 = I2 to I3, SECTOR 4 = I3 to FL, DIFF = Difference To Personal Best Lap, P = Crossed Finish Line in Pit Lane, D = Time Disallowed

P19 24		Conor CUMMINS				Honda - Milenco by Padgetts Motorcycles						
IDEAL LAP TIME : 1:56.686		BEST LAP TIME : 1:56.686				DIFFERENCE : 0.000						
LAP	SECTOR 1	SECTOR 2		SECTOR 3		SECTOR 4		LAP TIME	MPH	DIFF	TIME OF DAY	
1 -	OUTLAP	111.2	40.412	96.6	27.599	97.6	35.993	120.6			09:53:38.323	
2 -	30.454	126.6	36.923	98.5	47.591	107.7	33.119	125.4	2:28.087 (3)	65.44	31.401	09:56:06.410
3 -	29.101	133.6	34.771	100.1	24.258	115.1	31.435	129.5	1:59.565 (2)	81.05	2.879	09:58:05.975
4 -	28.178	140.9	33.725	104.5	23.722	117.1	31.061	128.3	1:56.686 (1)	83.05		10:00:02.661

P20 39		Max MORGAN				Kawasaki - MSS Performance						
IDEAL LAP TIME : 1:56.682		BEST LAP TIME : 1:56.834				DIFFERENCE : 0.152						
LAP	SECTOR 1	SECTOR 2		SECTOR 3		SECTOR 4		LAP TIME	MPH	DIFF	TIME OF DAY	
1 -	OUTLAP	120.9	38.508	101.0	25.949	100.0	33.913	124.5			09:52:15.487	
2 -	29.452	136.1	35.535	100.6	23.858	114.5	31.943	129.0	2:00.788	80.23	3.954	09:54:16.275
3 -	28.440	135.8	34.480	102.6	23.736	114.5	31.465	131.0	1:58.121 (3)	82.04	1.287	09:56:14.396
4 -	28.083	139.2	33.967	103.5	23.469	117.1	31.315	131.5	1:56.834 (1)	82.94		09:58:11.230
5 -	28.162	137.5	34.154	103.8	23.384	115.1	31.248	130.8	1:56.948 (2)	82.86	0.114	10:00:08.178

P21 51		Brayden ELLIOTT				Kawasaki - DAO Racing						
IDEAL LAP TIME : 1:56.193		BEST LAP TIME : 1:57.225				DIFFERENCE : 1.032						
LAP	SECTOR 1	SECTOR 2		SECTOR 3		SECTOR 4		LAP TIME	MPH	DIFF	TIME OF DAY	
1 -	OUTLAP	117.7	36.712	103.0	25.292	100.7	IN PIT			P	09:52:22.589	
2 -	OUTLAP	130.8	34.446	103.5	24.474	109.8	31.949	128.3	2:10.600	74.20	13.375	09:54:33.189
3 -	28.359	136.9	33.288	103.7	23.577	110.9	32.001	129.0	1:57.225 (1)	82.67		09:56:30.414
4 -	28.764	130.5	33.646	101.2	23.635	111.8	31.285	130.3	1:57.330 (2)	82.59	0.105	09:58:27.744
5 -	28.043	138.0	33.344	103.4	32.527	98.3	33.150	123.5	2:07.064 (3)	76.27	9.839	10:00:34.808

P22 25		Jorel BOERBOOM				Kawasaki - G&S Racing						
IDEAL LAP TIME : 1:57.115		BEST LAP TIME : 1:57.273				DIFFERENCE : 0.158						
LAP	SECTOR 1	SECTOR 2		SECTOR 3		SECTOR 4		LAP TIME	MPH	DIFF	TIME OF DAY	
1 -	OUTLAP	126.8	36.741	102.7	24.846	108.7	33.208	126.6			09:52:14.487	
2 -	28.918	136.6	34.391	102.2	24.155	110.9	32.185	126.8	1:59.649	80.99	2.376	09:54:14.136
3 -	28.928	139.2	33.976	103.4	23.763	112.9	31.828	129.8	1:58.495 (3)	81.78	1.222	09:56:12.631
4 -	28.349	136.6	34.297	103.4	23.529	114.3	31.651	128.8	1:57.826 (2)	82.25	0.553	09:58:10.457
5 -	28.507	140.6	33.972	102.6	23.330	113.7	31.464	130.0	1:57.273 (1)	82.63		10:00:07.730

P23 37		James HILLIER				Yamaha - LAMI OMG Racing Yamaha						
IDEAL LAP TIME : 1:57.098		BEST LAP TIME : 1:57.610				DIFFERENCE : 0.512						
LAP	SECTOR 1	SECTOR 2		SECTOR 3		SECTOR 4		LAP TIME	MPH	DIFF	TIME OF DAY	
1 -	OUTLAP	126.1	38.180	100.4	24.899	112.0	32.979	131.8			09:52:22.968	
2 -	29.241	135.5	35.350	105.5	24.465	112.9	33.146	128.5	2:02.202	79.30	4.592	09:54:25.170
3 -	29.148	140.1	33.882	105.6	23.819	116.3	31.576	131.5	1:58.425 (2)	81.83	0.815	09:56:23.595
4 -	28.383	140.3	33.438	107.3	23.751	116.7	32.038	130.8	1:57.610 (1)	82.40		09:58:21.205
5 -	28.444	131.5	34.153	106.6	23.701	113.7	32.193	130.0	1:58.491 (3)	81.78	0.881	10:00:19.696

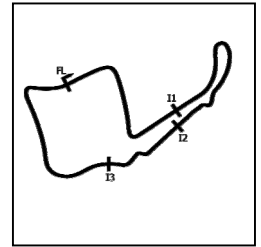
P24 31		Sam COX				BMW - Sam Cox Racing with Armada Marine Cables						
IDEAL LAP TIME : 1:56.852		BEST LAP TIME : 1:57.725				DIFFERENCE : 0.873						
LAP	SECTOR 1	SECTOR 2		SECTOR 3		SECTOR 4		LAP TIME	MPH	DIFF	TIME OF DAY	
1 -	OUTLAP	129.8	35.736	101.6	24.585	108.9	32.815	127.3			09:52:59.521	
2 -	29.197	135.2	34.066	102.9	24.318	112.5	31.889	130.8	1:59.470	81.11	1.745	09:54:58.991
3 -	28.582	132.6	34.191	104.6	23.763	115.7	31.329	133.1	1:57.865 (2)	82.22	0.140	09:56:56.856
4 -	28.347	131.5	35.084	105.1	23.748	113.1	31.362	133.9	1:58.541 (3)	81.75	0.816	09:58:55.397
5 -	27.889	134.2	33.886	105.0	24.092	112.4	31.858	129.8	1:57.725 (1)	82.32		10:00:53.122

MCRCB BULLETIN TK256

2023 Bennetts British Superbike Championship - Round 2

2023 Pirelli National Superstock with Santander Consumer Finance

WARM UP - SECTOR ANALYSIS



SECTOR 1 = FL to I1, SECTOR 2 = I1 to I2 SECTOR 3 = I2 to I3, SECTOR 4 = I3 to FL, DIFF = Difference To Personal Best Lap, P = Crossed Finish Line in Pit Lane, D = Time Disallowed

P25 15		Nathan HARRISON				Honda - Honda Racing UK						
IDEAL LAP TIME : 1:58.295		BEST LAP TIME : 1:59.260				DIFFERENCE : 0.965						
LAP	SECTOR 1	SECTOR 2		SECTOR 3		SECTOR 4		LAP TIME	MPH	DIFF	TIME OF DAY	
1 -	OUTLAP	125.9	37.591	100.0	24.384	108.0	33.285	130.8			09:52:51.421	
2 -	29.314	132.3	35.825	98.2	24.230	113.7	32.002	130.8	2:01.371	79.84	2.111	09:54:52.792
3 -	28.191	139.5	35.669	101.5	23.839	113.3	32.254	131.0	1:59.953 (3)	80.79	0.693	09:56:52.745
4 -	29.483	135.5	35.025	102.7	23.709	112.9	31.601	129.5	1:59.818 (2)	80.88	0.558	09:58:52.563
5 -	28.212	137.5	34.794	103.4	24.458	113.3	31.796	130.0	1:59.260 (1)	81.26		10:00:51.823

P26 80		Callum BEY				Suzuki - FilterLogic by EightZero Racing						
IDEAL LAP TIME : 1:59.561		BEST LAP TIME : 2:00.374				DIFFERENCE : 0.813						
LAP	SECTOR 1	SECTOR 2		SECTOR 3		SECTOR 4		LAP TIME	MPH	DIFF	TIME OF DAY	
1 -	OUTLAP	116.3	37.903	100.7	25.706	103.0	34.798	120.2			09:52:15.318	
2 -	30.529	126.8	35.321	101.9	24.469	110.3	32.977	123.1	2:03.296	78.60	2.922	09:54:18.614
3 -	29.393	130.0	34.840	103.8	23.986	109.6	32.781	120.6	2:01.000 (3)	80.09	0.626	09:56:19.614
4 -	28.778	132.8	35.010	103.2	23.771	111.2	33.043	117.3	2:00.602 (2)	80.35	0.228	09:58:20.216
5 -	29.057	135.2	34.252	105.0	23.750	111.1	33.315	122.9	2:00.374 (1)	80.50		10:00:20.590

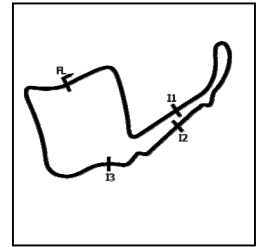
P27 35		Stephen SMITH				Honda - Slipps Road Racing						
IDEAL LAP TIME : 2:00.499		BEST LAP TIME : 2:01.596				DIFFERENCE : 1.097						
LAP	SECTOR 1	SECTOR 2		SECTOR 3		SECTOR 4		LAP TIME	MPH	DIFF	TIME OF DAY	
1 -	OUTLAP	126.1	37.223	98.1	25.759	104.6	34.083	122.9			09:52:16.023	
2 -	30.068	126.6	35.559	101.3	24.676	110.3	32.459	122.2	2:02.762 (2)	78.94	1.166	09:54:18.785
3 -	29.677	127.3	35.039	104.0	24.206	109.6	32.674	122.9	2:01.596 (1)	79.70		09:56:20.381
4 -	29.470	125.9	34.364	103.5	24.214	106.8	IN PIT		2:06.307 P	76.72	4.711	09:58:26.688

P28 3		Billy McCONNELL				Honda - C&L Fairburn Properties Jackson Racing						
IDEAL LAP TIME : 2:01.354		BEST LAP TIME : 2:02.623				DIFFERENCE : 1.269						
LAP	SECTOR 1	SECTOR 2		SECTOR 3		SECTOR 4		LAP TIME	MPH	DIFF	TIME OF DAY	
1 -	OUTLAP	133.9	37.818	98.3	24.482	110.0	33.114	124.7			09:52:51.020	
2 -	29.577	138.6	34.937	103.7	24.289	109.2	IN PIT		2:10.881 P	74.04	8.258	09:55:01.901
3 -	OUTLAP	136.3	35.729	101.8	24.597	108.9	33.093	118.1	3:47.046	42.68	1:44.423	09:58:48.947
4 -	29.471	132.3	35.256	100.7	25.239	111.2	32.657	119.8	2:02.623 (1)	79.03		10:00:51.570

P29 96		Kieran SMITH				Honda - Corkie Racing						
IDEAL LAP TIME : 2:01.948		BEST LAP TIME : 2:03.653				DIFFERENCE : 1.705						
LAP	SECTOR 1	SECTOR 2		SECTOR 3		SECTOR 4		LAP TIME	MPH	DIFF	TIME OF DAY	
1 -	OUTLAP	130.3	38.335	100.9	25.441	106.8	34.240	126.6			09:52:21.844	
2 -	29.937	136.6	35.530	105.8	24.488	110.1	33.698	122.2	2:03.653 (1)	78.37		09:54:25.497
3 -	29.820	131.3	36.372	105.6	24.949	111.2	33.331	125.9	2:04.472 (2)	77.85	0.819	09:56:29.969
4 -	28.994	131.8	35.406	107.5	24.217	112.4	IN PIT		2:08.506 P	75.41	4.853	09:58:38.475

P30 90		Rory PARKER				Suzuki - RP Racing						
IDEAL LAP TIME : 2:06.054		BEST LAP TIME : 2:07.979				DIFFERENCE : 1.925						
LAP	SECTOR 1	SECTOR 2		SECTOR 3		SECTOR 4		LAP TIME	MPH	DIFF	TIME OF DAY	
1 -	OUTLAP	109.1	41.129	95.3	26.350	105.6	35.157	123.5			09:52:30.523	
2 -	31.065	125.4	37.671	98.5	25.167	106.8	34.076	122.9	2:07.979 (1)	75.72		09:54:38.502
3 -	31.336	133.6	36.280	100.0	24.633	110.7	IN PIT		2:17.045 P	70.71	9.066	09:56:55.547

P31 50		Michael EVANS				Suzuki - Michael Evans Racing						
IDEAL LAP TIME : 2:11.384		BEST LAP TIME : 2:11.749				DIFFERENCE : 0.365						
LAP	SECTOR 1	SECTOR 2		SECTOR 3		SECTOR 4		LAP TIME	MPH	DIFF	TIME OF DAY	
1 -	OUTLAP	110.1	39.309	97.1	26.557	102.2	35.032	113.1			09:52:26.619	
2 -	31.688	117.7	38.110	100.0	26.850	99.8	35.101	116.7	2:11.749 (1)	73.55		09:54:38.368
3 -	31.685	117.1	38.129	97.5	27.080	95.8	35.579	113.3	2:12.473 (2)	73.15	0.724	09:56:50.841
4 -	32.051	117.1	39.015	92.8	27.434	92.6	IN PIT		2:23.150 P	67.70	11.401	09:59:13.991

MCRCB BULLETIN TK256**2023 Bennetts British Superbike Championship - Round 2****2023 Pirelli National Superstock with Santander Consumer Finance****WARM UP - SECTOR ANALYSIS**

SECTOR 1 = FL to I1, SECTOR 2 = I1 to I2 SECTOR 3 = I2 to I3, SECTOR 4 = I3 to FL, DIFF = Difference To Personal Best Lap, P = Crossed Finish Line in Pit Lane, D = Time Disallowed

P32	4	Dan LINFOOT				Honda - Optimum Bikes Racing Ltd				
IDEAL LAP TIME : 2:04.262		BEST LAP TIME :		DIFFERENCE :						
LAP	SECTOR 1	SECTOR 2		SECTOR 3		SECTOR 4	LAP TIME	MPH	DIFF	TIME OF DAY
1 -	OUTLAP	126.6	38.911	97.9	25.724	107.8	33.775	121.7		09:53:21.857
2 -	30.162	130.3	35.719	102.7	24.606	112.4	IN PIT	2:09.130	P	75.05 09:55:30.987

P33	26	Joe MOORE				Suzuki - Clearline Racing				
IDEAL LAP TIME : 2:04.809		BEST LAP TIME :		DIFFERENCE :						
LAP	SECTOR 1	SECTOR 2		SECTOR 3		SECTOR 4	LAP TIME	MPH	DIFF	TIME OF DAY
1 -	OUTLAP	124.2	36.866	99.2	25.275	104.0	33.628	124.5		09:53:45.565
2 -	29.368	127.3	36.538	101.8	43.250	101.0	IN PIT	2:30.264	P	64.49 09:56:15.829

P34	86	Frederico LOPES-REGO				Yamaha - FLR Racing				
IDEAL LAP TIME :		BEST LAP TIME :		DIFFERENCE :						
LAP	SECTOR 1	SECTOR 2		SECTOR 3		SECTOR 4	LAP TIME	MPH	DIFF	TIME OF DAY
1 -	OUTLAP	105.6	42.485	92.4	36.311	82.4	IN PIT		P	09:52:54.798

MCRCB BULLETIN TK257

2023 Bennetts British Superbike Championship - Round 2

2023 Pirelli National Superstock with Santander Consumer Finance

WARM UP - BEST SECTORS

SECTOR 1				SECTOR 2				SECTOR 3				SECTOR 4				IDEAL / BEST COMPARISON			
POS	NO	NAME	TIME	NO	NAME	TIME	NO	NAME	TIME	NO	NAME	TIME	POS	NO	NAME	IDEAL	BEST	DIFF	
																PERFECT LAP	1:50.356		
1	8	ROLLO	26.389	8	ROLLO	31.928	8	ROLLO	22.315	8	ROLLO	29.724	1	8	ROLLO	1:50.356	1:51.077	0.721	
2	34	SEELEY	26.512	55	BEECH	31.983	12	HEDGER	22.318	94	WILLIAM	29.773	2	59	TRUELOVE	1:51.522	1:51.652	0.130	
3	12	HEDGER	26.789	45	SWANN	32.157	59	TRUELOV	22.341	55	BEECH	29.830	3	12	HEDGER	1:51.536	1:51.760	0.224	
4	59	TRUELOV	26.866	59	TRUELOV	32.191	75	OLSEN	22.485	34	SEELEY	29.864	4	55	BEECH	1:51.563	1:51.605	0.042	
5	11	REID	27.189	94	WILLIAM	32.215	55	BEECH	22.514	75	OLSEN	29.931	5	34	SEELEY	1:51.583	1:51.695	0.112	
6	55	BEECH	27.236	12	HEDGER	32.236	54	BOURNE	22.521	59	TRUELOV	30.124	6	94	WILLIAMS	1:51.885	1:52.426	0.541	
7	75	OLSEN	27.262	11	REID	32.340	94	WILLIAM	22.547	45	SWANN	30.153	7	45	SWANN	1:52.212	1:52.525	0.313	
8	45	SWANN	27.296	54	BOURNE	32.400	45	SWANN	22.606	54	BOURNE	30.171	8	75	OLSEN	1:52.339	1:52.339	0.000	
9	94	WILLIAM	27.350	34	SEELEY	32.433	11	REID	22.613	12	HEDGER	30.193	9	54	BOURNE	1:52.526	1:53.172	0.646	
10	18	WINFIEL	27.370	23	ALLINGH	32.547	34	SEELEY	22.774	23	ALLINGH	30.272	10	11	REID	1:52.715	1:53.395	0.680	
11	23	ALLINGH	27.418	40	FRANCIS	32.549	23	ALLINGH	22.898	11	REID	30.573	11	23	ALLINGHAM	1:53.135	1:53.135	0.000	
12	54	BOURNE	27.434	75	OLSEN	32.661	2	McGUINN	23.004	57	WHITE	30.714	12	40	FRANCIS	1:54.080	1:54.298	0.218	
13	40	FRANCIS	27.553	18	WINFIEL	32.841	57	WHITE	23.056	18	WINFIEL	30.724	13	18	WINFIELD	1:54.169	1:55.338	1.169	
14	57	WHITE	27.673	61	SELLERS	33.243	17	WHELAN	23.141	40	FRANCIS	30.816	14	57	WHITE	1:54.982	1:55.038	0.056	
15	17	WHELAN	27.744	51	ELLIOTT	33.288	40	FRANCIS	23.162	2	McGUINN	30.904	15	2	McGUINNESS	1:55.228	1:55.228	0.000	
16	31	COX	27.889	17	WHELAN	33.327	18	WINFIEL	23.234	61	SELLERS	31.014	16	17	WHELAN	1:55.438	1:55.978	0.540	
17	2	McGUINN	27.944	2	McGUINN	33.376	25	BOERBOO	23.330	24	CUMMINS	31.061	17	61	SELLERS	1:55.676	1:55.676	0.000	
18	51	ELLIOTT	28.043	37	HILLIER	33.438	61	SELLERS	23.367	27	SYMONDS	31.192	18	51	ELLIOTT	1:56.193	1:57.225	1.032	
19	61	SELLERS	28.052	57	WHITE	33.539	27	SYMONDS	23.372	17	WHELAN	31.226	19	27	SYMONDS	1:56.448	1:56.493	0.045	
20	39	MORGAN	28.083	27	SYMONDS	33.549	39	MORGAN	23.384	39	MORGAN	31.248	20	39	MORGAN	1:56.682	1:56.834	0.152	
21	24	CUMMINS	28.178	24	CUMMINS	33.725	51	ELLIOTT	23.577	51	ELLIOTT	31.285	21	24	CUMMINS	1:56.686	1:56.686	0.000	
22	15	HARRISO	28.191	31	COX	33.886	37	HILLIER	23.701	31	COX	31.329	22	31	COX	1:56.852	1:57.725	0.873	
23	27	SYMONDS	28.335	39	MORGAN	33.967	15	HARRISO	23.709	25	BOERBOO	31.464	23	37	HILLIER	1:57.098	1:57.610	0.512	
24	25	BOERBOO	28.349	25	BOERBOO	33.972	24	CUMMINS	23.722	37	HILLIER	31.576	24	25	BOERBOOM	1:57.115	1:57.273	0.158	
25	37	HILLIER	28.383	80	BEY	34.252	31	COX	23.748	15	HARRISO	31.601	25	15	HARRISON	1:58.295	1:59.260	0.965	
26	80	BEY	28.778	35	SMITH	34.364	80	BEY	23.750	35	SMITH	32.459	26	80	BEY	1:59.561	2:00.374	0.813	
27	96	SMITH	28.994	15	HARRISO	34.794	35	SMITH	24.206	3	McCONNNE	32.657	27	35	SMITH	2:00.499	2:01.596	1.097	
28	26	MOORE	29.368	3	McCONNNE	34.937	96	SMITH	24.217	80	BEY	32.781	28	3	McCONNELL	2:01.354	2:02.623	1.269	
29	35	SMITH	29.470	96	SMITH	35.406	3	McCONNNE	24.289	96	SMITH	33.331	29	96	SMITH	2:01.948	2:03.653	1.705	
30	3	McCONNNE	29.471	4	LINFOOT	35.719	4	LINFOOT	24.606	26	MOORE	33.628	30	4	LINFOOT	2:04.262			
31	4	LINFOOT	30.162	90	PARKER	36.280	90	PARKER	24.633	4	LINFOOT	33.775	31	26	MOORE	2:04.809			
32	90	PARKER	31.065	26	MOORE	36.538	26	MOORE	25.275	90	PARKER	34.076	32	90	PARKER	2:06.054	2:07.979	1.925	
33	50	EVANS	31.685	50	EVANS	38.110	50	EVANS	26.557	50	EVANS	35.032	33	50	EVANS	2:11.384	2:11.749	0.365	
34				86	LOPES-R	42.485	86	LOPES-R	36.311				34	86	LOPES-REGO				

MCRCB BULLETIN TK258**2023 Bennetts British Superbike Championship - Round 2****2023 Pirelli National Superstock with Santander Consumer Finance****WARM UP - BEST SPEEDS**

POS	INTERMEDIATE 1			INTERMEDIATE 2			INTERMEDIATE 3			FINISH LINE		
	NO	NAME	MPH	NO	NAME	MPH	NO	NAME	MPH	NO	NAME	MPH
1	34	SEELEY	149.7	45	SWANN	111.6	45	SWANN	127.0	34	SEELEY	140.3
2	45	SWANN	146.8	8	ROLLO	111.1	55	BEECH	122.4	8	ROLLO	138.6
3	55	BEECH	146.2	55	BEECH	110.5	34	SEELEY	122.2	55	BEECH	137.2
4	8	ROLLO	145.8	12	HEDGER	110.1	75	OLSEN	121.3	54	BOURNE	136.1
5	12	HEDGER	144.9	34	SEELEY	110.0	8	ROLLO	120.6	23	ALLINGHAM	135.8
6	75	OLSEN	144.9	54	BOURNE	109.4	11	REID	120.2	45	SWANN	135.0
7	23	ALLINGHAM	144.9	94	WILLIAMS	109.1	94	WILLIAMS	120.0	12	HEDGER	134.7
8	40	FRANCIS	144.0	11	REID	108.9	27	SYMONDS	119.6	75	OLSEN	134.7
9	94	WILLIAMS	143.3	23	ALLINGHAM	108.5	59	TRUELOVE	119.4	31	COX	133.9
10	2	McGUINNESS	143.3	59	TRUELOVE	108.4	57	WHITE	119.4	94	WILLIAMS	133.4
11	57	WHITE	142.7	75	OLSEN	108.2	18	WINFIELD	118.9	57	WHITE	133.4
12	27	SYMONDS	142.7	18	WINFIELD	108.2	54	BOURNE	117.9	59	TRUELOVE	132.6
13	59	TRUELOVE	141.8	96	SMITH	107.5	12	HEDGER	117.5	2	McGUINNESS	132.1
14	54	BOURNE	141.8	2	McGUINNESS	107.3	40	FRANCIS	117.1	18	WINFIELD	132.1
15	11	REID	141.8	37	HILLIER	107.3	24	CUMMINS	117.1	11	REID	131.8
16	24	CUMMINS	140.9	57	WHITE	107.0	39	MORGAN	117.1	37	HILLIER	131.8
17	25	BOERBOOM	140.6	61	SELLERS	106.5	17	WHELAN	116.7	61	SELLERS	131.5
18	37	HILLIER	140.3	40	FRANCIS	105.8	37	HILLIER	116.7	39	MORGAN	131.5
19	17	WHELAN	140.1	31	COX	105.1	31	COX	115.7	15	HARRISON	131.0
20	15	HARRISON	139.5	80	BEY	105.0	61	SELLERS	115.3	40	FRANCIS	130.5
21	39	MORGAN	139.2	24	CUMMINS	104.5	25	BOERBOOM	114.3	51	ELLIOTT	130.3
22	18	WINFIELD	138.9	35	SMITH	104.0	2	McGUINNESS	113.9	25	BOERBOOM	130.0
23	3	McCONNELL	138.6	27	SYMONDS	103.8	15	HARRISON	113.7	24	CUMMINS	129.5
24	51	ELLIOTT	138.0	39	MORGAN	103.8	96	SMITH	112.4	27	SYMONDS	128.8
25	96	SMITH	136.6	17	WHELAN	103.7	4	LINFOOT	112.4	17	WHELAN	127.8
26	31	COX	135.2	51	ELLIOTT	103.7	51	ELLIOTT	111.8	96	SMITH	126.6
27	80	BEY	135.2	3	McCONNELL	103.7	80	BEY	111.2	3	McCONNELL	124.7
28	90	PARKER	133.6	25	BOERBOOM	103.4	3	McCONNELL	111.2	26	MOORE	124.5
29	61	SELLERS	132.8	15	HARRISON	103.4	90	PARKER	110.7	90	PARKER	123.5
30	4	LINFOOT	130.3	4	LINFOOT	102.7	35	SMITH	110.3	80	BEY	123.1
31	35	SMITH	127.3	26	MOORE	101.8	26	MOORE	104.0	35	SMITH	122.9
32	26	MOORE	127.3	90	PARKER	100.0	50	EVANS	102.2	4	LINFOOT	121.7
33	50	EVANS	117.7	50	EVANS	100.0	86	LOPES-REGO	82.4	50	EVANS	116.7
34	86	LOPES-REGO	105.6	86	LOPES-REGO	92.4						

MCRCB BULLETIN TK259

2023 Bennetts British Superbike Championship - Round 2

2023 Pirelli National Superstock with Santander Consumer Finance

WARM UP - STATISTICS

Competitors Started	34
Planned Start	2023-05-01 @ 09:50:00.000
Actual Start	2023-05-01 @ 09:50:01.933
Finish Time	2023-05-01 @ 10:00:01.933
Track Length	2.6920mi.
Total Laps	154
Total Distance Covered	414.5723mi.

Session Fastest Lap History

NO	NAME	LAP TIME	TIME OF DAY	LAP	VEHICLE
54	Franco BOURNE	1:53.172	09:53:54.615	2	Honda
94	Lee WILLIAMS	1:53.123	09:53:58.069	2	Kawasaki
12	Luke HEDGER	1:53.000	09:55:48.092	3	Kawasaki
45	Scott SWANN	1:52.525	09:55:48.429	3	Yamaha
59	Matt TRUELOVE	1:52.450	09:55:50.216	3	Honda
94	Lee WILLIAMS	1:52.426	09:55:50.495	3	Kawasaki
34	Alastair SEELEY	1:52.082	09:55:54.902	3	BMW
8	Lewis ROLLO	1:51.222	09:55:59.211	3	Aprilia
8	Lewis ROLLO	1:51.134	09:57:50.345	4	Aprilia
8	Lewis ROLLO	1:51.077	09:59:41.422	5	Aprilia

Flag History

TYPE	TIME OF DAY
GREEN	09:50:01.933
FINISH	10:00:01.933

Flag Statistics

TYPE	COUNT	TOTAL LAPS	TOTAL TIME
Green	1	6	14:15.688
Red	0	0	0.000
Safety Car	0	0	0.000
FCY	0	0	0.000

MCRCB BULLETIN TK260

2023 Bennetts British Superbike Championship - Round 2

2023 Pirelli National Superstock with Santander Consumer Finance

WARM UP - SESSION NOTES

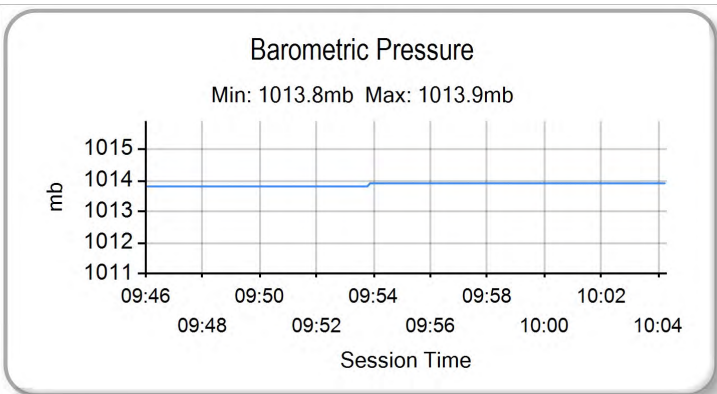
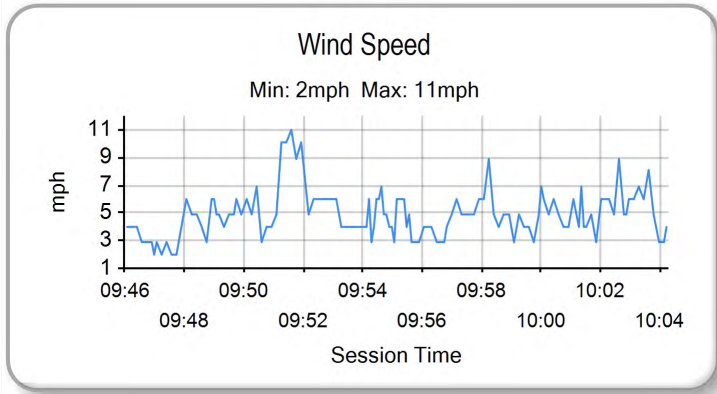
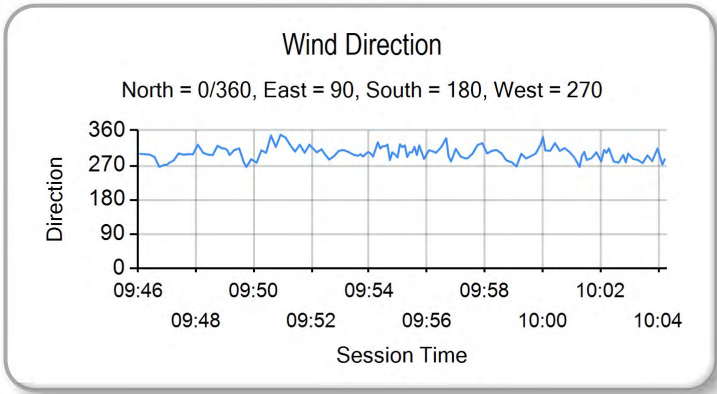
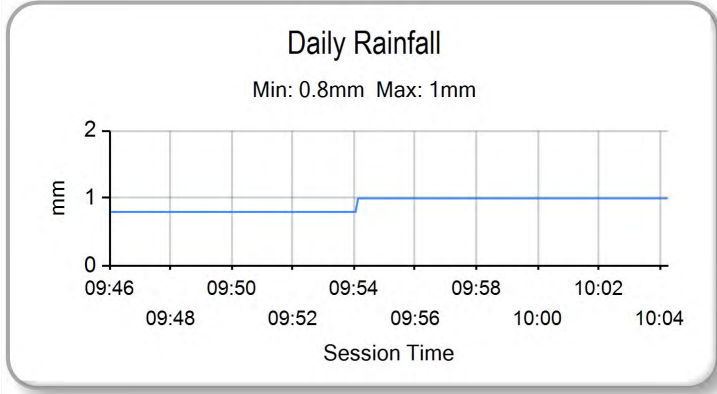
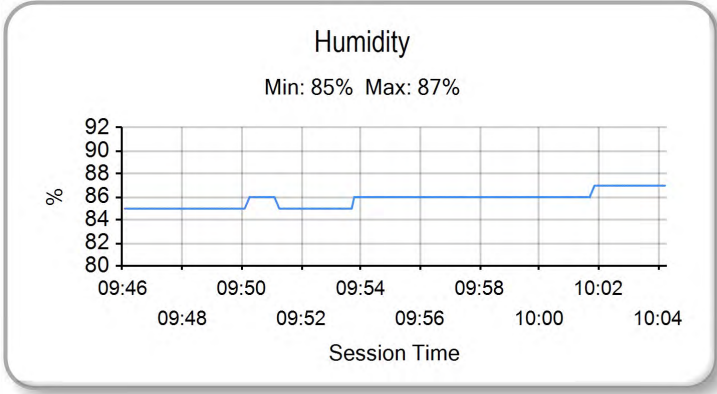
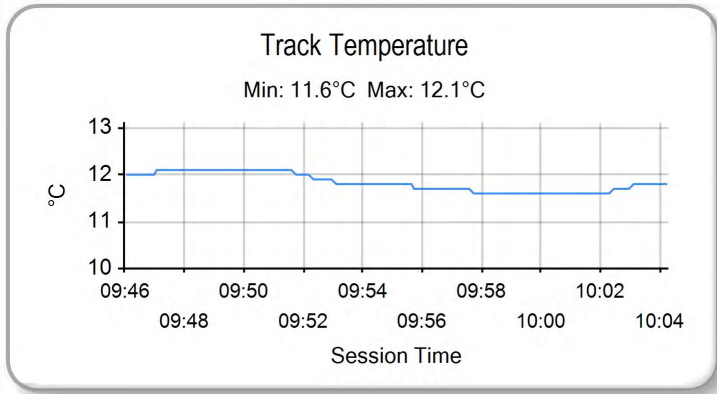
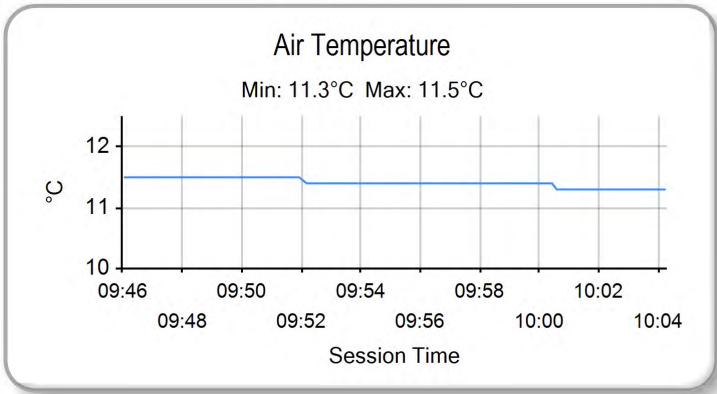
No notes recorded during this session

MCRCB BULLETIN TK261

2023 Bennetts British Superbike Championship - Round 2

2023 Pirelli National Superstock with Santander Consumer Finance

WARM UP - WEATHER CONDITIONS





ROW 14				40	2	John McGUINNESS	2:01.757					
ROW 13	39	80	Callum BEY	1:59.741	38	86	Frederico LOPES-REGO	1:59.356	37	26	Joe MOORE	1:58.950
ROW 12	36	33	Connor THOMSON	1:57.554	35	31	Sam COX	1:57.035	34	90	Rory PARKER	1:57.017
ROW 11	33	15	Nathan HARRISON	1:56.769	32	50	Michael EVANS	1:56.717	31	39	Max MORGAN	1:56.496
ROW 10	30	37	James HILLIER	1:56.480	29	35	Stephen SMITH	1:56.361	28	57	Richard WHITE	1:55.409
ROW 9	27	59	Matt TRUELOVE	1:55.092	26	51	Brayden ELLIOTT	1:55.572	25	36	Jamie COWARD	1:53.810
ROW 8	24	25	Jorel BOERBOOM	1:53.699	23	96	Kieran SMITH	1:53.396	22	17	Matty WHELAN	1:52.316
ROW 7	21	24	Conor CUMMINS	1:51.839	20	27	Max SYMONDS	1:51.726	19	94	Lee WILLIAMS	1:51.597
ROW 6	18	61	Dave SELLERS	1:51.392	17	11	Simon REID	1:51.138	16	45	Scott SWANN	1:50.384
ROW 5	15	18	Shaun WINFIELD	1:50.261	14	40	Joe FRANCIS	1:50.239	13	10	Joe SHELDON-SHAW	1:50.222
ROW 4	12	23	David ALLINGHAM	1:49.503	11	12	Luke HEDGER	1:49.434	10	8	Lewis ROLLO	1:49.149
ROW 3	9	55	Ash BEECH	1:48.882	8	54	Franco BOURNE	1:48.872	7	99	Ben LUXTON	1:48.806
ROW 2	6	5	Richard KERR	1:48.361	5	75	Alex OLSEN	1:48.291	4	4	Dan LINFOOT	1:47.496
ROW 1	3	19	Joe TALBOT	1:47.406	2	3	Billy McCONNELL	1:47.297	1	34	Alastair SEELEY	1:47.087
Pole												

Oulton Park International: 2.6920 miles

Race Director : Stuart Higgs <i>S. Higgs</i>	Stewards :	Timekeeper : Richard Evans <i>R. EVANS</i>
<small>Digitally Approved at 10:46 Monday, 01 May 2023</small>		<small>Digitally Approved at 10:45 Monday, 01 May 2023</small>

Results can be found at www.britishsuperbike.com

Printed - 10:40 Monday, 01 May 2023





RACE - CLASSIFICATION

POS	NO	NAME	NAT	ENTRY	LAPS	TIME	GAP	DIFF	MPH	BEST	ON
1	4	Dan LINFOOT	GBR	Honda - Optimum Bikes Racing Ltd	14	22:43.105			99.53	1:36.387	8
2	5	Richard KERR	IRL	Honda - AMD Motorsport	14	22:43.262	0.157	0.157	99.52	1:36.412	3
3	54	Franco BOURNE	GBR	Honda - Marvel HCL Motorsport	14	22:43.381	0.276	0.119	99.51	1:36.496	4
4	19	Joe TALBOT	GBR	Honda - JR Performance Racing	14	22:48.160	5.055	4.779	99.16	1:36.624	4
5	12	Luke HEDGER	GBR	Kawasaki - MAD Racing	14	23:00.841	17.736	12.681	98.25	1:37.731	5
6	10	Joe SHELDON-SHAW	GBR	Suzuki - Forward Vision Racing	14	23:00.856	17.751	0.015	98.25	1:37.732	6
7	8	Lewis ROLLO	GBR	Aprilia - IN Competition / Aprilia	14	23:00.898	17.793	0.042	98.25	1:37.415	4
8	23	David ALLINGHAM	GBR	Honda - Milenco by Padgetts Motorcycles	14	23:01.423	18.318	0.525	98.21	1:37.423	6
9	18	Shaun WINFIELD	GBR	Honda - TAG Racing	14	23:02.356	19.251	0.933	98.14	1:37.741	5
10	99	Ben LUXTON	GBR	Honda - Ben Luxton Racing	14	23:06.106	23.001	3.750	97.88	1:37.730	4
11	55	Ash BEECH	GBR	Honda - Jones Dorling Racing	14	23:06.198	23.093	0.092	97.87	1:37.966	14
12	24	Conor CUMMINS	GBR	Honda - Milenco by Padgetts Motorcycles	14	23:15.909	32.804	9.711	97.19	1:38.568	13
13	59	Matt TRUELOVE	GBR	Honda - TAG Racing	14	23:20.288	37.183	4.379	96.89	1:38.669	2
14	27	Max SYMONDS	GBR	Yamaha - Symonds Racing	14	23:34.425	51.320	14.137	95.92	1:39.809	2
15	15	Nathan HARRISON	GBR	Honda - Honda Racing UK	14	23:34.554	51.449	0.129	95.91	1:39.748	7
16	11	Simon REID	GBR	Honda - C&L Fairburn Properties Jackson Racing	14	23:34.753	51.648	0.199	95.90	1:39.067	2
17	96	Kieran SMITH	GBR	Honda - Corkie Racing	14	23:36.605	53.500	1.852	95.77	1:40.041	2
18	45	Scott SWANN	GBR	Yamaha - Swann Racing	14	23:37.249	54.144	0.644	95.73	1:39.761	14
19	37	James HILLIER	GBR	Yamaha - LAMI OMG Racing Yamaha	14	23:37.900	54.795	0.651	95.68	1:39.910	12
20	2	John MCGUINNESS	GBR	Honda - Honda Racing UK	14	23:39.785	56.680	1.885	95.56	1:39.421	7
21	57	Richard WHITE	GBR	BMW - Trackdudes powered by Hilltop Motorcycles	14	23:42.421	59.316	2.636	95.38	1:40.563	10
22	36	Jamie COWARD	GBR	Honda - KTS Racing	14	23:42.696	59.591	0.275	95.36	1:40.050	13
23	26	Joe MOORE	GBR	Suzuki - Clearline Racing	14	23:45.596	1:02.491	2.900	95.17	1:40.550	8
24	17	Matty WHELAN	GBR	Suzuki - Milestone by ATS Racing	14	23:45.841	1:02.736	0.245	95.15	1:40.537	10
25	61	Dave SELLERS	GBR	Suzuki - True Heroes Racing	14	23:46.065	1:02.960	0.224	95.14	1:40.564	6
26	90	Rory PARKER	GBR	Suzuki - RP Racing	14	23:49.242	1:06.137	3.177	94.93	1:40.222	7
27	35	Stephen SMITH	GBR	Honda - Slipps Road Racing	14	24:00.203	1:17.098	10.961	94.20	1:41.085	13
28	80	Callum BEY	GBR	Suzuki - FilterLogic by EightZero Racing	14	24:00.535	1:17.430	0.332	94.18	1:40.984	7
29	39	Max MORGAN	GBR	Kawasaki - MSS Performance	14	24:02.854	1:19.749	2.319	94.03	1:41.284	3
30	33	Connor THOMSON	GBR	Kawasaki - Sound Advice Hearing Racing	13	22:55.786	1 Lap	1 Lap	91.57	1:44.234	7

NOT CLASSIFIED

DNF	31	Sam COX	GBR	BMW - Sam Cox Racing with Armada Marine Cable	12	20:31.723	2 Laps	1 Lap	94.41	1:40.515	7
DNF	34	Alastair SEELEY	GBR	BMW - SYNETIQ BMW Motorrad	10	16:13.488	4 Laps	2 Laps	99.55	1:36.557	4
DNF	75	Alex OLSEN	GBR	Honda - Cummins by Team IWR Honda	10	16:13.667	4 Laps	0.179	99.53	1:36.548	9
DNF	50	Michael EVANS	GBR	Suzuki - Michael Evans Racing	9	15:34.857	5 Laps	1 Lap	93.29	1:41.054	2
DNF	40	Joe FRANCIS	GBR	Kawasaki - STAUFF Fluid Power / GR Motosport	8	13:11.301	6 Laps	1 Lap	97.97	1:37.823	7
DNF	3	Billy McCONNELL	AUS	Honda - C&L Fairburn Properties Jackson Racing	4	6:33.256	10 Laps	4 Laps	98.57	1:36.311	4
DNF	94	Lee WILLIAMS	GBR	Kawasaki - Team Wilo Racing	2	3:26.607	12 Laps	2 Laps	93.81	1:40.091	2
DNF	86	Frederico LOPES-REGO	PRT	Yamaha - FLR Racing	2	3:57.733	12 Laps	31.126	81.53		
DNF	25	Jorel BOERBOOM	NLD	Kawasaki - G&S Racing	0						

FASTEST LAP

3	Billy McCONNELL	AUS	Honda - C&L Fairburn Properties Jackson Racing	4	1:36.311	100.62 mph	161.94 kph
---	-----------------	-----	--	---	----------	------------	------------

Weather / Track : Cloudy / Dry

These results are provisional until the conclusion of any judicial and technical matters.

Race Distance: 14 Laps / 37.68 miles

Oulton Park International: 2.6920 miles

Date: 01/05/2023 Start: 14:50 Finish: 15:13

Race Director : Stuart Higgs S. Higgs Digitally Approved at 15:26 Monday, 01 May 2023	Stewards :	Timekeeper : Richard Evans R. EVANS Digitally Approved at 15:23 Monday, 01 May 2023
---	------------	---

Results can be found at www.britishsuperbike.com

Printed - 15:15 Monday, 01 May 2023



MCRCB BULLETIN TK322

2023 Bennetts British Superbike Championship - Round 2

2023 Pirelli National Superstock with Santander Consumer Finance

RACE - LAP CHART

LAP 1 @ 14:52:26.029

NO	BEHIND	LAP TIME
34		1:41.469
5	0.229	1:41.698
19	0.308	1:41.777
75	0.693	1:42.162
4	0.793	1:42.262
54	1.007	1:42.476
3	1.127	1:42.596
99	1.583	1:43.052
12	2.195	1:43.664
8	2.376	1:43.845
10	2.593	1:44.062
23	2.688	1:44.157
18	3.082	1:44.551
40	3.309	1:44.778
55	3.970	1:45.439
11	4.540	1:46.009
94	5.047	1:46.516
59	5.269	1:46.738
27	5.607	1:47.076
24	5.656	1:47.125
61	6.297	1:47.766
96	6.627	1:48.096
17	7.166	1:48.635
57	7.266	1:48.735
37	7.835	1:49.304
50	8.230	1:49.699
36	8.393	1:49.862
15	8.491	1:49.960
31	8.694	1:50.163
35	9.199	1:50.668
45	9.663	1:51.132
26	9.957	1:51.426
39	10.382	1:51.851
80	10.836	1:52.305
2	11.663	1:53.132
90	11.843	1:53.312
33	12.238	1:53.707
86	14.367	1:55.836

LAP 2 @ 14:54:03.644

NO	BEHIND	LAP TIME
5		1:37.386
34	0.124	1:37.739
75	0.301	1:37.223
19	0.413	1:37.720
54	0.587	1:37.195
4	0.666	1:37.488
3	0.830	1:37.318
99	1.961	1:37.993
8	2.499	1:37.738
12	2.846	1:38.266
23	2.978	1:37.905
10	3.095	1:38.117
18	3.367	1:37.900
40	3.878	1:38.184
55	4.849	1:38.494
11	5.992	1:39.067
59	6.323	1:38.669
94	7.523	1:40.091
24	7.562	1:39.521
27	7.801	1:39.809
96	9.053	1:40.041
61	9.908	1:41.226

Weather / Track : Cloudy / Dry

Results can be found at www.tsl-timing.com

57	10.656	1:41.005
17	10.904	1:41.353
37	11.205	1:40.985
50	11.669	1:41.054
15	11.825	1:40.949
36	12.244	1:41.466
31	12.530	1:41.451
35	13.149	1:41.565
45	13.284	1:41.236
26	13.620	1:41.278
39	14.261	1:41.494
80	14.392	1:41.171
2	14.506	1:40.458
90	16.000	1:41.772
33	19.279	1:44.656
86	38.649	2:01.897 P

LAP 3 @ 14:55:40.056

NO	BEHIND	LAP TIME
5		1:36.412
34	0.396	1:36.684
75	0.557	1:36.668
54	0.787	1:36.612
4	0.887	1:36.633
3	1.449	1:37.031
19	1.484	1:37.483
8	3.666	1:37.579
99	3.909	1:38.360
23	4.483	1:37.917
12	4.602	1:38.168
10	4.772	1:38.089
18	4.866	1:37.911
40	5.370	1:37.904
55	6.761	1:38.324
59	8.716	1:38.805
11	9.094	1:39.514
24	9.817	1:38.667
27	11.914	1:40.525
96	14.231	1:41.590
61	14.641	1:41.145
57	15.538	1:41.294
37	15.952	1:41.159
15	16.162	1:40.749
17	16.416	1:41.924
31	16.667	1:40.549
36	16.870	1:41.038
50	17.373	1:42.116
45	17.965	1:41.093
35	18.538	1:41.801
26	18.728	1:41.520
39	19.133	1:41.284
80	19.550	1:41.570
2	19.880	1:41.786
90	20.854	1:41.266
33	27.626	1:44.759

LAP 4 @ 14:57:16.824

NO	BEHIND	LAP TIME
5		1:36.768
34	0.185	1:36.557
75	0.358	1:36.569
54	0.515	1:36.496
4	0.850	1:36.731
3	0.992	1:36.311
19	1.340	1:36.624

8	4.313	1:37.415
99	4.871	1:37.730
12	5.684	1:37.850
23	5.791	1:38.076
10	6.020	1:38.016
18	6.268	1:38.170
40	6.734	1:38.132
55	8.109	1:38.116
59	11.991	1:40.043
24	12.757	1:39.708
11	13.775	1:41.449
27	15.466	1:40.320
96	18.544	1:41.081
61	19.545	1:41.672
57	19.756	1:40.986
15	19.970	1:40.576
37	20.705	1:41.521
17	21.009	1:41.361
31	21.169	1:41.270
36	21.398	1:41.296
45	22.239	1:41.042
50	22.411	1:41.806
26	23.127	1:41.167
35	24.058	1:42.288
39	24.217	1:41.852
80	24.386	1:41.604
2	24.664	1:41.552
90	25.003	1:40.917
33	35.853	1:44.995

LAP 5 @ 14:58:54.145

NO	BEHIND	LAP TIME
34		1:37.136
5	0.208	1:37.529
75	0.348	1:37.311
54	0.635	1:37.441
4	0.888	1:37.359
19	1.132	1:37.113
8	4.740	1:37.748
99	5.437	1:37.887
12	6.094	1:37.731
23	6.163	1:37.693
10	6.495	1:37.796
18	6.688	1:37.741
40	7.333	1:37.920
55	9.588	1:38.800
59	13.927	1:39.257
24	14.267	1:38.831
11	16.970	1:40.516
27	18.926	1:40.781
96	22.305	1:41.082
61	23.703	1:41.479
57	23.898	1:41.463
15	24.108	1:41.459
37	24.685	1:41.301
17	24.973	1:41.285
31	25.088	1:41.240
45	25.268	1:40.350
36	25.556	1:41.479
50	26.177	1:41.087
26	26.502	1:40.696
39	28.798	1:41.902
80	29.125	1:42.060
35	29.376	1:42.639
2	29.415	1:42.072
90	29.681	1:41.999

LAP 6 @ 15:00:31.256

NO	BEHIND	LAP TIME
34		1:37.111
75	0.184	1:36.947
5	0.274	1:37.177
54	0.517	1:36.993
4	0.758	1:36.981
19	1.382	1:37.361
8	5.451	1:37.822
99	6.328	1:38.002
23	6.475	1:37.423
12	6.769	1:37.786
10	7.116	1:37.732
18	7.407	1:37.830
40	8.160	1:37.938
55	11.443	1:38.966
24	16.347	1:39.191
59	16.577	1:39.761
11	20.245	1:40.386
27	22.178	1:40.363
96	26.253	1:41.059
61	27.156	1:40.564
15	27.474	1:40.477
57	27.666	1:40.879
37	28.116	1:40.542
17	28.417	1:40.555
45	28.768	1:40.611
31	28.974	1:40.997
36	29.903	1:41.458
50	30.243	1:41.177
26	30.507	1:41.116
2	33.227	1:40.923
39	33.626	1:41.939
90	33.684	1:41.114
80	33.880	1:41.866
35	34.175	1:41.910
33	52.199	1:45.935

LAP 7 @ 15:02:08.006

NO	BEHIND	LAP TIME
34		1:36.750
75	0.213	1:36.779
54	0.392	1:36.625
5	0.719	1:37.195
4	1.198	1:37.190
19	1.545	1:36.913
8	6.559	1:37.858
23	7.363	1:37.638
99	8.017	1:38.439
10	8.365	1:37.999
12	8.477	1:38.458
18	8.690	1:38.033
40	9.233	1:37.823
55	14.106	1:39.413
24	19.061	1:39.464
59	19.853	1:40.026
11	23.400	1:39.905
27	25.941	1:40.513
96	30.187	1:40.684
15	30.472	1:39.748
61	31.933	1:41.527
37	32.176	1:40.810
57	32.240	1:41.324

45	32.508	1:40.490
31	32.739	1:40.515
17	32.987	1:41.320
36	33.390	1:40.237
26	34.631	1:40.874
50	35.722	1:42.229
2	35.898	1:39.421
90	37.156	1:40.222
80	38.114	1:40.984
35	39.179	1:41.754
39	39.372	1:42.496
33	59.683	1:44.234

LAP 8 @ 15:03:44.719

NO	BEHIND	LAP TIME
34		1:36.713
75	0.114	1:36.614
54	0.316	1:36.637
5	0.802	1:36.796
4	0.872	1:36.387
19	1.530	1:36.698
8	7.839	1:37.993
23	8.683	1:38.033
12	9.536	1:37.772
10	10.013	1:38.361
18	10.311	1:38.334
99	10.926	1:39.622
40	11.142	1:38.622
55	16.325	1:38.932
24	21.706	1:39.358
59	22.424	1:39.284
11	27.365	1:40.678
27	29.849	1:40.621
96	33.823	1:40.349
15	33.964	1:40.205
45	36.181	1:40.386
61	36.469	1:41.249
37	36.510	1:41.047
57	36.636	1:41.109
17	37.254	1:40.980
31	37.506	1:41.480
36	37.729	1:41.052
26	38.468	1:40.550
2	39.552	1:40.367
90	40.984	1:40.541
50	41.761	1:42.752
35	44.888	1:42.422
39	45.137	1:42.478
80	46.687	1:45.286
33	1:08.449	1:45.479

LAP 9 @ 15:05:21.381

NO	BEHIND	LAP TIME
75		1:36.548
34	0.018	1:36.680
54	0.343	1:36.689
5	0.810	1:36.670
4	0.896	1:36.686
19	1.974	1:37.106
8	9.438	1:38.261
23	9.943	1:37.922
12	10.794	1:37.920
10	11.266	1:37.915
18	11.616	1:37.967
99	13.779	1:39.515

Oulton Park International: 2.6920 miles
Date: 01/05/2023 Start: 14:50 Finish: 15:13

MCRCB BULLETIN TK322

2023 Bennetts British Superbike Championship - Round 2

2023 Pirelli National Superstock with Santander Consumer Finance

RACE - LAP CHART

55	18.605	1:38.942	8	12.297	1:38.636	4	0.342	1:37.009
24	24.181	1:39.137	23	12.370	1:38.376	19	4.155	1:38.007
59	24.647	1:38.885	12	12.535	1:37.855	33	1 Lap	1:48.659
11	31.583	1:40.880	10	13.176	1:37.962	12	14.793	1:38.803
27	33.582	1:40.395	18	14.439	1:38.498	23	14.871	1:38.768
96	37.289	1:40.128	99	18.808	1:39.488	10	15.640	1:39.009
15	37.502	1:40.200	55	21.383	1:38.220	8	15.821	1:38.742
45	39.433	1:39.914	24	28.610	1:39.208	18	17.446	1:39.349
37	40.041	1:40.193	59	29.376	1:39.415	99	21.764	1:38.860
57	41.301	1:41.327	11	39.856	1:41.752	55	22.666	1:38.070
61	41.313	1:41.506	27	40.939	1:40.708	24	31.309	1:38.568
17	41.657	1:41.065	15	43.352	1:39.859	59	34.174	1:39.771
36	42.164	1:41.097	96	44.111	1:40.379	11	47.604	1:41.058
26	43.362	1:41.556	45	46.703	1:40.237	27	47.707	1:40.887
31	43.941	1:43.097	37	47.264	1:40.663	15	48.611	1:39.997
2	44.027	1:41.137	57	48.830	1:40.841	96	50.181	1:40.685
90	45.355	1:41.033	17	49.610	1:41.291	45	51.922	1:40.025
35	51.934	1:43.708	61	49.862	1:40.931	37	52.315	1:40.011
39	52.109	1:43.634	36	50.178	1:41.089	2	54.731	1:39.710
80	52.204	1:42.179	2	50.244	1:40.370	57	55.995	1:40.752
50	58.036	1:52.937 P	26	50.945	1:40.759	36	56.266	1:40.050
33	1:16.786	1:44.999	31	53.447	1:41.975	17	58.151	1:41.382
			90	53.612	1:41.252	26	58.416	1:41.344
			80	1:04.108	1:42.540	61	58.651	1:41.747
			35	1:04.134	1:42.429	90	1:01.834	1:41.545
			39	1:04.708	1:43.178	35	1:12.190	1:41.085
			33	1:31.951	1:44.314	80	1:13.520	1:41.900
						39	1:14.473	1:42.162

LAP 10 @ 15:06:58.048

NO	BEHIND	LAP TIME
----	--------	----------

34		1:36.649
75	0.179	1:36.846
54	0.509	1:36.833
5	1.166	1:37.023
4	1.656	1:37.427
19	2.504	1:37.197
8	10.869	1:38.098
23	11.202	1:37.926
12	11.888	1:37.761
10	12.422	1:37.823
18	13.149	1:38.200
99	16.528	1:39.416
55	20.371	1:38.433
24	26.610	1:39.096
59	27.169	1:39.189
11	35.312	1:40.396
27	37.439	1:40.524
15	40.701	1:39.866
96	40.940	1:40.318
45	43.674	1:40.908
37	43.809	1:40.435
57	45.197	1:40.563
17	45.527	1:40.537
61	46.139	1:41.493
36	46.297	1:40.800
2	47.082	1:39.722
26	47.394	1:40.699
31	48.680	1:41.406
90	49.568	1:40.880
39	58.738	1:43.296
80	58.776	1:43.239
35	58.913	1:43.646
33	1:24.845	1:44.726

LAP 11 @ 15:08:35.256

NO	BEHIND	LAP TIME
----	--------	----------

54		1:36.699
5	0.619	1:36.661
4	1.316	1:36.868
19	3.102	1:37.806

LAP 12 @ 15:10:12.496

NO	BEHIND	LAP TIME
----	--------	----------

54		1:37.240
5	0.453	1:37.074
4	0.963	1:36.887
19	3.778	1:37.916
12	13.620	1:38.325
23	13.733	1:38.603
10	14.261	1:38.325
8	14.709	1:39.652
18	15.727	1:38.528
99	20.534	1:38.966
55	22.226	1:38.083
24	30.371	1:39.001
59	32.033	1:39.897
11	44.176	1:41.560
27	44.450	1:40.751
15	46.244	1:40.132
96	47.126	1:40.255
45	49.527	1:40.064
37	49.934	1:39.910
2	52.651	1:39.647
57	52.873	1:41.283
36	53.846	1:40.908
17	54.399	1:42.029
61	54.534	1:41.912
26	54.702	1:40.997
90	57.919	1:41.547
31	1:03.787	1:47.580 P
35	1:08.735	1:41.841
80	1:09.250	1:42.382
39	1:09.941	1:42.473

LAP 13 @ 15:11:50.126

NO	BEHIND	LAP TIME
----	--------	----------

54		1:37.630
5	0.106	1:37.283

LAP 14 @ 15:13:27.665

NO	BEHIND	LAP TIME
----	--------	----------

4		1:37.197
5	0.157	1:37.590
54	0.276	1:37.815
19	5.055	1:38.439
33	1 Lap	1:44.480
12	17.736	1:40.482
10	17.751	1:39.650
8	17.793	1:39.511
23	18.318	1:40.986
18	19.251	1:39.344
99	23.001	1:38.776
55	23.093	1:37.966
24	32.804	1:39.034
59	37.183	1:40.548
27	51.320	1:41.152
15	51.449	1:40.377
11	51.648	1:41.583
96	53.500	1:40.858
45	54.144	1:39.761
37	54.795	1:40.019
2	56.680	1:39.488
57	59.316	1:40.860
36	59.591	1:40.864
26	1:02.491	1:41.614
17	1:02.736	1:42.124
61	1:02.960	1:41.848
90	1:06.137	1:41.842
35	1:17.098	1:42.447
80	1:17.430	1:41.449
39	1:19.749	1:42.815

MCRCB BULLETIN TK323

2023 Bennetts British Superbike Championship - Round 2

2023 Pirelli National Superstock with Santander Consumer Finance

RACE - POSITION CHART

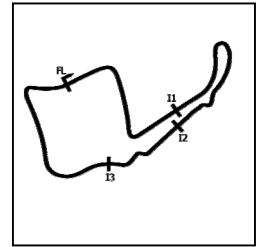
No	Name	Lap														
		Pos	1	2	3	4	5	6	7	8	9	10	11	12	13	14
34	SEELEY	1	34	5	5	5	34	34	34	34	75	34	54	54	54	4
3	McCONNELL	2	5	34	34	34	5	75	75	75	34	75	5	5	5	5
19	TALBOT	3	19	75	75	75	75	5	54	54	54	54	4	4	4	54
4	LINFOOT	4	75	19	54	54	54	54	5	5	5	5	19	19	19	19
75	OLSEN	5	4	54	4	4	4	4	4	4	4	4	8	12	12	12
5	KERR	6	54	4	3	3	19	19	19	19	19	19	23	23	23	10
99	LUXTON	7	3	3	19	19	8	8	8	8	8	8	12	10	10	8
54	BOURNE	8	99	99	8	8	99	99	23	23	23	23	10	8	8	23
55	BEECH	9	12	8	99	99	12	23	99	12	12	12	18	18	18	18
8	ROLLO	10	8	12	23	12	23	12	10	10	10	10	99	99	99	99
12	HEDGER	11	10	23	12	23	10	10	12	18	18	18	55	55	55	55
23	ALLINGHAM	12	23	10	10	10	18	18	18	99	99	99	24	24	24	24
10	SHELDON-SHAW	13	18	18	18	18	40	40	40	40	55	55	59	59	59	59
40	FRANCIS	14	40	40	40	40	55	55	55	55	24	24	11	11	11	27
18	WINFIELD	15	55	55	55	55	59	24	24	24	59	59	27	27	27	15
45	SWANN	16	11	11	59	59	24	59	59	59	11	11	15	15	15	11
11	REID	17	94	59	11	24	11	11	11	11	27	27	96	96	96	96
61	SELLERS	18	59	94	24	11	27	27	27	27	96	15	45	45	45	45
94	WILLIAMS	19	27	24	27	27	96	96	96	96	15	96	37	37	37	37
27	SYMONDS	20	24	27	96	96	61	61	15	15	45	45	57	2	2	2
24	CUMMINS	21	61	96	61	61	57	15	61	45	37	37	17	57	57	57
17	WHELAN	22	96	61	57	57	15	57	37	61	57	57	61	36	36	36
96	SMITH	23	17	57	37	15	37	37	57	37	61	17	36	17	17	26
25	BOERBOOM	24	57	17	15	37	17	17	45	57	17	61	2	61	26	17
36	COWARD	25	37	37	17	17	31	45	31	17	36	36	26	26	61	61
59	TRUELOVE	26	50	50	31	31	45	31	17	31	26	2	31	90	90	90
57	WHITE	27	36	15	36	36	36	36	36	36	31	26	90	31	35	35
35	SMITH	28	15	36	50	45	50	50	26	26	2	31	80	35	80	80
37	HILLIER	29	31	31	45	50	26	26	50	2	90	90	35	80	39	39
39	MORGAN	30	35	35	35	26	39	2	2	90	35	39	39	39	33	
50	EVANS	31	45	45	26	35	80	39	90	50	39	80	33	33		
15	HARRISON	32	26	26	39	39	35	90	80	35	80	35				
90	PARKER	33	39	39	80	80	2	80	35	39	50	33				
31	COX	34	80	80	2	2	90	35	39	80	33					
33	THOMSON	35	2	2	90	90	33	33	33	33						
26	MOORE	36	90	90	33	33										
86	LOPES-REGO	37	33	33												
80	BEY	38	86	86												
2	McGUINNESS	39														

MCRCB BULLETIN TK324

2023 Bennetts British Superbike Championship - Round 2

2023 Pirelli National Superstock with Santander Consumer Finance

RACE - SECTOR ANALYSIS



SECTOR 1 = FL to I1, SECTOR 2 = I1 to I2 SECTOR 3 = I2 to I3, SECTOR 4 = I3 to FL, DIFF = Difference To Personal Best Lap, P = Crossed Finish Line in Pit Lane, D = Time Disallowed

P1		4		Dan LINFOOT				Honda - Optimum Bikes Racing Ltd							
IDEAL LAP TIME : 1:36.298		BEST LAP TIME : 1:36.387		DIFFERENCE : 0.089											
LAP	SECTOR 1	SECTOR 2	SECTOR 3	SECTOR 4	LAP TIME	MPH	DIFF	TIME OF DAY							
1 -		152.8	27.992	118.5	19.621	132.8	26.510	144.3	1:42.262	94.76	5.875	14:52:26.822			
2 -	23.677	155.7	27.914	119.8	19.393	133.6	26.504	145.2	1:37.488	99.41	1.101	14:54:04.310			
3 -	23.781	154.6	27.659	120.2	18.882	134.7	26.311	144.6	1:36.633	(2) 100.28	0.246	14:55:40.943			
4 -	23.670	156.0	27.532	119.8	19.118	132.8	26.411	143.3	1:36.731	100.18	0.344	14:57:17.674			
5 -	23.638	156.0	28.226	119.1	19.024	133.4	26.471	144.0	1:37.359	99.54	0.972	14:58:55.033			
6 -	23.645	154.9	27.708	120.4	19.283	132.6	26.345	144.0	1:36.981	99.92	0.594	15:00:32.014			
7 -	23.655	154.2	27.778	118.3	19.011	132.8	26.746	141.8	1:37.190	99.71	0.803	15:02:09.204			
8 -	23.664	154.6	27.532	117.9	18.867	132.1	26.324	146.2	1:36.387	(1) 100.54		15:03:45.591			
9 -	23.656	154.2	27.482	118.5	19.149	134.2	26.399	144.6	1:36.686	(3) 100.23	0.299	15:05:22.277			
10 -	23.910	155.7	27.659	119.1	19.020	130.3	26.838	139.5	1:37.427	99.47	1.040	15:06:59.704			
11 -	23.890	153.9	27.501	117.1	18.914	132.1	26.563	142.1	1:36.868	100.04	0.481	15:08:36.572			
12 -	23.837	155.3	27.591	117.3	18.982	131.8	26.477	142.1	1:36.887	100.02	0.500	15:10:13.459			
13 -	23.704	155.7	27.555	118.1	19.109	131.3	26.641	142.4	1:37.009	99.90	0.622	15:11:50.468			
14 -	24.044	154.6	27.509	119.1	19.049	130.5	26.595	140.6	1:37.197	99.70	0.810	15:13:27.665			

P2		5		Richard KERR				Honda - AMD Motorsport							
IDEAL LAP TIME : 1:36.137		BEST LAP TIME : 1:36.412		DIFFERENCE : 0.275											
LAP	SECTOR 1	SECTOR 2	SECTOR 3	SECTOR 4	LAP TIME	MPH	DIFF	TIME OF DAY							
1 -		153.2	27.962	117.1	19.076	132.1	26.696	142.4	1:41.698	95.29	5.286	14:52:26.258			
2 -	23.818	155.7	27.785	115.3	19.009	129.8	26.774	139.5	1:37.386	99.51	0.974	14:54:03.644			
3 -	23.749	154.2	27.259	118.7	18.773	131.3	26.631	140.3	1:36.412	(1) 100.51		14:55:40.056			
4 -	23.738	152.1	27.358	115.7	19.005	132.3	26.667	139.5	1:36.768	100.14	0.356	14:57:16.824			
5 -	23.991	150.8	27.936	116.3	19.071	131.0	26.531	143.0	1:37.529	99.36	1.117	14:58:54.353			
6 -	23.808	154.6	27.529	116.5	19.118	132.8	26.722	140.3	1:37.177	99.72	0.765	15:00:31.530			
7 -	23.941	156.4	27.669	119.4	19.194	133.1	26.391	142.7	1:37.195	99.70	0.783	15:02:08.725			
8 -	23.883	153.5	27.534	116.5	18.954	130.3	26.425	143.0	1:36.796	100.12	0.384	15:03:45.521			
9 -	24.021	154.9	27.313	120.0	18.816	131.0	26.520	142.1	1:36.670	(3) 100.25	0.258	15:05:22.191			
10 -	23.951	154.6	27.492	118.1	18.963	131.5	26.617	139.8	1:37.023	99.88	0.611	15:06:59.214			
11 -	23.714	155.7	27.389	117.3	18.979	129.8	26.579	139.5	1:36.661	(2) 100.26	0.249	15:08:35.875			
12 -	23.896	153.9	27.547	113.5	19.019	130.3	26.612	140.1	1:37.074	99.83	0.662	15:10:12.949			
13 -	23.937	153.9	27.515	115.9	19.188	130.5	26.643	141.8	1:37.283	99.61	0.871	15:11:50.232			
14 -	24.033	152.5	27.574	115.1	19.347	127.5	26.636	141.2	1:37.590	99.30	1.178	15:13:27.822			

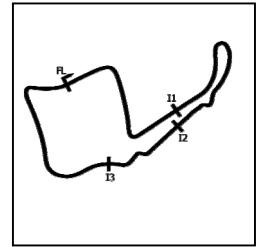
P3		54		Franco BOURNE				Honda - Marvel HCL Motorsport							
IDEAL LAP TIME : 1:36.048		BEST LAP TIME : 1:36.496		DIFFERENCE : 0.448											
LAP	SECTOR 1	SECTOR 2	SECTOR 3	SECTOR 4	LAP TIME	MPH	DIFF	TIME OF DAY							
1 -		152.8	28.212	118.5	19.133	135.5	26.505	143.7	1:42.476	94.57	5.980	14:52:27.036			
2 -	23.831	155.7	27.688	120.4	19.097	136.6	26.579	145.8	1:37.195	99.70	0.699	14:54:04.231			
3 -	23.772	155.3	27.510	118.1	18.980	135.0	26.350	144.3	1:36.612	(2) 100.31	0.116	14:55:40.843			
4 -	23.486	156.7	27.591	118.3	18.970	135.0	26.449	142.1	1:36.496	(1) 100.43		14:57:17.339			
5 -	23.776	157.1	28.046	118.3	19.000	136.9	26.619	143.3	1:37.441	99.45	0.945	14:58:54.780			
6 -	23.624	156.7	27.514	118.5	19.603	133.6	26.252	143.0	1:36.993	99.91	0.497	15:00:31.773			
7 -	23.736	157.9	27.527	117.9	19.003	136.3	26.359	140.1	1:36.625	(3) 100.29	0.129	15:02:08.398			
8 -	23.732	153.9	27.464	119.6	19.009	134.2	26.432	143.7	1:36.637	100.28	0.141	15:03:45.035			
9 -	23.725	155.3	27.613	119.1	18.999	133.9	26.352	144.0	1:36.689	100.23	0.193	15:05:21.724			
10 -	23.956	154.6	27.657	117.3	18.878	134.2	26.342	143.3	1:36.833	100.08	0.337	15:06:58.557			
11 -	23.859	154.9	27.432	115.9	19.040	133.4	26.368	142.4	1:36.699	100.22	0.203	15:08:35.256			
12 -	24.085	149.1	27.555	117.3	19.027	131.0	26.573	142.4	1:37.240	99.66	0.744	15:10:12.496			
13 -	23.965	152.1	27.730	116.9	19.277	131.8	26.658	140.3	1:37.630	99.26	1.134	15:11:50.126			
14 -	24.340	153.5	27.870	119.4	19.080	131.5	26.525	141.5	1:37.815	99.07	1.319	15:13:27.941			

MCRCB BULLETIN TK324

2023 Bennetts British Superbike Championship - Round 2

2023 Pirelli National Superstock with Santander Consumer Finance

RACE - SECTOR ANALYSIS



SECTOR 1 = FL to I1, SECTOR 2 = I1 to I2 SECTOR 3 = I2 to I3, SECTOR 4 = I3 to FL, DIFF = Difference To Personal Best Lap, P = Crossed Finish Line in Pit Lane, D = Time Disallowed

P4 19		Joe TALBOT				Honda - JR Performance Racing						
IDEAL LAP TIME : 1:36.185		BEST LAP TIME : 1:36.624				DIFFERENCE : 0.439						
LAP	SECTOR 1	SECTOR 2		SECTOR 3		SECTOR 4		LAP TIME	MPH	DIFF	TIME OF DAY	
1 -		155.7	28.061	120.2	19.256	135.5	26.309	144.6	1:41.777	95.22	5.153	14:52:26.337
2 -	23.752	158.2	27.889	118.1	19.318	134.7	26.761	143.3	1:37.720	99.17	1.096	14:54:04.057
3 -	23.853	154.6	28.006	121.7	18.976	132.3	26.648	144.9	1:37.483	99.41	0.859	14:55:41.540
4 -	23.855	156.7	27.326	120.6	18.959	134.7	26.484	145.5	1:36.624 (1)	100.29		14:57:18.164
5 -	23.591	159.0	27.897	122.0	19.099	135.0	26.526	141.8	1:37.113	99.79	0.489	14:58:55.277
6 -	23.713	157.1	27.487	121.7	19.670	134.2	26.491	143.7	1:37.361	99.53	0.737	15:00:32.638
7 -	23.874	153.2	27.486	118.1	19.029	132.3	26.524	144.3	1:36.913 (3)	100.00	0.289	15:02:09.551
8 -	23.705	157.5	27.531	118.5	18.968	133.9	26.494	143.7	1:36.698 (2)	100.22	0.074	15:03:46.249
9 -	23.766	156.0	27.587	119.8	19.116	132.6	26.637	142.7	1:37.106	99.80	0.482	15:05:23.355
10 -	24.028	155.7	27.562	119.6	19.023	131.5	26.584	141.2	1:37.197	99.70	0.573	15:07:00.552
11 -	24.039	156.4	27.778	117.5	19.179	130.3	26.810	141.2	1:37.806	99.08	1.182	15:08:38.358
12 -	24.174	155.7	27.761	117.1	19.079	132.3	26.902	141.5	1:37.916	98.97	1.292	15:10:16.274
13 -	24.081	153.9	27.818	115.7	19.230	130.5	26.878	142.7	1:38.007	98.88	1.383	15:11:54.281
14 -	24.050	156.4	28.054	116.7	19.283	129.5	27.052	139.5	1:38.439	98.44	1.815	15:13:32.720

P5 12		Luke HEDGER				Kawasaki - MAD Racing						
IDEAL LAP TIME : 1:37.307		BEST LAP TIME : 1:37.731				DIFFERENCE : 0.424						
LAP	SECTOR 1	SECTOR 2		SECTOR 3		SECTOR 4		LAP TIME	MPH	DIFF	TIME OF DAY	
1 -		150.8	28.366	119.4	19.449	132.6	26.822	141.2	1:43.664	93.48	5.933	14:52:28.224
2 -	24.157	152.5	27.979	116.9	19.538	133.6	26.592	142.7	1:38.266	98.62	0.535	14:54:06.490
3 -	23.989	153.5	27.874	116.3	19.285	133.9	27.020	143.3	1:38.168	98.72	0.437	14:55:44.658
4 -	23.927	152.5	27.869	117.3	19.238	133.4	26.816	141.5	1:37.850	99.04	0.119	14:57:22.508
5 -	23.882	152.1	27.854	116.5	19.219	132.8	26.776	141.2	1:37.731 (1)	99.16		14:59:00.239
6 -	24.135	154.2	27.834	118.9	19.125	134.2	26.692	142.1	1:37.786	99.10	0.055	15:00:38.025
7 -	24.045	153.9	28.003	118.3	19.330	133.9	27.080	141.2	1:38.458	98.43	0.727	15:02:16.483
8 -	24.030	154.9	27.708	117.3	19.264	133.4	26.770	142.1	1:37.772 (3)	99.12	0.041	15:03:54.255
9 -	23.990	152.1	27.828	117.3	19.281	133.1	26.821	140.9	1:37.920	98.97	0.189	15:05:32.175
10 -	24.075	153.5	27.749	115.3	19.148	132.6	26.789	142.4	1:37.761 (2)	99.13	0.030	15:07:09.936
11 -	23.994	154.2	27.796	118.9	19.163	133.9	26.902	143.0	1:37.855	99.03	0.124	15:08:47.791
12 -	24.106	151.1	27.961	118.9	19.299	130.0	26.959	140.3	1:38.325	98.56	0.594	15:10:26.116
13 -	24.207	149.4	28.115	117.3	19.320	129.0	27.161	140.3	1:38.803	98.08	1.072	15:12:04.919
14 -	24.482	152.5	28.153	117.7	19.822	116.5	28.025	134.4	1:40.482	96.44	2.751	15:13:45.401

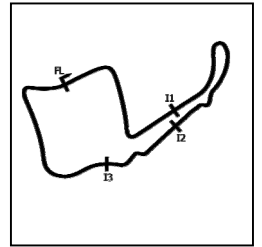
P6 10		Joe SHELDON-SHAW				Suzuki - Forward Vision Racing						
IDEAL LAP TIME : 1:37.325		BEST LAP TIME : 1:37.732				DIFFERENCE : 0.407						
LAP	SECTOR 1	SECTOR 2		SECTOR 3		SECTOR 4		LAP TIME	MPH	DIFF	TIME OF DAY	
1 -		153.9	28.455	117.5	19.378	134.4	26.918	138.3	1:44.062	93.12	6.330	14:52:28.622
2 -	24.092	154.9	27.866	117.9	19.408	133.1	26.751	145.8	1:38.117	98.77	0.385	14:54:06.739
3 -	24.044	152.5	28.071	116.9	19.328	133.4	26.646	141.2	1:38.089	98.80	0.357	14:55:44.828
4 -	24.057	155.3	27.973	117.5	19.301	135.0	26.685	142.4	1:38.016	98.87	0.284	14:57:22.844
5 -	23.814	155.3	27.992	117.7	19.251	133.4	26.739	143.0	1:37.796 (2)	99.09	0.064	14:59:00.640
6 -	24.063	152.1	27.875	116.9	19.213	132.6	26.581	143.7	1:37.732 (1)	99.16		15:00:38.372
7 -	23.983	152.1	27.984	116.1	19.309	134.2	26.723	141.8	1:37.999	98.89	0.267	15:02:16.371
8 -	24.002	151.4	28.076	117.1	19.582	130.5	26.701	141.8	1:38.361	98.52	0.629	15:03:54.732
9 -	24.161	151.8	27.778	114.9	19.294	131.5	26.682	142.1	1:37.915	98.97	0.183	15:05:32.647
10 -	24.051	151.4	27.717	116.1	19.234	132.1	26.821	140.9	1:37.823 (3)	99.06	0.091	15:07:10.470
11 -	24.080	152.1	27.772	116.9	19.285	131.0	26.825	139.8	1:37.962	98.92	0.230	15:08:48.432
12 -	24.057	152.8	28.016	115.5	19.416	130.5	26.836	139.8	1:38.325	98.56	0.593	15:10:26.757
13 -	24.381	149.4	28.009	115.7	19.512	130.0	27.107	138.6	1:39.009	97.88	1.277	15:12:05.766
14 -	24.159	152.1	28.158	114.9	19.452	124.7	27.881	135.5	1:39.650	97.25	1.918	15:13:45.416

MCRCB BULLETIN TK324

2023 Bennetts British Superbike Championship - Round 2

2023 Pirelli National Superstock with Santander Consumer Finance

RACE - SECTOR ANALYSIS



SECTOR 1 = FL to I1, SECTOR 2 = I1 to I2 SECTOR 3 = I2 to I3, SECTOR 4 = I3 to FL, DIFF = Difference To Personal Best Lap, P = Crossed Finish Line in Pit Lane, D = Time Disallowed

P7		8		Lewis ROLLO				Aprilia - IN Competition / Aprilia				
IDEAL LAP TIME : 1:37.130		BEST LAP TIME : 1:37.415		DIFFERENCE : 0.285								
LAP	SECTOR 1	SECTOR 2	SECTOR 3	SECTOR 4	LAP TIME	MPH	DIFF	TIME OF DAY				
1 -		151.8	28.519	117.3	19.444	133.4	26.802	143.0	1:43.845	93.32	6.430	14:52:28.405
2 -	23.960	154.6	27.906	115.9	19.270	132.8	26.602	142.7	1:37.738 (3)	99.15	0.323	14:54:06.143
3 -	23.803	154.2	27.637	118.5	19.455	131.3	26.684	141.5	1:37.579 (2)	99.31	0.164	14:55:43.722
4 -	23.884	152.8	27.572	118.5	19.153	132.3	26.806	142.1	1:37.415 (1)	99.48		14:57:21.137
5 -	23.867	153.2	27.650	116.3	19.372	131.3	26.859	142.1	1:37.748	99.14	0.333	14:58:58.885
6 -	23.970	151.4	27.877	116.1	19.254	131.3	26.721	140.9	1:37.822	99.07	0.407	15:00:36.707
7 -	24.026	152.5	27.671	114.9	19.351	130.3	26.810	140.1	1:37.858	99.03	0.443	15:02:14.565
8 -	24.001	151.4	27.843	113.7	19.356	130.8	26.793	141.5	1:37.993	98.89	0.578	15:03:52.558
9 -	23.941	151.1	27.692	115.7	19.630	128.0	26.998	140.1	1:38.261	98.62	0.846	15:05:30.819
10 -	24.108	149.7	27.817	114.7	19.349	130.5	26.824	140.3	1:38.098	98.79	0.683	15:07:08.917
11 -	24.122	149.7	27.975	113.7	19.431	128.8	27.108	138.6	1:38.636	98.25	1.221	15:08:47.553
12 -	24.608	151.4	28.261	111.8	19.913	128.5	26.870	141.2	1:39.652	97.25	2.237	15:10:27.205
13 -	24.131	150.8	28.048	115.7	19.492	129.8	27.071	141.2	1:38.742	98.14	1.327	15:12:05.947
14 -	24.075	146.8	28.276	116.3	19.637	126.1	27.523	137.2	1:39.511	97.38	2.096	15:13:45.458

P8		23		David ALLINGHAM				Honda - Milenco by Padgetts Motorcycles				
IDEAL LAP TIME : 1:37.053		BEST LAP TIME : 1:37.423		DIFFERENCE : 0.370								
LAP	SECTOR 1	SECTOR 2	SECTOR 3	SECTOR 4	LAP TIME	MPH	DIFF	TIME OF DAY				
1 -		152.8	28.424	122.4	19.486		26.794	145.2	1:44.157	93.04	6.734	14:52:28.717
2 -	23.857	155.3	28.173	120.6	19.406	135.8	26.469	144.9	1:37.905	98.98	0.482	14:54:06.622
3 -	23.960	155.3	27.964	119.1	19.212	133.4	26.781	142.7	1:37.917	98.97	0.494	14:55:44.539
4 -	24.221	153.5	27.822	119.8	19.224	136.1	26.809	145.2	1:38.076	98.81	0.653	14:57:22.615
5 -	23.905	154.2	27.981	118.5	19.127	136.1	26.680	144.9	1:37.693 (3)	99.20	0.270	14:59:00.308
6 -	23.949	153.5	27.640	118.1	19.170	135.0	26.664	142.7	1:37.423 (1)	99.47		15:00:37.731
7 -	24.011	152.5	27.727	117.3	19.092	134.2	26.808	140.3	1:37.638 (2)	99.25	0.215	15:02:15.369
8 -	24.293	148.7	27.786	118.1	19.114	133.1	26.840	141.5	1:38.033	98.85	0.610	15:03:53.402
9 -	23.964	153.9	27.819	118.1	19.127	132.8	27.012	141.2	1:37.922	98.96	0.499	15:05:31.324
10 -	24.028	153.9	27.821	117.9	19.087	132.6	26.990	139.8	1:37.926	98.96	0.503	15:07:09.250
11 -	24.193	151.1	28.000	117.7	19.191	131.8	26.992	142.1	1:38.376	98.51	0.953	15:08:47.626
12 -	24.204	152.5	27.904	115.5	19.617	132.3	26.878	140.9	1:38.603	98.28	1.180	15:10:26.229
13 -	24.281	152.1	28.198	117.9	19.162	131.5	27.127	141.2	1:38.768	98.12	1.345	15:12:04.997
14 -	24.468	153.9	28.178	119.1	20.060	104.6	28.280	135.2	1:40.986	95.96	3.563	15:13:45.983

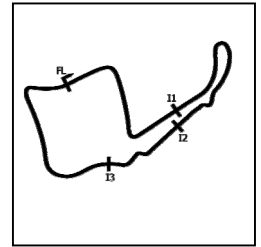
P9		18		Shaun WINFIELD				Honda - TAG Racing				
IDEAL LAP TIME : 1:37.321		BEST LAP TIME : 1:37.741		DIFFERENCE : 0.420								
LAP	SECTOR 1	SECTOR 2	SECTOR 3	SECTOR 4	LAP TIME	MPH	DIFF	TIME OF DAY				
1 -		148.7	28.685	118.7	19.339	133.6	26.750	143.3	1:44.551	92.69	6.810	14:52:29.111
2 -	23.811	152.5	28.066	118.9	19.431	134.7	26.592	143.0	1:37.900 (3)	98.99	0.159	14:54:07.011
3 -	23.969	153.9	27.963	120.4	19.344	134.7	26.635	143.7	1:37.911	98.98	0.170	14:55:44.922
4 -	24.074	151.8	27.977	120.0	19.461	133.4	26.658	143.0	1:38.170	98.71	0.429	14:57:23.092
5 -	23.919	152.5	27.932	119.4	19.182	134.4	26.708	144.0	1:37.741 (1)	99.15		14:59:00.833
6 -	24.048	153.2	28.000	116.1	19.140	134.4	26.642	141.5	1:37.830 (2)	99.06	0.089	15:00:38.663
7 -	24.093	150.8	27.976	118.7	19.216	133.1	26.748	142.4	1:38.033	98.85	0.292	15:02:16.696
8 -	24.024	151.8	27.921	118.9	19.612	128.5	26.777	142.1	1:38.334	98.55	0.593	15:03:55.030
9 -	24.080	152.5	27.778	118.5	19.306	134.4	26.803	140.3	1:37.967	98.92	0.226	15:05:32.997
10 -	24.107	152.5	27.977	118.1	19.219	133.1	26.897	140.6	1:38.200	98.68	0.459	15:07:11.197
11 -	24.105	151.8	27.862	118.5	19.485	132.3	27.046	139.5	1:38.498	98.39	0.757	15:08:49.695
12 -	24.179	152.5	27.996	116.7	19.334	131.3	27.019	140.3	1:38.528	98.36	0.787	15:10:28.223
13 -	24.347	153.2	28.346	115.3	19.533	132.1	27.123	140.9	1:39.349	97.54	1.608	15:12:07.572
14 -	24.349	152.8	28.326	117.5	19.427	133.4	27.242	137.7	1:39.344	97.55	1.603	15:13:46.916

MCRCB BULLETIN TK324

2023 Bennetts British Superbike Championship - Round 2

2023 Pirelli National Superstock with Santander Consumer Finance

RACE - SECTOR ANALYSIS



SECTOR 1 = FL to I1, SECTOR 2 = I1 to I2 SECTOR 3 = I2 to I3, SECTOR 4 = I3 to FL, DIFF = Difference To Personal Best Lap, P = Crossed Finish Line in Pit Lane, D = Time Disallowed

P10 99		Ben LUXTON				Honda - Ben Luxton Racing						
IDEAL LAP TIME : 1:37.425		BEST LAP TIME : 1:37.730				DIFFERENCE : 0.305						
LAP	SECTOR 1	SECTOR 2	SECTOR 3	SECTOR 4	LAP TIME	MPH	DIFF	TIME OF DAY				
1 -		152.1	28.232	117.5	19.372	131.8	26.641	145.2	1:43.052	94.04	5.322	14:52:27.612
2 -	24.028	156.4	28.136	112.2	19.185	134.7	26.644	143.3	1:37.993 (3)	98.89	0.263	14:54:05.605
3 -	24.022	156.7	27.840	115.9	19.705	131.0	26.793	145.2	1:38.360	98.52	0.630	14:55:43.965
4 -	24.064	154.6	27.706	117.1	19.228	132.1	26.732	144.3	1:37.730 (1)	99.16		14:57:21.695
5 -	23.893	155.7	27.820	116.3	19.238	129.8	26.936	142.4	1:37.887 (2)	99.00	0.157	14:58:59.582
6 -	24.150	155.7	27.853	116.3	19.188	130.5	26.811	142.7	1:38.002	98.88	0.272	15:00:37.584
7 -	24.396	153.2	27.879	116.7	19.378	129.3	26.786	142.7	1:38.439	98.44	0.709	15:02:16.023
8 -	24.211	155.3	27.818	115.1	20.395	116.3	27.198	140.9	1:39.622	97.28	1.892	15:03:55.645
9 -	24.384	152.5	28.136	115.9	19.575	127.3	27.420	139.2	1:39.515	97.38	1.785	15:05:35.160
10 -	24.476	151.8	28.345	115.1	19.271	128.8	27.324	139.8	1:39.416	97.48	1.686	15:07:14.576
11 -	24.417	153.2	28.185	116.1	19.333	126.3	27.553	140.3	1:39.488	97.41	1.758	15:08:54.064
12 -	24.404	154.2	28.155	114.9	19.256	128.8	27.151	140.9	1:38.966	97.92	1.236	15:10:33.030
13 -	24.329	154.6	28.124	116.1	19.387	127.5	27.020	140.9	1:38.860	98.03	1.130	15:12:11.890
14 -	24.308	152.5	28.085	115.3	19.244	129.5	27.139	140.6	1:38.776	98.11	1.046	15:13:50.666

P11 55		Ash BEECH				Honda - Jones Dorling Racing						
IDEAL LAP TIME : 1:37.674		BEST LAP TIME : 1:37.966				DIFFERENCE : 0.292						
LAP	SECTOR 1	SECTOR 2	SECTOR 3	SECTOR 4	LAP TIME	MPH	DIFF	TIME OF DAY				
1 -		151.1	28.838	115.7	19.762	132.6	26.851	140.6	1:45.439	91.91	7.473	14:52:29.999
2 -	24.144	154.6	28.071	115.5	19.477	130.5	26.802	140.9	1:38.494	98.39	0.528	14:54:08.493
3 -	24.023	154.6	27.945	117.1	19.456	129.3	26.900	141.5	1:38.324	98.56	0.358	14:55:46.817
4 -	24.152	152.8	27.890	116.9	19.266	130.3	26.808	141.5	1:38.116	98.77	0.150	14:57:24.933
5 -	24.225	150.4	27.976	112.7	19.409	129.0	27.190	137.5	1:38.800	98.09	0.834	14:59:03.733
6 -	24.269	150.1	28.065	115.5	19.565	128.0	27.067	138.3	1:38.966	97.92	1.000	15:00:42.699
7 -	24.384	150.1	28.139	114.1	19.613	127.5	27.277	137.7	1:39.413	97.48	1.447	15:02:22.112
8 -	24.380	150.1	28.110	114.7	19.474	128.0	26.968	139.2	1:38.932	97.95	0.966	15:04:01.044
9 -	24.414	148.4	28.098	113.5	19.366	127.8	27.064	138.0	1:38.942	97.94	0.976	15:05:39.986
10 -	24.354	150.1	27.800	116.7	19.333	129.0	26.946	139.8	1:38.433	98.45	0.467	15:07:18.419
11 -	24.116	150.4	27.864	115.5	19.254	128.8	26.986	138.9	1:38.220	98.66	0.254	15:08:56.639
12 -	24.237	150.8	27.862	116.9	19.226	129.5	26.758	139.5	1:38.083 (3)	98.80	0.117	15:10:34.722
13 -	24.247	150.1	27.667	115.7	19.342	128.3	26.814	140.9	1:38.070 (2)	98.82	0.104	15:12:12.792
14 -	24.128	152.8	27.747	114.9	19.229	131.3	26.862	139.2	1:37.966 (1)	98.92		15:13:50.758

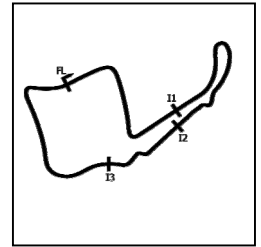
P12 24		Conor CUMMINS				Honda - Milenco by Padgetts Motorcycles						
IDEAL LAP TIME : 1:38.491		BEST LAP TIME : 1:38.568				DIFFERENCE : 0.077						
LAP	SECTOR 1	SECTOR 2	SECTOR 3	SECTOR 4	LAP TIME	MPH	DIFF	TIME OF DAY				
1 -		148.4	28.978	118.9	20.086	131.0	27.245	138.6	1:47.125	90.46	8.557	14:52:31.685
2 -	24.474	149.7	28.305	118.7	19.755	133.1	26.987	140.9	1:39.521	97.37	0.953	14:54:11.206
3 -	24.336	150.8	28.099	117.3	19.374	132.8	26.858	141.2	1:38.667 (2)	98.22	0.099	14:55:49.873
4 -	24.330	149.7	28.732	107.0	19.708	131.3	26.938	140.1	1:39.708	97.19	1.140	14:57:29.581
5 -	24.192	151.4	28.154	116.7	19.393	131.5	27.092	139.5	1:38.831 (3)	98.05	0.263	14:59:08.412
6 -	24.409	150.8	28.144	117.5	19.482	131.0	27.156	138.6	1:39.191	97.70	0.623	15:00:47.603
7 -	24.506	148.7	28.358	114.1	19.486	128.8	27.114	137.7	1:39.464	97.43	0.896	15:02:27.067
8 -	24.511	149.1	28.285	116.1	19.510	129.0	27.052	138.9	1:39.358	97.53	0.790	15:04:06.425
9 -	24.453	149.7	28.136	115.3	19.420	129.8	27.128	138.6	1:39.137	97.75	0.569	15:05:45.562
10 -	24.356	150.8	28.235	116.1	19.424	129.5	27.081	138.3	1:39.096	97.79	0.528	15:07:24.658
11 -	24.410	150.8	28.190	115.1	19.446	129.8	27.162	138.6	1:39.208	97.68	0.640	15:09:03.866
12 -	24.443	149.7	28.145	116.1	19.411	128.8	27.002	138.0	1:39.001	97.89	0.433	15:10:42.867
13 -	24.269	149.7	28.077	116.5	19.366	129.8	26.856	138.3	1:38.568 (1)	98.32		15:12:21.435
14 -	24.258	150.8	28.230	115.1	19.447	128.8	27.099	138.3	1:39.034	97.85	0.466	15:14:00.469

MCRCB BULLETIN TK324

2023 Bennetts British Superbike Championship - Round 2

2023 Pirelli National Superstock with Santander Consumer Finance

RACE - SECTOR ANALYSIS



SECTOR 1 = FL to I1, SECTOR 2 = I1 to I2 SECTOR 3 = I2 to I3, SECTOR 4 = I3 to FL, DIFF = Difference To Personal Best Lap, P = Crossed Finish Line in Pit Lane, D = Time Disallowed

P13 59		Matt TRUELOVE				Honda - TAG Racing							
IDEAL LAP TIME : 1:38.508		BEST LAP TIME : 1:38.669				DIFFERENCE : 0.161							
LAP	SECTOR 1	SECTOR 2	SECTOR 3	SECTOR 4	LAP TIME	MPH	DIFF	TIME OF DAY					
1 -		144.6	28.985	117.7	19.786	131.0	26.990	142.1	1:46.738	90.79	8.069	14:52:31.298	
2 -	24.271	152.5	28.125	114.7	19.440	129.8	26.833	141.8	1:38.669 (1)	98.22		14:54:09.967	
3 -	24.276	153.9	28.091	114.1	19.397	129.5	27.041	139.8	1:38.805	(2)	98.08	0.136	14:55:48.772
4 -	25.115	145.8	28.188	112.9	19.520	128.8	27.220	139.5	1:40.043		96.87	1.374	14:57:28.815
5 -	24.372	151.4	28.155	113.3	19.537	128.8	27.193	140.1	1:39.257		97.63	0.588	14:59:08.072
6 -	24.477	149.7	28.178	113.5	19.436	129.0	27.670	138.0	1:39.761		97.14	1.092	15:00:47.833
7 -	24.476	150.1	28.760	112.7	19.540	129.3	27.250	139.5	1:40.026		96.88	1.357	15:02:27.859
8 -	24.400	151.8	28.177	114.5	19.438	129.8	27.269	140.1	1:39.284		97.61	0.615	15:04:07.143
9 -	24.299	152.1	28.089	114.5	19.351	132.3	27.146	138.6	1:38.885	(3)	98.00	0.216	15:05:46.028
10 -	24.545	151.8	28.053	114.7	19.467	131.3	27.124	139.2	1:39.189		97.70	0.520	15:07:25.217
11 -	24.313	152.8	28.191	114.7	19.561	130.3	27.350	137.2	1:39.415		97.48	0.746	15:09:04.632
12 -	24.737	150.1	28.256	113.5	19.529	129.5	27.375	138.3	1:39.897		97.01	1.228	15:10:44.529
13 -	24.576	150.8	28.287	113.1	19.543	129.3	27.365	138.6	1:39.771		97.13	1.102	15:12:24.300
14 -	24.532	151.1	28.512	112.9	19.718	126.8	27.786	133.1	1:40.548		96.38	1.879	15:14:04.848

P14 27		Max SYMONDS				Yamaha - Symonds Racing							
IDEAL LAP TIME : 1:39.590		BEST LAP TIME : 1:39.809				DIFFERENCE : 0.219							
LAP	SECTOR 1	SECTOR 2	SECTOR 3	SECTOR 4	LAP TIME	MPH	DIFF	TIME OF DAY					
1 -		150.1	28.865	112.7	20.197	130.8	27.466	135.8	1:47.076	90.50	7.267	14:52:31.636	
2 -	24.391	152.5	28.219	114.3	19.695	130.5	27.504	139.5	1:39.809 (1)	97.09		14:54:11.445	
3 -	24.830	150.4	28.598	110.3	19.741	128.5	27.356	137.2	1:40.525		96.40	0.716	14:55:51.970
4 -	24.642	151.1	28.445	115.5	19.746	128.0	27.487	137.7	1:40.320	(2)	96.60	0.511	14:57:32.290
5 -	24.733	150.4	28.565	112.5	19.879	128.8	27.604	136.6	1:40.781		96.16	0.972	14:59:13.071
6 -	24.663	149.4	28.419	114.3	19.624	129.3	27.657	135.0	1:40.363	(3)	96.56	0.554	15:00:53.434
7 -	24.850	147.4	28.564	112.4	19.709	128.8	27.390	136.9	1:40.513		96.41	0.704	15:02:33.947
8 -	24.767	149.1	28.476	112.4	19.774	126.6	27.604	134.4	1:40.621		96.31	0.812	15:04:14.568
9 -	24.746	150.4	28.398	111.8	19.667	129.0	27.584	134.4	1:40.395		96.53	0.586	15:05:54.963
10 -	24.661	150.4	28.522	110.5	19.864	127.3	27.477	136.9	1:40.524		96.40	0.715	15:07:35.487
11 -	24.693	149.7	28.545	109.8	19.753	127.3	27.717	136.3	1:40.708		96.23	0.899	15:09:16.195
12 -	24.855	148.7	28.563	112.5	19.751	126.8	27.582	137.5	1:40.751		96.19	0.942	15:10:56.946
13 -	24.821	150.4	28.819	112.7	19.642	130.0	27.605	136.6	1:40.887		96.06	1.078	15:12:37.833
14 -	24.976	149.1	28.525	109.2	19.950	127.3	27.701	136.1	1:41.152		95.80	1.343	15:14:18.985

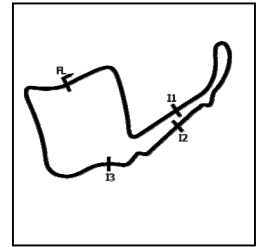
P15 15		Nathan HARRISON				Honda - Honda Racing UK							
IDEAL LAP TIME : 1:39.426		BEST LAP TIME : 1:39.748				DIFFERENCE : 0.322							
LAP	SECTOR 1	SECTOR 2	SECTOR 3	SECTOR 4	LAP TIME	MPH	DIFF	TIME OF DAY					
1 -		142.1	29.811	117.9	19.948	131.8	27.575	144.0	1:49.960	88.13	10.212	14:52:34.520	
2 -	24.535	150.1	29.195	111.6	19.839	132.1	27.380	143.3	1:40.949		96.00	1.201	14:54:15.469
3 -	24.915	150.8	28.713	116.7	19.697	130.5	27.424	141.5	1:40.749		96.19	1.001	14:55:56.218
4 -	24.527	152.5	28.751	117.1	19.757	133.4	27.541	141.8	1:40.576		96.35	0.828	14:57:36.794
5 -	24.782	152.1	29.179	116.3	19.712	132.1	27.786	143.7	1:41.459		95.51	1.711	14:59:18.253
6 -	24.678	148.4	28.928	115.1	19.626	132.3	27.245	142.4	1:40.477		96.45	0.729	15:00:58.730
7 -	24.429	151.1	28.709	113.9	19.525	131.8	27.085	141.5	1:39.748 (1)	97.15		15:02:38.478	
8 -	24.414	150.4	28.902	112.5	19.609	130.3	27.280	143.0	1:40.205		96.71	0.457	15:04:18.683
9 -	24.474	151.4	28.644	115.7	19.459	133.1	27.623	142.1	1:40.200		96.71	0.452	15:05:58.883
10 -	24.379	151.8	28.756	115.3	19.437	130.3	27.294	140.1	1:39.866	(3)	97.04	0.118	15:07:38.749
11 -	24.288	151.1	28.727	113.3	19.409	130.5	27.435	140.9	1:39.859	(2)	97.04	0.111	15:09:18.608
12 -	24.434	152.1	28.779	115.5	19.542	130.0	27.377	139.5	1:40.132		96.78	0.384	15:10:58.740
13 -	24.453	152.5	28.814	113.9	19.538	130.3	27.192	140.9	1:39.997		96.91	0.249	15:12:38.737
14 -	24.369	147.8	28.870	117.7	19.522	127.3	27.616	137.5	1:40.377		96.54	0.629	15:14:19.114

MCRCB BULLETIN TK324

2023 Bennetts British Superbike Championship - Round 2

2023 Pirelli National Superstock with Santander Consumer Finance

RACE - SECTOR ANALYSIS



SECTOR 1 = FL to I1, SECTOR 2 = I1 to I2 SECTOR 3 = I2 to I3, SECTOR 4 = I3 to FL, DIFF = Difference To Personal Best Lap, P = Crossed Finish Line in Pit Lane, D = Time Disallowed

P16 11		Simon REID		Honda - C&L Fairburn Properties Jackson Racing								
IDEAL LAP TIME : 1:38.761		BEST LAP TIME : 1:39.067		DIFFERENCE : 0.306								
LAP	SECTOR 1	SECTOR 2	SECTOR 3	SECTOR 4	LAP TIME	MPH	DIFF	TIME OF DAY				
1 -	150.1	29.017	116.5	19.846	130.5	27.048	138.3	1:46.009	91.41	6.942	14:52:30.569	
2 -	24.162	150.8	28.378	108.7	19.458	130.5	27.069	138.0	1:39.067 (1)	97.82	14:54:09.636	
3 -	24.433	149.1	28.526	115.5	19.345	131.5	27.210	137.5	1:39.514 (2)	97.38	0.447	14:55:49.150
4 -	24.773	146.5	28.995	99.1	20.135	129.0	27.546	135.0	1:41.449	95.52	2.382	14:57:30.599
5 -	24.713	143.7	28.328	115.1	19.653	128.3	27.822	134.4	1:40.516	96.41	1.449	14:59:11.115
6 -	24.907	141.8	28.422	113.1	19.564	126.6	27.493	136.3	1:40.386	96.54	1.319	15:00:51.501
7 -	24.925	142.4	28.220	115.3	19.388	125.9	27.372	135.5	1:39.905 (3)	97.00	0.838	15:02:31.406
8 -	24.948	143.3	28.435	113.7	19.527	128.5	27.768	132.6	1:40.678	96.26	1.611	15:04:12.084
9 -	24.941	146.8	28.448	114.9	19.479	124.7	28.012	132.1	1:40.880	96.06	1.813	15:05:52.964
10 -	25.027	145.2	28.357	115.3	19.331	128.8	27.681	133.4	1:40.396	96.53	1.329	15:07:33.360
11 -	25.192	145.2	28.385	114.9	19.989	126.3	28.186	131.3	1:41.752	95.24	2.685	15:09:15.112
12 -	25.198	140.1	28.880	109.2	19.651	126.8	27.831	133.6	1:41.560	95.42	2.493	15:10:56.672
13 -	24.896	148.1	28.780	113.7	19.575	126.6	27.807	132.3	1:41.058	95.89	1.991	15:12:37.730
14 -	25.199	141.8	28.808	114.3	19.691	127.0	27.885	132.6	1:41.583	95.40	2.516	15:14:19.313

P17 96		Kieran SMITH		Honda - Corkie Racing								
IDEAL LAP TIME : 1:39.686		BEST LAP TIME : 1:40.041		DIFFERENCE : 0.355								
LAP	SECTOR 1	SECTOR 2	SECTOR 3	SECTOR 4	LAP TIME	MPH	DIFF	TIME OF DAY				
1 -	144.9	29.388	116.1	20.086	132.3	27.515	139.8	1:48.096	89.65	8.055	14:52:32.656	
2 -	24.374	154.9	28.618	114.5	19.706	130.8	27.343	137.5	1:40.041 (1)	96.87	14:54:12.697	
3 -	24.845	152.8	28.847	110.3	20.170	129.0	27.728	136.9	1:41.590	95.39	1.549	14:55:54.287
4 -	24.749	148.4	28.881	111.6	19.792	131.0	27.659	140.6	1:41.081	95.87	1.040	14:57:35.368
5 -	24.757	152.5	28.741	112.7	19.809	127.5	27.775	137.2	1:41.082	95.87	1.041	14:59:16.450
6 -	24.728	150.4	28.811	110.0	19.814	127.3	27.706	137.5	1:41.059	95.89	1.018	15:00:57.509
7 -	24.700	150.8	28.672	111.4	19.609	129.0	27.703	135.2	1:40.684	96.25	0.643	15:02:38.193
8 -	24.516	151.8	28.737	111.4	19.538	129.5	27.558	138.6	1:40.349	96.57	0.308	15:04:18.542
9 -	24.449	152.1	28.467	113.5	19.592	129.5	27.620	136.9	1:40.128 (2)	96.78	0.087	15:05:58.670
10 -	24.479	152.1	28.786	109.6	19.746	132.3	27.307	140.1	1:40.318	96.60	0.277	15:07:38.988
11 -	24.696	151.1	28.517	115.7	19.548	129.8	27.618	140.1	1:40.379	96.54	0.338	15:09:19.367
12 -	24.538	151.8	28.525	110.5	19.749	129.8	27.443	137.5	1:40.255 (3)	96.66	0.214	15:10:59.622
13 -	24.604	152.8	28.847	111.1	19.711	131.0	27.523	136.1	1:40.685	96.25	0.644	15:12:40.307
14 -	24.776	151.4	28.661	109.4	19.765	127.8	27.656	138.3	1:40.858	96.08	0.817	15:14:21.165

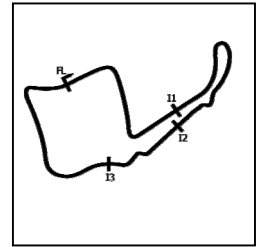
P18 45		Scott SWANN		Yamaha - Swann Racing								
IDEAL LAP TIME : 1:39.395		BEST LAP TIME : 1:39.761		DIFFERENCE : 0.366								
LAP	SECTOR 1	SECTOR 2	SECTOR 3	SECTOR 4	LAP TIME	MPH	DIFF	TIME OF DAY				
1 -	139.5	30.063	118.9	20.424	132.1	27.928	140.9	1:51.132	87.20	11.371	14:52:35.692	
2 -	24.908	148.4	28.978	118.3	19.848	133.6	27.502	138.9	1:41.236	95.72	1.475	14:54:16.928
3 -	25.081	151.1	28.951	117.5	19.859	133.1	27.202	137.7	1:41.093	95.86	1.332	14:55:58.021
4 -	24.549	152.1	28.920	117.5	19.888	132.3	27.685	137.5	1:41.042	95.91	1.281	14:57:39.063
5 -	24.406	153.5	28.532	116.3	19.905	129.0	27.507	141.8	1:40.350	96.57	0.589	14:59:19.413
6 -	24.794	152.5	28.921	117.3	19.729	131.3	27.167	139.5	1:40.611	96.32	0.850	15:01:00.024
7 -	24.531	151.8	28.725	115.7	19.924	134.2	27.310	140.1	1:40.490	96.44	0.729	15:02:40.514
8 -	24.806	152.5	28.550	119.1	19.714	131.3	27.316	138.0	1:40.386	96.54	0.625	15:04:20.900
9 -	24.551	150.8	28.237	115.7	19.695	131.5	27.431	135.2	1:39.914 (2)	96.99	0.153	15:06:00.814
10 -	24.631	150.1	28.882	111.2	19.814	128.5	27.581	134.4	1:40.908	96.04	1.147	15:07:41.722
11 -	24.723	149.4	28.145	115.5	19.721	130.8	27.648	136.9	1:40.237	96.68	0.476	15:09:21.959
12 -	24.652	147.8	28.201	114.7	19.903	126.8	27.308	136.6	1:40.064	96.85	0.303	15:11:02.023
13 -	24.785	150.4	28.343	114.9	19.677	129.5	27.220	139.2	1:40.025 (3)	96.88	0.264	15:12:42.048
14 -	24.548	150.8	28.215	114.7	19.761	129.5	27.237	138.0	1:39.761 (1)	97.14	15:14:21.809	

MCRCB BULLETIN TK324

2023 Bennetts British Superbike Championship - Round 2

2023 Pirelli National Superstock with Santander Consumer Finance

RACE - SECTOR ANALYSIS



SECTOR 1 = FL to I1, SECTOR 2 = I1 to I2 SECTOR 3 = I2 to I3, SECTOR 4 = I3 to FL, DIFF = Difference To Personal Best Lap, P = Crossed Finish Line in Pit Lane, D = Time Disallowed

P19 37		James HILLIER				Yamaha - LAMI OMG Racing Yamaha						
IDEAL LAP TIME : 1:39.749		BEST LAP TIME : 1:39.910				DIFFERENCE : 0.161						
LAP	SECTOR 1	SECTOR 2		SECTOR 3		SECTOR 4		LAP TIME	MPH	DIFF	TIME OF DAY	
1 -		152.5	29.866	112.0	20.511	128.8	27.477	141.8	1:49.304	88.66	9.394	14:52:33.864
2 -	24.678	149.1	28.744	116.9	19.848	128.3	27.715	140.3	1:40.985	95.96	1.075	14:54:14.849
3 -	24.888	151.4	28.566	113.5	20.107	129.3	27.598	139.5	1:41.159	95.80	1.249	14:55:56.008
4 -	24.732	150.8	29.056	115.5	19.998	130.3	27.735	141.2	1:41.521	95.46	1.611	14:57:37.529
5 -	24.568	150.8	28.864	114.1	19.984	132.1	27.885	142.1	1:41.301	95.66	1.391	14:59:18.830
6 -	24.587	151.1	28.709	116.3	19.874	130.0	27.372	142.4	1:40.542	96.39	0.632	15:00:59.372
7 -	24.651	149.1	28.779	115.7	19.870	130.3	27.510	139.8	1:40.810	96.13	0.900	15:02:40.182
8 -	24.938	148.7	28.726	113.9	20.056	130.0	27.327	141.8	1:41.047	95.90	1.137	15:04:21.229
9 -	24.680	151.4	28.359	114.5	19.641	131.0	27.513	140.1	1:40.193	96.72	0.283	15:06:01.422
10 -	24.634	151.4	28.592	113.3	19.758	129.0	27.451	138.9	1:40.435	96.49	0.525	15:07:41.857
11 -	24.815	151.4	28.565	112.7	19.639	129.0	27.644	139.8	1:40.663	96.27	0.753	15:09:22.520
12 -	24.579	152.1	28.295	114.3	19.651	130.3	27.385	140.9	1:39.910 (1)	97.00		15:11:02.430
13 -	24.679	151.4	28.364	114.1	19.704	128.5	27.264	140.6	1:40.011 (2)	96.90	0.101	15:12:42.441
14 -	24.601	152.8	28.278	111.4	19.655	128.8	27.485	140.3	1:40.019 (3)	96.89	0.109	15:14:22.460

P20 2		John McGUINNESS				Honda - Honda Racing UK						
IDEAL LAP TIME : 1:39.164		BEST LAP TIME : 1:39.421				DIFFERENCE : 0.257						
LAP	SECTOR 1	SECTOR 2		SECTOR 3		SECTOR 4		LAP TIME	MPH	DIFF	TIME OF DAY	
1 -		133.6	31.408	114.3	20.556	113.3	28.214	140.6	1:53.132	85.66	13.711	14:52:37.692
2 -	24.525	152.8	28.577	117.7	19.888	131.5	27.468	141.5	1:40.458	96.47	1.037	14:54:18.150
3 -	24.963	149.7	28.945	116.1	20.668	130.3	27.210	143.3	1:41.786	95.21	2.365	14:55:59.936
4 -	24.575	141.8	29.092	117.5	20.033	129.8	27.852	142.4	1:41.552	95.43	2.131	14:57:41.488
5 -	25.132	143.3	29.067	117.1	19.932	122.2	27.941	139.2	1:42.072	94.94	2.651	14:59:23.560
6 -	24.575	151.4	28.984	116.9	19.843	122.2	27.521	138.6	1:40.923	96.02	1.502	15:01:04.483
7 -	24.436	152.8	28.412	115.3	19.414	130.8	27.159	139.2	1:39.421 (1)	97.47		15:02:43.904
8 -	25.136	140.1	28.710	114.5	19.462	126.6	27.059	140.9	1:40.367	96.55	0.946	15:04:24.271
9 -	24.418	153.5	28.408	115.3	19.904	118.5	28.407	138.3	1:41.137	95.82	1.716	15:06:05.408
10 -	24.584	153.2	28.449	115.5	19.609	127.8	27.080	141.2	1:39.722	97.18	0.301	15:07:45.130
11 -	24.458	149.7	28.423	115.3	19.755	131.5	27.734	140.6	1:40.370	96.55	0.949	15:09:25.500
12 -	24.401	148.1	28.406	114.7	19.529	128.5	27.311	138.6	1:39.647 (3)	97.25	0.226	15:11:05.147
13 -	24.355	151.8	28.637	112.2	19.561	130.3	27.157	139.8	1:39.710	97.19	0.289	15:12:44.857
14 -	24.365	153.9	28.336	114.7	19.431	126.8	27.356	136.1	1:39.488 (2)	97.41	0.067	15:14:24.345

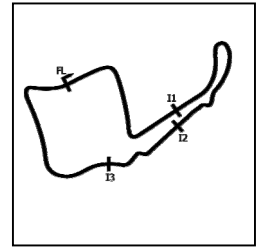
P21 57		Richard WHITE				BMW - Trackdudes powered by Hilltop Motorcycles						
IDEAL LAP TIME : 1:40.123		BEST LAP TIME : 1:40.563				DIFFERENCE : 0.440						
LAP	SECTOR 1	SECTOR 2		SECTOR 3		SECTOR 4		LAP TIME	MPH	DIFF	TIME OF DAY	
1 -		146.8	29.684	118.1	20.029	131.0	27.277	139.8	1:48.735	89.12	8.172	14:52:33.295
2 -	24.662	150.8	28.813	113.9	19.730	129.5	27.800	137.7	1:41.005	95.94	0.442	14:54:14.300
3 -	24.861	150.4	28.922	112.4	19.967	127.5	27.544	138.0	1:41.294	95.67	0.731	14:55:55.594
4 -	24.687	146.8	28.918	109.6	19.815	129.5	27.566	140.6	1:40.986	95.96	0.423	14:57:36.580
5 -	24.899	149.7	28.988	112.7	19.802	127.5	27.774	139.8	1:41.463	95.51	0.900	14:59:18.043
6 -	24.713	149.1	28.791	111.4	19.591	131.0	27.784	140.9	1:40.879	96.06	0.316	15:00:58.922
7 -	24.647	146.2	29.127	113.5	20.126	128.3	27.424	140.9	1:41.324	95.64	0.761	15:02:40.246
8 -	25.050	143.7	28.911	114.1	19.822	129.3	27.326	143.7	1:41.109	95.85	0.546	15:04:21.355
9 -	24.842	150.8	29.012	115.7	19.716	127.3	27.757	138.9	1:41.327	95.64	0.764	15:06:02.682
10 -	24.712	150.8	28.636	112.0	19.879	131.5	27.336	138.6	1:40.563 (1)	96.37		15:07:43.245
11 -	24.715	151.1	28.660	114.1	19.891	130.0	27.575	137.2	1:40.841 (3)	96.10	0.278	15:09:24.086
12 -	24.776	150.4	28.826	112.2	19.989	130.0	27.692	140.3	1:41.283	95.68	0.720	15:11:05.369
13 -	24.619	149.1	28.783	110.5	19.971	131.5	27.379	137.5	1:40.752 (2)	96.18	0.189	15:12:46.121
14 -	24.806	151.1	28.813	111.2	19.840	130.5	27.401	135.5	1:40.860	96.08	0.297	15:14:26.981

MCRCB BULLETIN TK324

2023 Bennetts British Superbike Championship - Round 2

2023 Pirelli National Superstock with Santander Consumer Finance

RACE - SECTOR ANALYSIS



SECTOR 1 = FL to I1, SECTOR 2 = I1 to I2 SECTOR 3 = I2 to I3, SECTOR 4 = I3 to FL, DIFF = Difference To Personal Best Lap, P = Crossed Finish Line in Pit Lane, D = Time Disallowed

P22 36		Jamie COWARD				Honda - KTS Racing						
IDEAL LAP TIME : 1:39.838		BEST LAP TIME : 1:40.050				DIFFERENCE : 0.212						
LAP	SECTOR 1	SECTOR 2	SECTOR 3	SECTOR 4	LAP TIME	MPH	DIFF	TIME OF DAY				
1 -		141.5	30.001	115.7	20.219	128.0	27.863	140.3	1:49.862	88.21	9.812	14:52:34.422
2 -	24.836	150.8	29.135	115.1	20.183	129.5	27.312	142.1	1:41.466	95.51	1.416	14:54:15.888
3 -	24.624	148.7	28.864	115.5	19.763	132.3	27.787	141.8	1:41.038	95.91	0.988	14:55:56.926
4 -	24.539	148.7	29.176	114.5	19.810	131.8	27.771	141.8	1:41.296	95.67	1.246	14:57:38.222
5 -	24.894	147.8	28.841	112.9	20.046	128.8	27.698	140.3	1:41.479	95.50	1.429	14:59:19.701
6 -	24.603	150.1	29.103	114.3	20.223	131.0	27.529	138.9	1:41.458	95.52	1.408	15:01:01.159
7 -	24.518	152.1	28.439	113.5	19.747	132.3	27.533	139.5	1:40.237	(2) 96.68	0.187	15:02:41.396
8 -	24.614	148.7	28.957	114.3	19.888	132.8	27.593	140.9	1:41.052	95.90	1.002	15:04:22.448
9 -	24.597	148.1	28.924	114.9	20.053	129.8	27.523	140.9	1:41.097	95.86	1.047	15:06:03.545
10 -	24.599	151.1	29.009	112.4	19.855	129.3	27.337	142.1	1:40.800	(3) 96.14	0.750	15:07:44.345
11 -	24.670	150.1	28.763	115.7	19.782	131.0	27.874	141.5	1:41.089	95.86	1.039	15:09:25.434
12 -	24.809	147.8	28.849	113.9	19.671	131.5	27.579	137.7	1:40.908	96.04	0.858	15:11:06.342
13 -	24.416	151.8	28.532	113.5	19.753	132.1	27.349	139.5	1:40.050	(1) 96.86		15:12:46.392
14 -	24.796	151.1	28.739	112.9	19.909	132.1	27.420	138.6	1:40.864	96.08	0.814	15:14:27.256

P23 26		Joe MOORE				Suzuki - Clearline Racing						
IDEAL LAP TIME : 1:40.075		BEST LAP TIME : 1:40.550				DIFFERENCE : 0.475						
LAP	SECTOR 1	SECTOR 2	SECTOR 3	SECTOR 4	LAP TIME	MPH	DIFF	TIME OF DAY				
1 -		144.0	30.537	113.3	20.326	131.0	27.818	138.9	1:51.426	86.97	10.876	14:52:35.986
2 -	24.877	146.2	29.026	115.9	19.923	131.5	27.452	137.5	1:41.278	95.69	0.728	14:54:17.264
3 -	24.849	146.2	29.153	116.9	20.131	128.8	27.387	139.8	1:41.520	95.46	0.970	14:55:58.784
4 -	24.873	149.1	28.794	113.1	19.709	130.8	27.791	139.2	1:41.167	95.79	0.617	14:57:39.951
5 -	24.545	149.7	28.811	113.1	19.644	133.4	27.696	138.9	1:40.696	(2) 96.24	0.146	14:59:20.647
6 -	24.617	146.8	29.002	113.3	19.863	129.8	27.634	138.9	1:41.116	95.84	0.566	15:01:01.763
7 -	24.757	148.1	29.094	112.0	19.620	130.0	27.403	137.5	1:40.874	96.07	0.324	15:02:42.637
8 -	24.654	148.4	28.979	112.4	19.669	129.0	27.248	137.7	1:40.550	(1) 96.38		15:04:23.187
9 -	24.802	148.4	28.930	110.9	19.810	115.9	28.014	137.5	1:41.556	95.42	1.006	15:06:04.743
10 -	24.538	149.1	28.979	111.1	19.587	129.8	27.595	137.2	1:40.699	(3) 96.24	0.149	15:07:45.442
11 -	24.810	148.7	28.702	113.5	19.597	131.5	27.650	135.0	1:40.759	96.18	0.209	15:09:26.201
12 -	24.559	148.7	29.121	113.1	19.895	130.3	27.422	136.1	1:40.997	95.95	0.447	15:11:07.198
13 -	24.952	142.4	28.847	109.4	19.656	131.0	27.889	133.6	1:41.344	95.62	0.794	15:12:48.542
14 -	25.096	147.1	28.838	111.1	19.933	127.0	27.747	136.1	1:41.614	95.37	1.064	15:14:30.156

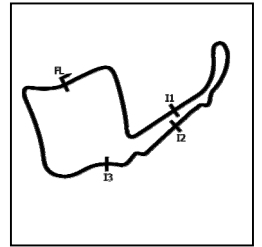
P24 17		Matty WHELAN				Suzuki - Milestone by ATS Racing						
IDEAL LAP TIME : 1:40.286		BEST LAP TIME : 1:40.537				DIFFERENCE : 0.251						
LAP	SECTOR 1	SECTOR 2	SECTOR 3	SECTOR 4	LAP TIME	MPH	DIFF	TIME OF DAY				
1 -		145.5	29.604	113.1	20.097	130.5	27.662	136.9	1:48.635	89.20	8.098	14:52:33.195
2 -	24.768	147.1	29.149	111.4	19.835	129.8	27.601	135.5	1:41.353	95.61	0.816	14:54:14.548
3 -	25.453	143.0	28.703	114.7	19.895	127.8	27.873	137.2	1:41.924	95.08	1.387	14:55:56.472
4 -	24.741	150.1	28.865	114.9	19.965	129.5	27.790	136.9	1:41.361	95.61	0.824	14:57:37.833
5 -	24.700	149.4	28.642	113.5	19.991	129.0	27.952	136.1	1:41.285	95.68	0.748	14:59:19.118
6 -	24.714	149.1	28.673	114.7	19.730	129.5	27.438	136.1	1:40.555	(2) 96.37	0.018	15:00:59.673
7 -	24.710	150.4	28.676	114.9	20.017	130.3	27.917	137.7	1:41.320	95.65	0.783	15:02:40.993
8 -	24.944	150.8	28.754	115.1	19.772	132.1	27.510	136.6	1:40.980	(3) 95.97	0.443	15:04:21.973
9 -	24.789	150.4	28.630	114.7	19.948	128.5	27.698	137.7	1:41.065	95.89	0.528	15:06:03.038
10 -	24.750	148.1	28.564	113.1	19.931	129.5	27.292	136.9	1:40.537	(1) 96.39		15:07:43.575
11 -	24.929	148.7	28.735	108.4	19.897	128.0	27.730	135.8	1:41.291	95.67	0.754	15:09:24.866
12 -	24.867	147.8	29.051	112.7	19.861	129.0	28.250	135.0	1:42.029	94.98	1.492	15:11:06.895
13 -	24.988	148.4	28.640	111.2	19.920	127.0	27.834	136.3	1:41.382	95.59	0.845	15:12:48.277
14 -	25.226	148.7	29.298	112.5	19.867	126.3	27.733	130.0	1:42.124	94.89	1.587	15:14:30.401

MCRCB BULLETIN TK324

2023 Bennetts British Superbike Championship - Round 2

2023 Pirelli National Superstock with Santander Consumer Finance

RACE - SECTOR ANALYSIS



SECTOR 1 = FL to I1, SECTOR 2 = I1 to I2 SECTOR 3 = I2 to I3, SECTOR 4 = I3 to FL, DIFF = Difference To Personal Best Lap, P = Crossed Finish Line in Pit Lane, D = Time Disallowed

P25 61		Dave SELLERS				Suzuki - True Heroes Racing						
IDEAL LAP TIME : 1:40.379		BEST LAP TIME : 1:40.564				DIFFERENCE : 0.185						
LAP	SECTOR 1	SECTOR 2		SECTOR 3		SECTOR 4		LAP TIME	MPH	DIFF	TIME OF DAY	
1 -		145.2	29.620	112.7	19.915	128.8	27.436	137.2	1:47.766	89.92	7.202	14:52:32.326
2 -	25.189	146.5	28.601	109.1	19.939	126.6	27.497	135.0	1:41.226	95.73	0.662	14:54:13.552
3 -	24.854	146.5	28.587	113.3	20.052	123.5	27.652	135.2	1:41.145 (3)	95.81	0.581	14:55:54.697
4 -	24.650	145.5	28.846	111.1	20.073	124.9	28.103	133.9	1:41.672	95.31	1.108	14:57:36.369
5 -	24.841	144.0	28.738	110.0	20.170	122.9	27.730	132.8	1:41.479	95.50	0.915	14:59:17.848
6 -	24.638	144.0	28.548	111.8	19.757	126.8	27.621	135.5	1:40.564 (1)	96.36		15:00:58.412
7 -	24.726	142.1	29.145	111.6	19.984	125.4	27.672	134.2	1:41.527	95.45	0.963	15:02:39.939
8 -	24.884	143.0	28.576	112.2	19.861	124.9	27.928	135.0	1:41.249	95.71	0.685	15:04:21.188
9 -	25.000	143.7	28.634	113.5	19.932	123.3	27.940	131.5	1:41.506	95.47	0.942	15:06:02.694
10 -	25.161	141.5	28.844	111.8	19.933	124.9	27.555	135.8	1:41.493	95.48	0.929	15:07:44.187
11 -	24.644	145.2	28.748	112.5	19.816	126.1	27.723	134.2	1:40.931 (2)	96.01	0.367	15:09:25.118
12 -	24.862	139.8	29.419	111.1	19.871	125.2	27.760	133.4	1:41.912	95.09	1.348	15:11:07.030
13 -	24.956	142.4	29.323	112.2	19.886	125.6	27.582	135.0	1:41.747	95.24	1.183	15:12:48.777
14 -	25.014	140.6	29.288	113.3	19.805	124.7	27.741	135.5	1:41.848	95.15	1.284	15:14:30.625

P26 90		Rory PARKER				Suzuki - RP Racing						
IDEAL LAP TIME : 1:40.017		BEST LAP TIME : 1:40.222				DIFFERENCE : 0.205						
LAP	SECTOR 1	SECTOR 2		SECTOR 3		SECTOR 4		LAP TIME	MPH	DIFF	TIME OF DAY	
1 -		138.3	31.058	114.1	20.675	120.4	28.607	137.7	1:53.312	85.52	13.090	14:52:37.872
2 -	25.373	146.5	29.014	112.2	19.946	129.8	27.439	136.9	1:41.772	95.22	1.550	14:54:19.644
3 -	24.962	149.4	28.687	114.7	19.962	127.0	27.655	138.6	1:41.266	95.70	1.044	14:56:00.910
4 -	24.753	150.1	28.845	113.9	19.724	132.3	27.595	140.6	1:40.917	96.03	0.695	14:57:41.827
5 -	25.081	150.1	29.104	115.1	19.974	130.0	27.840	139.8	1:41.999	95.01	1.777	14:59:23.826
6 -	24.686	150.8	28.908	115.5	20.024	129.8	27.496	140.1	1:41.114	95.84	0.892	15:01:04.940
7 -	24.394	150.1	28.615	112.4	19.775	131.5	27.438	138.9	1:40.222 (1)	96.69		15:02:45.162
8 -	24.762	150.4	28.552	114.9	19.706	129.8	27.521	137.7	1:40.541 (2)	96.39	0.319	15:04:25.703
9 -	24.779	149.4	28.694	113.9	19.859	129.8	27.701	137.2	1:41.033	95.92	0.811	15:06:06.736
10 -	24.785	150.8	28.693	113.5	20.037	129.8	27.365	136.9	1:40.880 (3)	96.06	0.658	15:07:47.616
11 -	24.768	150.4	28.827	113.3	19.818	131.5	27.839	136.3	1:41.252	95.71	1.030	15:09:28.868
12 -	24.937	147.4	28.911	114.5	19.926	130.0	27.773	132.6	1:41.547	95.43	1.325	15:11:10.415
13 -	25.004	149.1	28.857	111.4	20.029	130.3	27.655	136.1	1:41.545	95.43	1.323	15:12:51.960
14 -	24.942	150.8	29.110	110.3	20.059	128.0	27.731	136.1	1:41.842	95.16	1.620	15:14:33.802

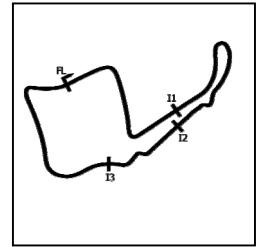
P27 35		Stephen SMITH				Honda - Slipps Road Racing						
IDEAL LAP TIME : 1:40.882		BEST LAP TIME : 1:41.085				DIFFERENCE : 0.203						
LAP	SECTOR 1	SECTOR 2		SECTOR 3		SECTOR 4		LAP TIME	MPH	DIFF	TIME OF DAY	
1 -		147.8	29.719	115.1	20.822	130.0	27.595	140.9	1:50.668	87.57	9.583	14:52:35.228
2 -	24.862	148.1	29.277	115.9	19.880	126.8	27.546	140.1	1:41.565 (2)	95.41	0.480	14:54:16.793
3 -	24.927	150.8	29.110	115.5	20.233	129.5	27.531	139.2	1:41.801	95.19	0.716	14:55:58.594
4 -	24.968	150.4	29.337	114.7	20.015	130.0	27.968	135.5	1:42.288	94.74	1.203	14:57:40.882
5 -	25.459	151.8	28.864	114.5	20.292	126.8	28.024	135.0	1:42.639	94.42	1.554	14:59:23.521
6 -	25.115	144.0	29.018	115.3	20.106	129.5	27.671	135.5	1:41.910	95.09	0.825	15:01:05.431
7 -	25.312	147.8	28.849	114.7	19.851	130.8	27.742	135.2	1:41.754 (3)	95.24	0.669	15:02:47.185
8 -	25.110	148.1	29.058	112.5	20.302	127.0	27.952	136.9	1:42.422	94.62	1.337	15:04:29.607
9 -	25.071	148.1	29.278	111.2	20.241	125.4	29.118	132.6	1:43.708	93.44	2.623	15:06:13.315
10 -	25.694	143.7	29.450	113.3	20.182	122.2	28.320	136.1	1:43.646	93.50	2.561	15:07:56.961
11 -	25.313	145.5	29.058	114.3	19.906	128.0	28.152	135.2	1:42.429	94.61	1.344	15:09:39.390
12 -	25.033	149.7	28.962	112.5	19.844	127.8	28.002	131.5	1:41.841	95.16	0.756	15:11:21.231
13 -	24.974	149.1	28.645	111.8	19.886	125.6	27.580	137.7	1:41.085 (1)	95.87		15:13:02.316
14 -									1:42.447	94.59	1.362	15:14:44.763

MCRCB BULLETIN TK324

2023 Bennetts British Superbike Championship - Round 2

2023 Pirelli National Superstock with Santander Consumer Finance

RACE - SECTOR ANALYSIS



SECTOR 1 = FL to I1, SECTOR 2 = I1 to I2 SECTOR 3 = I2 to I3, SECTOR 4 = I3 to FL, DIFF = Difference To Personal Best Lap, P = Crossed Finish Line in Pit Lane, D = Time Disallowed

P28 80		Callum BEY				Suzuki - FilterLogic by EightZero Racing						
IDEAL LAP TIME : 1:40.393		BEST LAP TIME : 1:40.984				DIFFERENCE : 0.591						
LAP	SECTOR 1	SECTOR 2		SECTOR 3		SECTOR 4		LAP TIME	MPH	DIFF	TIME OF DAY	
1 -		140.6	30.719	110.0	20.744	122.4	27.690	136.9	1:52.305	86.29	11.321	14:52:36.865
2 -	24.551	149.1	28.997	115.3	20.040	125.6	27.583	139.5	1:41.171 (2)	95.79	0.187	14:54:18.036
3 -	24.838	149.4	29.093	112.2	19.923	128.0	27.716	137.5	1:41.570	95.41	0.586	14:55:59.606
4 -	24.777	145.8	28.973	111.8	20.097	126.1	27.757	138.0	1:41.604	95.38	0.620	14:57:41.210
5 -	25.250	149.7	28.911	115.1	19.854	127.0	28.045	132.6	1:42.060	94.95	1.076	14:59:23.270
6 -	24.868	148.4	28.870	112.4	20.266	125.6	27.862	136.6	1:41.866	95.13	0.882	15:01:05.136
7 -	24.855	147.8	28.467	110.5	19.860	127.5	27.802	133.4	1:40.984 (1)	95.96		15:02:46.120
8 -	24.619	149.7	28.405	111.1	24.217	119.4	28.045	131.3	1:45.286	92.04	4.302	15:04:31.406
9 -	24.744	147.8	28.570	113.5	19.959	123.1	28.906	132.6	1:42.179	94.84	1.195	15:06:13.585
10 -	25.590	144.9	29.193	111.2	20.153	124.2	28.303	136.1	1:43.239	93.87	2.255	15:07:56.824
11 -	25.151	144.6	28.932	110.0	20.091	122.0	28.366	129.5	1:42.540	94.51	1.556	15:09:39.364
12 -	25.258	147.4	28.987	111.4	20.036	124.5	28.101	130.8	1:42.382	94.65	1.398	15:11:21.746
13 -	24.945	146.8	28.915	111.4	19.980	123.3	28.060	131.8	1:41.900	95.10	0.916	15:13:03.646
14 -	24.982	147.4	28.779	111.2	19.908	123.8	27.780	135.5	1:41.449 (3)	95.52	0.465	15:14:45.095

P29 39		Max MORGAN				Kawasaki - MSS Performance						
IDEAL LAP TIME : 1:40.918		BEST LAP TIME : 1:41.284				DIFFERENCE : 0.366						
LAP	SECTOR 1	SECTOR 2		SECTOR 3		SECTOR 4		LAP TIME	MPH	DIFF	TIME OF DAY	
1 -		139.5	30.707	114.5	20.563	126.1	27.808	137.2	1:51.851	86.64	10.567	14:52:36.411
2 -	24.909	147.1	29.022	113.5	19.997	124.0	27.566	137.2	1:41.494 (2)	95.48	0.210	14:54:17.905
3 -	24.724	149.1	29.087	112.4	19.954	126.6	27.519	138.6	1:41.284 (1)	95.68		14:55:59.189
4 -	25.052	146.2	28.976	114.3	20.030	124.5	27.794	137.2	1:41.852 (3)	95.15	0.568	14:57:41.041
5 -	25.073	146.8	28.838	112.2	20.109	122.2	27.882	137.5	1:41.902	95.10	0.618	14:59:22.943
6 -	24.883	145.8	29.103	111.1	19.985	123.1	27.968	135.5	1:41.939	95.06	0.655	15:01:04.882
7 -	25.402	145.2	29.022	110.1	19.837	123.8	28.235	136.3	1:42.496	94.55	1.212	15:02:47.378
8 -	25.054	144.9	29.276	109.8	20.191	122.2	27.957	137.7	1:42.478	94.56	1.194	15:04:29.856
9 -	25.196	146.5	29.309	113.1	20.055	123.8	29.074	131.8	1:43.634	93.51	2.350	15:06:13.490
10 -	25.399	142.4	29.386	110.1	20.143	120.4	28.368	134.4	1:43.296	93.82	2.012	15:07:56.786
11 -	25.796	143.3	29.305	111.6	20.028	123.8	28.049	137.2	1:43.178	93.92	1.894	15:09:39.964
12 -	25.188	146.5	29.062	112.0	20.198	120.2	28.025	136.3	1:42.473	94.57	1.189	15:11:22.437
13 -	25.147	144.3	29.108	111.2	20.057	121.3	27.850	136.9	1:42.162	94.86	0.878	15:13:04.599
14 -	25.389	145.2	29.025	112.4	20.203	119.4	28.198	135.5	1:42.815	94.25	1.531	15:14:47.414

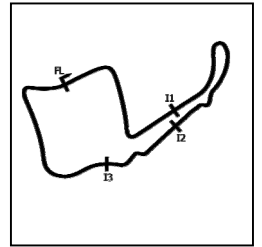
P30 33		Connor THOMSON				Kawasaki - Sound Advice Hearing Racing						
IDEAL LAP TIME : 1:43.798		BEST LAP TIME : 1:44.234				DIFFERENCE : 0.436						
LAP	SECTOR 1	SECTOR 2		SECTOR 3		SECTOR 4		LAP TIME	MPH	DIFF	TIME OF DAY	
1 -		134.2	30.970	111.1	20.931	118.5	28.990	130.8	1:53.707	85.23	9.473	14:52:38.267
2 -	25.521	144.6	29.832	108.4	20.551	124.2	28.752	128.8	1:44.656	92.60	0.422	14:54:22.923
3 -	25.779	143.0	29.755	108.9	20.390	124.5	28.835	129.5	1:44.759	92.51	0.525	14:56:07.682
4 -	26.038	144.0	29.895	109.6	20.418	124.5	28.644	129.5	1:44.995	92.30	0.761	14:57:52.677
5 -	25.751	143.0	29.802	107.5	20.435	122.0	28.855	128.5	1:44.843	92.43	0.609	14:59:37.520
6 -	26.253	141.2	30.123	107.2	20.535	119.1	29.024	126.8	1:45.935	91.48	1.701	15:01:23.455
7 -	25.840	140.9	29.732	108.4	20.191	122.0	28.471	130.0	1:44.234 (1)	92.97		15:03:07.689
8 -	25.782	143.0	30.505	105.5	20.323	121.5	28.869	129.5	1:45.479	91.87	1.245	15:04:53.168
9 -	25.934	141.2	30.013	108.0	20.414	120.9	28.638	131.5	1:44.999	92.29	0.765	15:06:38.167
10 -	25.411	144.6	30.046	103.5	20.481	122.2	28.788	129.8	1:44.726	92.53	0.492	15:08:22.893
11 -	25.458	144.3	29.739	108.0	20.408	118.5	28.709	128.0	1:44.314 (2)	92.90	0.080	15:10:07.207
12 -	25.676	141.5	30.110	104.2	22.707	126.8	30.166	132.6	1:48.659	89.19	4.425	15:11:55.866
13 -	25.404	145.2	29.787	107.0	20.577	122.9	28.712	127.8	1:44.480 (3)	92.75	0.246	15:13:40.346

MCRCB BULLETIN TK324

2023 Bennetts British Superbike Championship - Round 2

2023 Pirelli National Superstock with Santander Consumer Finance

RACE - SECTOR ANALYSIS



SECTOR 1 = FL to I1, SECTOR 2 = I1 to I2 SECTOR 3 = I2 to I3, SECTOR 4 = I3 to FL, DIFF = Difference To Personal Best Lap, P = Crossed Finish Line in Pit Lane, D = Time Disallowed

P31 31		Sam COX				BMW - Sam Cox Racing with Armada Marine Cables						
IDEAL LAP TIME : 1:40.232		BEST LAP TIME : 1:40.515				DIFFERENCE : 0.283						
LAP	SECTOR 1	SECTOR 2	SECTOR 3	SECTOR 4	LAP TIME	MPH	DIFF	TIME OF DAY				
1 -		138.6	29.987	117.5	20.182	131.5	27.359	142.4	1:50.163	87.97	9.648	14:52:34.723
2 -	24.570	148.1	29.392	113.3	19.992	126.6	27.497	139.5	1:41.451	95.52	0.936	14:54:16.174
3 -	24.609	144.3	28.850	115.9	19.642	132.8	27.448	142.1	1:40.549 (2)	96.38	0.034	14:55:56.723
4 -	24.580	141.5	29.072	113.5	19.775	129.0	27.843	142.4	1:41.270	95.69	0.755	14:57:37.993
5 -	24.554	146.8	28.850	117.5	19.874	127.3	27.962	142.4	1:41.240	95.72	0.725	14:59:19.233
6 -	24.722	142.4	28.986	112.5	20.029	129.8	27.260	142.7	1:40.997 (3)	95.95	0.482	15:01:00.230
7 -	24.489	144.0	28.918	113.7	19.727	130.3	27.381	141.8	1:40.515 (1)	96.41		15:02:40.745
8 -	24.721	142.7	29.155	113.3	19.950	129.0	27.654	136.6	1:41.480	95.49	0.965	15:04:22.225
9 -	24.594	142.7	28.841	116.3	20.958	105.1	28.704	138.9	1:43.097	94.00	2.582	15:06:05.322
10 -	24.680	145.8	29.071	112.9	19.981	129.3	27.674	139.8	1:41.406	95.56	0.891	15:07:46.728
11 -	24.810	150.8	28.962	110.5	19.998	126.6	28.205	136.6	1:41.975	95.03	1.460	15:09:28.703
12 -	24.949	146.8	28.928	113.7	19.855	124.7	IN PIT		1:47.580 P	90.08	7.065	15:11:16.283

P32 34		Alastair SEELEY				BMW - SYNETIQ BMW Motorrad						
IDEAL LAP TIME : 1:36.172		BEST LAP TIME : 1:36.557				DIFFERENCE : 0.385						
LAP	SECTOR 1	SECTOR 2	SECTOR 3	SECTOR 4	LAP TIME	MPH	DIFF	TIME OF DAY				
1 -		152.1	28.070	119.8	19.042	133.6	26.581	144.9	1:41.469	95.50	4.912	14:52:26.029
2 -	23.909	153.9	27.906	117.3	19.381	135.5	26.543	146.2	1:37.739	99.15	1.182	14:54:03.768
3 -	23.805	153.2	27.571	121.3	18.882	134.4	26.426	145.2	1:36.684	100.23	0.127	14:55:40.452
4 -	23.529	155.7	27.489	122.2	19.119	134.4	26.420	145.8	1:36.557 (1)	100.36		14:57:17.009
5 -	23.807	155.7	27.818	120.2	18.980	132.1	26.531	144.6	1:37.136	99.77	0.579	14:58:54.145
6 -	23.855	155.3	27.586	120.0	19.002	132.8	26.668	140.6	1:37.111	99.79	0.554	15:00:31.256
7 -	23.853	154.6	27.538	121.1	18.852	132.8	26.507	144.0	1:36.750	100.16	0.193	15:02:08.006
8 -	23.714	154.9	27.528	120.4	18.919	132.1	26.552	143.7	1:36.713	100.20	0.156	15:03:44.719
9 -	23.716	154.6	27.514	119.8	18.873	132.8	26.577	146.8	1:36.680 (3)	100.24	0.123	15:05:21.399
10 -	23.997	154.2	27.421	121.5	18.802	133.4	26.429	144.3	1:36.649 (2)	100.27	0.092	15:06:58.048

P33 75		Alex OLSEN				Honda - Cumins by Team IWR Honda						
IDEAL LAP TIME : 1:36.039		BEST LAP TIME : 1:36.548				DIFFERENCE : 0.509						
LAP	SECTOR 1	SECTOR 2	SECTOR 3	SECTOR 4	LAP TIME	MPH	DIFF	TIME OF DAY				
1 -		155.3	28.032	118.9	19.457	133.6	26.302	143.3	1:42.162	94.86	5.614	14:52:26.722
2 -	23.600	156.7	27.793	119.8	19.320	134.4	26.510	143.7	1:37.223	99.68	0.675	14:54:03.945
3 -	23.735	154.9	27.623	119.6	18.857	134.7	26.453	142.7	1:36.668	100.25	0.120	14:55:40.613
4 -	23.573	156.0	27.505	118.3	19.037	134.4	26.454	142.4	1:36.569 (2)	100.35	0.021	14:57:17.182
5 -	23.869	153.9	27.822	118.3	19.065	134.7	26.555	142.7	1:37.311	99.59	0.763	14:58:54.493
6 -	23.810	154.9	27.800	118.3	18.902	135.2	26.435	141.5	1:36.947	99.96	0.399	15:00:31.440
7 -	23.804	153.9	27.553	118.3	18.863	133.6	26.559	140.6	1:36.779	100.13	0.231	15:02:08.219
8 -	23.787	152.5	27.389	118.5	18.937	133.6	26.501	143.3	1:36.614 (3)	100.30	0.066	15:03:44.833
9 -	23.820	153.5	27.425	116.7	18.897	133.1	26.406	139.5	1:36.548 (1)	100.37		15:05:21.381
10 -	24.195	152.5	27.447	117.3	18.775	135.0	26.429	142.4	1:36.846	100.06	0.298	15:06:58.227

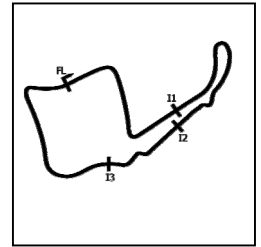
P34 50		Michael EVANS				Suzuki - Michael Evans Racing						
IDEAL LAP TIME : 1:40.614		BEST LAP TIME : 1:41.054				DIFFERENCE : 0.440						
LAP	SECTOR 1	SECTOR 2	SECTOR 3	SECTOR 4	LAP TIME	MPH	DIFF	TIME OF DAY				
1 -		144.9	29.905	116.5	20.099	128.3	27.551	139.8	1:49.699	88.34	8.645	14:52:34.259
2 -	24.646	149.1	28.858	112.9	19.994	125.2	27.556	140.9	1:41.054 (1)	95.90		14:54:15.313
3 -	25.228	137.2	29.526	115.9	19.910	129.0	27.452	142.1	1:42.116	94.90	1.062	14:55:57.429
4 -	24.918	149.7	29.019	114.5	19.858	126.3	28.011	139.2	1:41.806	95.19	0.752	14:57:39.235
5 -	24.786	147.4	28.961	115.9	19.658	129.0	27.682	140.9	1:41.087 (2)	95.87	0.033	14:59:20.322
6 -	24.811	150.8	28.991	114.1	19.726	128.0	27.649	141.8	1:41.177 (3)	95.78	0.123	15:01:01.499
7 -	24.879	149.4	29.519	114.7	20.106	123.3	27.725	140.3	1:42.229	94.79	1.175	15:02:43.728
8 -	25.207	148.1	29.367	114.5	20.095	122.4	28.083	134.4	1:42.752	94.31	1.698	15:04:26.480
9 -	26.026	139.5	30.565	112.7	20.817	118.5	IN PIT		1:52.937 P	85.81	11.883	15:06:19.417

MCRCB BULLETIN TK324

2023 Bennetts British Superbike Championship - Round 2

2023 Pirelli National Superstock with Santander Consumer Finance

RACE - SECTOR ANALYSIS



SECTOR 1 = FL to I1, SECTOR 2 = I1 to I2 SECTOR 3 = I2 to I3, SECTOR 4 = I3 to FL, DIFF = Difference To Personal Best Lap, P = Crossed Finish Line in Pit Lane, D = Time Disallowed

P35 40		Joe FRANCIS				Kawasaki - STAUFF Fluid Power / GR Motosport						
IDEAL LAP TIME : 1:37.630		BEST LAP TIME : 1:37.823				DIFFERENCE : 0.193						
LAP	SECTOR 1	SECTOR 2		SECTOR 3		SECTOR 4		LAP TIME	MPH	DIFF	TIME OF DAY	
1 -		150.1	28.501	117.5	19.472	132.3	27.083	140.6	1:44.778	92.49	6.955	14:52:29.338
2 -	24.147	152.1	27.839	118.1	19.381	131.8	26.817	140.6	1:38.184	98.70	0.361	14:54:07.522
3 -	24.054	153.2	27.782	117.7	19.370	132.6	26.698	141.5	1:37.904 (2)	98.98	0.081	14:55:45.426
4 -	24.103	153.2	27.796	118.3	19.442	131.3	26.791	141.2	1:38.132	98.75	0.309	14:57:23.558
5 -	24.021	151.8	27.730	116.7	19.288	132.6	26.881	139.2	1:37.920 (3)	98.97	0.097	14:59:01.478
6 -	24.204	151.1	27.741	117.5	19.219	132.1	26.774	140.3	1:37.938	98.95	0.115	15:00:39.416
7 -	24.162	150.8	27.733	116.1	19.181	130.8	26.747	140.3	1:37.823 (1)	99.06		15:02:17.239
8 -	24.167	150.8	27.818	114.9	19.393	126.6	27.244	140.1	1:38.622	98.26	0.799	15:03:55.861

P36 3		Billy McCONNELL				Honda - C&L Fairburn Properties Jackson Racing						
IDEAL LAP TIME : 1:36.237		BEST LAP TIME : 1:36.311				DIFFERENCE : 0.074						
LAP	SECTOR 1	SECTOR 2		SECTOR 3		SECTOR 4		LAP TIME	MPH	DIFF	TIME OF DAY	
1 -		151.8	28.093	118.7	19.547	132.8	26.438	143.0	1:42.596	94.46	6.285	14:52:27.156
2 -	23.852	152.5	27.701	118.9	19.248	135.0	26.517	144.9	1:37.318 (3)	99.58	1.007	14:54:04.474
3 -	23.804	154.9	27.781	120.0	18.974	133.9	26.472	142.1	1:37.031 (2)	99.87	0.720	14:55:41.505
4 -	23.678	153.5	27.180	118.7	19.048	135.0	26.405	145.5	1:36.311 (1)	100.62		14:57:17.816

P37 94		Lee WILLIAMS				Kawasaki - Team Wilo Racing						
IDEAL LAP TIME : 1:39.935		BEST LAP TIME : 1:40.091				DIFFERENCE : 0.156						
LAP	SECTOR 1	SECTOR 2		SECTOR 3		SECTOR 4		LAP TIME	MPH	DIFF	TIME OF DAY	
1 -		146.5	29.026	114.5	19.690	130.3	27.255	135.8	1:46.516	90.98	6.425	14:52:31.076
2 -	24.586	143.7	28.449	111.1	19.645	128.8	27.411	135.0	1:40.091 (1)	96.82		14:54:11.167

P38 86		Frederico LOPES-REGO				Yamaha - FLR Racing						
IDEAL LAP TIME : 1:49.310		BEST LAP TIME :				DIFFERENCE :						
LAP	SECTOR 1	SECTOR 2		SECTOR 3		SECTOR 4		LAP TIME	MPH	DIFF	TIME OF DAY	
1 -		140.9	31.622	109.6	21.272	123.3	29.494	132.1	1:55.836	83.66		14:52:40.396
2 -	26.922	124.5	33.137	97.1	22.378	108.7	IN PIT		2:01.897 P	79.50		14:54:42.293

MCRCB BULLETIN TK325

2023 Bennetts British Superbike Championship - Round 2

2023 Pirelli National Superstock with Santander Consumer Finance

RACE - BEST SECTORS

SECTOR 1				SECTOR 2				SECTOR 3				SECTOR 4				IDEAL / BEST COMPARISON		
POS	NO	NAME	TIME	NO	NAME	TIME	NO	NAME	TIME	NO	NAME	TIME	NO	NAME	IDEAL	BEST	DIFF	
															PERFECT LAP 1:35.691			
1	54	BOURNE	23.486	3	McCONNIE	27.180	5	KERR	18.773	54	BOURNE	26.252	1	75	OLSEN	1:36.039	1:36.548	0.509
2	34	SEELEY	23.529	5	KERR	27.259	75	OLSEN	18.775	75	OLSEN	26.302	2	54	BOURNE	1:36.048	1:36.496	0.448
3	75	OLSEN	23.573	19	TALBOT	27.326	34	SEELEY	18.802	19	TALBOT	26.309	3	5	KERR	1:36.137	1:36.412	0.275
4	19	TALBOT	23.591	75	OLSEN	27.389	4	LINFOOT	18.867	4	LINFOOT	26.311	4	34	SEELEY	1:36.172	1:36.557	0.385
5	4	LINFOOT	23.638	34	SEELEY	27.421	54	BOURNE	18.878	5	KERR	26.391	5	19	TALBOT	1:36.185	1:36.624	0.439
6	3	McCONNIE	23.678	54	BOURNE	27.432	19	TALBOT	18.959	3	McCONNIE	26.405	6	3	McCONNELL	1:36.237	1:36.311	0.074
7	5	KERR	23.714	4	LINFOOT	27.482	3	McCONNIE	18.974	34	SEELEY	26.420	7	4	LINFOOT	1:36.298	1:36.387	0.089
8	8	ROLLO	23.803	8	ROLLO	27.572	23	ALLINGH	19.087	23	ALLINGH	26.469	8	23	ALLINGHAM	1:37.053	1:37.423	0.370
9	18	WINFIEL	23.811	23	ALLINGH	27.640	12	HEDGER	19.125	10	SHELDON	26.581	9	8	ROLLO	1:37.130	1:37.415	0.285
10	10	SHELDON	23.814	55	BEECH	27.667	18	WINFIEL	19.140	12	HEDGER	26.592	10	12	HEDGER	1:37.307	1:37.731	0.424
11	23	ALLINGH	23.857	99	LUXTON	27.706	8	ROLLO	19.153	18	WINFIEL	26.592	11	18	WINFIELD	1:37.321	1:37.741	0.420
12	12	HEDGER	23.882	12	HEDGER	27.708	40	FRANCIS	19.181	8	ROLLO	26.602	12	10	SHELDON-SHAW	1:37.325	1:37.732	0.407
13	99	LUXTON	23.893	10	SHELDON	27.717	99	LUXTON	19.185	99	LUXTON	26.641	13	99	LUXTON	1:37.425	1:37.730	0.305
14	40	FRANCIS	24.021	40	FRANCIS	27.730	10	SHELDON	19.213	40	FRANCIS	26.698	14	40	FRANCIS	1:37.630	1:37.823	0.193
15	55	BEECH	24.023	18	WINFIEL	27.778	55	BEECH	19.226	55	BEECH	26.758	15	55	BEECH	1:37.674	1:37.966	0.292
16	11	REID	24.162	59	TRUELOV	28.053	11	REID	19.331	59	TRUELOV	26.833	16	24	CUMMINS	1:38.491	1:38.568	0.077
17	24	CUMMINS	24.192	24	CUMMINS	28.077	59	TRUELOV	19.351	24	CUMMINS	26.856	17	59	TRUELOVE	1:38.508	1:38.669	0.161
18	59	TRUELOV	24.271	45	SWANN	28.145	24	CUMMINS	19.366	11	REID	27.048	18	11	REID	1:38.761	1:39.067	0.306
19	15	HARRISO	24.288	27	SYMONDS	28.219	15	HARRISO	19.409	2	McGUINN	27.059	19	2	McGUINNESS	1:39.164	1:39.421	0.257
20	2	McGUINN	24.355	11	REID	28.220	2	McGUINN	19.414	15	HARRISO	27.085	20	45	SWANN	1:39.395	1:39.761	0.366
21	96	SMITH	24.374	37	HILLIER	28.278	96	SMITH	19.538	45	SWANN	27.167	21	15	HARRISON	1:39.426	1:39.748	0.322
22	27	SYMONDS	24.391	2	McGUINN	28.336	26	MOORE	19.587	26	MOORE	27.248	22	27	SYMONDS	1:39.590	1:39.809	0.219
23	90	PARKER	24.394	80	BEY	28.405	57	WHITE	19.591	94	WILLIAM	27.255	23	96	SMITH	1:39.686	1:40.041	0.355
24	45	SWANN	24.406	36	COWARD	28.439	27	SYMONDS	19.624	31	COX	27.260	24	37	HILLIER	1:39.749	1:39.910	0.161
25	36	COWARD	24.416	94	WILLIAM	28.449	37	HILLIER	19.639	37	HILLIER	27.264	25	36	COWARD	1:39.838	1:40.050	0.212
26	31	COX	24.489	96	SMITH	28.467	31	COX	19.642	57	WHITE	27.277	26	94	WILLIAMS	1:39.935	1:40.091	0.156
27	26	MOORE	24.538	61	SELLERS	28.548	94	WILLIAM	19.645	17	WHELAN	27.292	27	90	PARKER	1:40.017	1:40.222	0.205
28	80	BEY	24.551	90	PARKER	28.552	50	EVANS	19.658	96	SMITH	27.307	28	26	MOORE	1:40.075	1:40.550	0.475
29	37	HILLIER	24.568	17	WHELAN	28.564	36	COWARD	19.671	36	COWARD	27.312	29	57	WHITE	1:40.123	1:40.563	0.440
30	94	WILLIAM	24.586	57	WHITE	28.636	45	SWANN	19.677	27	SYMONDS	27.356	30	31	COX	1:40.232	1:40.515	0.283
31	57	WHITE	24.619	15	HARRISO	28.644	90	PARKER	19.706	90	PARKER	27.365	31	17	WHELAN	1:40.286	1:40.537	0.251
32	61	SELLERS	24.638	35	SMITH	28.645	17	WHELAN	19.730	61	SELLERS	27.436	32	61	SELLERS	1:40.379	1:40.564	0.185
33	50	EVANS	24.646	26	MOORE	28.702	61	SELLERS	19.757	50	EVANS	27.452	33	80	BEY	1:40.393	1:40.984	0.591
34	17	WHELAN	24.700	39	MORGAN	28.838	39	MORGAN	19.837	39	MORGAN	27.519	34	50	EVANS	1:40.614	1:41.054	0.440
35	39	MORGAN	24.724	31	COX	28.841	35	SMITH	19.844	35	SMITH	27.531	35	35	SMITH	1:40.882	1:41.085	0.203
36	35	SMITH	24.862	50	EVANS	28.858	80	BEY	19.854	80	BEY	27.583	36	39	MORGAN	1:40.918	1:41.284	0.366
37	33	THOMSON	25.404	33	THOMSON	29.732	33	THOMSON	20.191	33	THOMSON	28.471	37	33	THOMSON	1:43.798	1:44.234	0.436
38	86	LOPES-R	26.922	86	LOPES-R	31.622	86	LOPES-R	21.272	86	LOPES-R	29.494	38	86	LOPES-REGO	1:49.310		
39																		

MCRCB BULLETIN TK326**2023 Bennetts British Superbike Championship - Round 2****2023 Pirelli National Superstock with Santander Consumer Finance****RACE - BEST SPEEDS**

POS	INTERMEDIATE 1			INTERMEDIATE 2			INTERMEDIATE 3			FINISH LINE		
	NO	NAME	MPH	NO	NAME	MPH	NO	NAME	MPH	NO	NAME	MPH
1	19	TALBOT	159.0	23	ALLINGHAM	122.4	54	BOURNE	136.9	34	SEELEY	146.8
2	54	BOURNE	157.9	34	SEELEY	122.2	23	ALLINGHAM	136.1	4	LINFOOT	146.2
3	99	LUXTON	156.7	19	TALBOT	122.0	19	TALBOT	135.5	54	BOURNE	145.8
4	75	OLSEN	156.7	4	LINFOOT	120.4	34	SEELEY	135.5	10	SHELDON-SHAW	145.8
5	5	KERR	156.4	54	BOURNE	120.4	75	OLSEN	135.2	19	TALBOT	145.5
6	4	LINFOOT	156.0	18	WINFIELD	120.4	10	SHELDON-SHAW	135.0	3	McCONNELL	145.5
7	34	SEELEY	156.0	5	KERR	120.0	3	McCONNELL	135.0	23	ALLINGHAM	145.2
8	10	SHELDON-SHAW	155.3	3	McCONNELL	120.0	4	LINFOOT	134.7	99	LUXTON	145.2
9	23	ALLINGHAM	155.3	75	OLSEN	119.8	18	WINFIELD	134.7	18	WINFIELD	144.0
10	12	HEDGER	154.9	12	HEDGER	119.4	99	LUXTON	134.7	15	HARRISON	144.0
11	96	SMITH	154.9	45	SWANN	119.1	12	HEDGER	134.2	57	WHITE	143.7
12	3	McCONNELL	154.9	24	CUMMINS	118.9	45	SWANN	134.2	75	OLSEN	143.7
13	8	ROLLO	154.6	8	ROLLO	118.5	8	ROLLO	133.4	12	HEDGER	143.3
14	55	BEECH	154.6	40	FRANCIS	118.3	15	HARRISON	133.4	2	McGUINNESS	143.3
15	18	WINFIELD	153.9	57	WHITE	118.1	26	MOORE	133.4	5	KERR	143.0
16	59	TRUELOVE	153.9	10	SHELDON-SHAW	117.9	5	KERR	133.1	8	ROLLO	143.0
17	2	McGUINNESS	153.9	15	HARRISON	117.9	24	CUMMINS	133.1	31	COX	142.7
18	45	SWANN	153.5	59	TRUELOVE	117.7	36	COWARD	132.8	37	HILLIER	142.4
19	40	FRANCIS	153.2	2	McGUINNESS	117.7	31	COX	132.8	59	TRUELOVE	142.1
20	37	HILLIER	152.8	99	LUXTON	117.5	55	BEECH	132.6	36	COWARD	142.1
21	27	SYMONDS	152.5	31	COX	117.5	40	FRANCIS	132.6	50	EVANS	142.1
22	15	HARRISON	152.5	55	BEECH	117.1	59	TRUELOVE	132.3	45	SWANN	141.8
23	36	COWARD	152.1	37	HILLIER	116.9	96	SMITH	132.3	55	BEECH	141.5
24	35	SMITH	151.8	26	MOORE	116.9	90	PARKER	132.3	40	FRANCIS	141.5
25	24	CUMMINS	151.4	11	REID	116.5	37	HILLIER	132.1	24	CUMMINS	141.2
26	57	WHITE	151.1	50	EVANS	116.5	17	WHELAN	132.1	35	SMITH	140.9
27	11	REID	150.8	96	SMITH	116.1	11	REID	131.5	96	SMITH	140.6
28	17	WHELAN	150.8	35	SMITH	115.9	2	McGUINNESS	131.5	90	PARKER	140.6
29	90	PARKER	150.8	36	COWARD	115.7	57	WHITE	131.5	26	MOORE	139.8
30	31	COX	150.8	27	SYMONDS	115.5	27	SYMONDS	130.8	27	SYMONDS	139.5
31	50	EVANS	150.8	90	PARKER	115.5	35	SMITH	130.8	80	BEY	139.5
32	26	MOORE	149.7	80	BEY	115.3	94	WILLIAMS	130.3	39	MORGAN	138.6
33	80	BEY	149.7	17	WHELAN	115.1	50	EVANS	129.0	11	REID	138.3
34	94	WILLIAMS	149.4	39	MORGAN	114.5	61	SELLERS	128.8	17	WHELAN	137.7
35	39	MORGAN	149.1	94	WILLIAMS	114.5	80	BEY	128.0	61	SELLERS	137.2
36	61	SELLERS	146.5	61	SELLERS	113.5	33	THOMSON	126.8	94	WILLIAMS	135.8
37	33	THOMSON	145.2	33	THOMSON	111.1	39	MORGAN	126.6	33	THOMSON	132.6
38	86	LOPES-REGO	140.9	86	LOPES-REGO	109.6	86	LOPES-REGO	123.3	86	LOPES-REGO	132.1
39												

MCRCB BULLETIN TK327

2023 Bennetts British Superbike Championship - Round 2

2023 Pirelli National Superstock with Santander Consumer Finance

RACE - STATISTICS

Competitors Started	38
Planned Start	2023-05-01 @ 14:50:00.000
Actual Start	2023-05-01 @ 14:50:44.559
Finish Time	2023-05-01 @ 15:13:27.664
Track Length	2.6920mi.
Total Laps	476
Total Distance Covered	1281.4055mi.

Session Fastest Lap History

NO	NAME	LAP TIME	TIME OF DAY	LAP	VEHICLE
5	Richard KERR	1:37.386	14:54:03.644	2	Honda
75	Alex OLSEN	1:37.223	14:54:03.945	2	Honda
54	Franco BOURNE	1:37.195	14:54:04.231	2	Honda
5	Richard KERR	1:36.412	14:55:40.056	3	Honda
3	Billy McCONNELL	1:36.311	14:57:17.816	4	Honda

Session Leader History

NO	NAME	FROM LAP	LAPS LED	DISTANCE	VEHICLE
34	Alastair SEELEY	1	1	2.69 miles	BMW
5	Richard KERR	2	3	8.07 miles	Honda
34	Alastair SEELEY	5	4	10.76 miles	BMW
75	Alex OLSEN	9	1	2.69 miles	Honda
34	Alastair SEELEY	10	1	2.69 miles	BMW
54	Franco BOURNE	11	3	8.07 miles	Honda
4	Dan LINFOOT	14	1	2.69 miles	Honda

Flag History

TYPE	TIME OF DAY
GREEN	14:50:44.559
FINISH	15:13:27.664

Flag Statistics

TYPE	COUNT	TOTAL LAPS	TOTAL TIME
Green	1	14	26:05.785
Red	0	0	0.000
Safety Car	0	0	0.000
FCY	0	0	0.000

MCRCB BULLETIN TK328

2023 Bennetts British Superbike Championship - Round 2

2023 Pirelli National Superstock with Santander Consumer Finance

RACE - SESSION NOTES

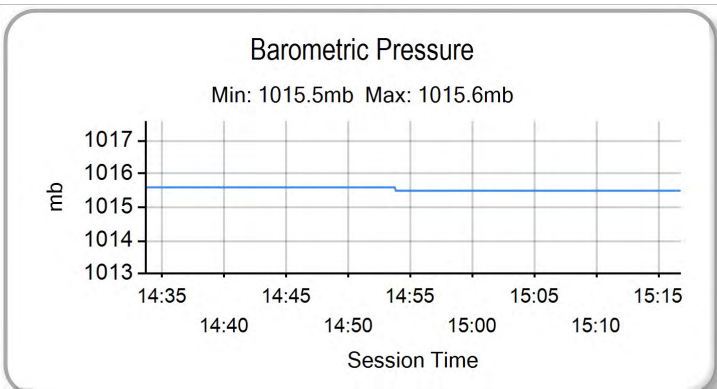
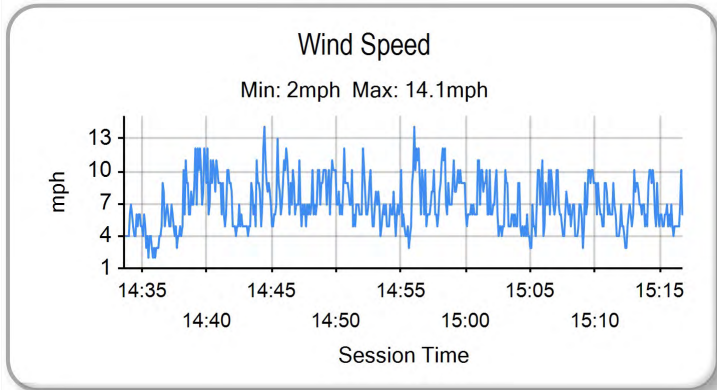
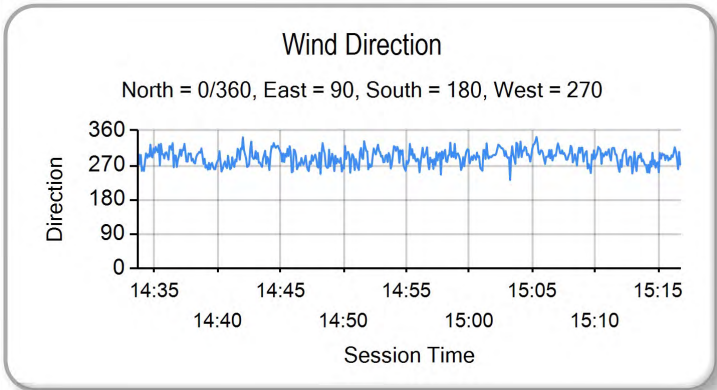
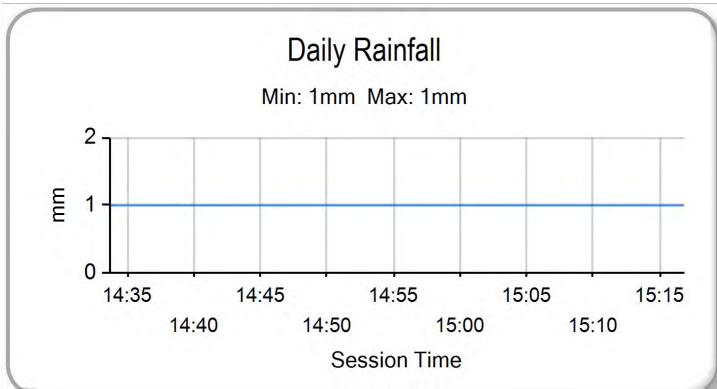
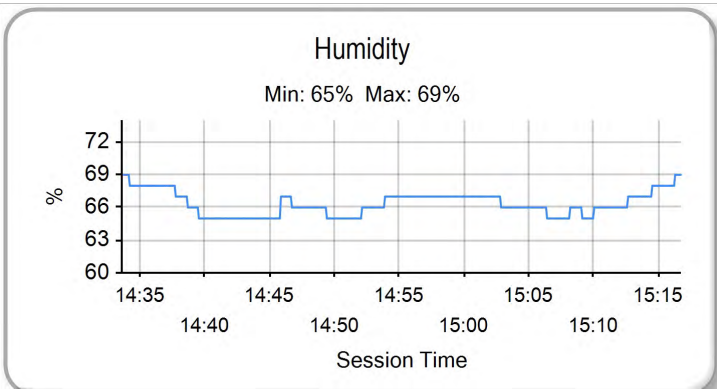
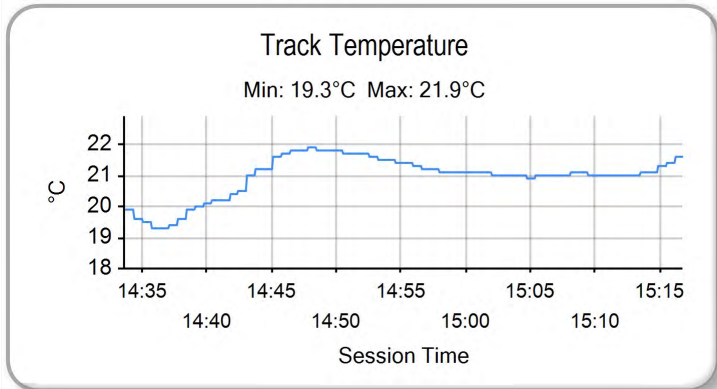
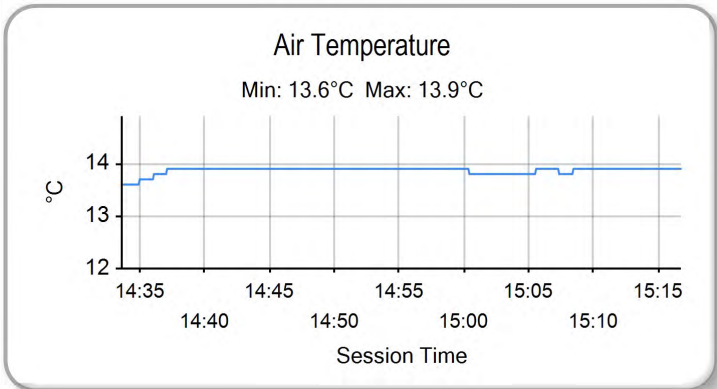
TIME	MESSAGE
14:38:02	PITLANE OPEN
14:43:05	PITLANE CLOSED
14:43:12	5 MINUTES TO WARM UP LAP
14:43:45	NO.45 LEAVING THE GRID
14:45:02	3 MINUTES TO WARM UP LAP
14:47:03	1 MINUTE TO WARM UP LAP
14:47:35	30 SECONDS TO WARM UP LAP
14:47:58	GREEN FLAG - WARM UP LAP
14:49:51	RACE START
14:51:18	NO JUMP STARTS
14:54:48	NO.86 ENTERED PITS
14:55:49	NO.86 RETIRED
14:56:22	NO.94 FALLER AT T16 LODGE - RIDER OK
14:59:10	NO.3 FALLER AT T16 LODGE - RIDER OK
15:05:28	TWO THIRDS DISTANCE COMPLETED
15:06:05	NO.40 FALLER AT T16 LODGE - RIDER OK
15:06:29	NO.50 ENTERED PITS
15:09:32	NO.34 & 75 FALLERS AT T16 LODGE - RIDERS OK
15:10:53	INCIDENT INVOLVING #75 AND #34 AT TURN 18 UNDER INVESTIGATION
15:11:28	NO.31 ENTERED PITS
15:12:29	UPDATE: NO.34 - RIDER TO MEDICAL CENTRE

MCRCB BULLETIN TK329

2023 Bennetts British Superbike Championship - Round 2

2023 Pirelli National Superstock with Santander Consumer Finance

RACE - WEATHER CONDITIONS



2023 Pirelli National Superstock Championship with Santander Finance
RIDERS POINTS AFTER ROUND 3



		TOTAL	GAP	DIFF	1 7th - 9th April	2 Silverstone National	3 29th April - 1st May Oulton Park International	4 19th - 21st May Donington Park GP	5 16th - 18th June	6 Knockhill	7 7th - 9th July Snetterton 300	8 21st - 23rd July	9 Brands Hatch GP	10 11th - 13th August	11 Thruxton	12 26th - 28th August Cadwell Park	13 15th - 17th September	14 Oulton Park International	15 29th Sept - 1st October	16 Donington Park National	17 13th - 15th October	18 Brands Hatch GP	Wins	Seconds	Thirds			
1	Franco BOURNE (Honda)	67			22	25	20																		1	1	1	
2	Dan LINFOOT (Honda)	65	2		18	22	25																			1	1	0
3	Richard KERR (Honda)	54	13	11	16	16	22																			0	1	0
4	Joe TALBOT (Honda)	50	17	4	14	18	18																			0	0	0
5	Alex OLSEN (Honda)	45	22	5	25	20																				1	0	1
6	Joe FRANCIS (Kawasaki)	24	43	21	12	12																				0	0	0
7	Ben LUXTON (Honda)	24	43	0	8	10	6																			0	0	0
8	David ALLINGHAM (Honda)	23	44	1	5	8	10																			0	0	0
9	Joe SHELDON-SHAW (Suzuki)	22	45	1	3	5	14																			0	0	0
10	Lewis ROLLO (Aprilia)	22	45	0	10		12																			0	0	0
11	Billy McCONNELL (Honda)	20	47	2	20																					0	0	1
12	Alistair SEELEY (BMW)	20	47	0	6	14																				0	0	0
13	Luke HEDGER (Kawasaki)	16	51	4			16																			0	0	0
14	Matt TRUELOVE (Honda)	13	54	3	4	6	3																			0	0	0
15	Ashley BEECH (Honda)	10	57	3	2	3	5																			0	0	0
16	Shaun WINFIELD (Honda)	8	59	2			8																			0	0	0
17	Brayden ELLIOTT (Kawasaki)	4	63	4		4																				0	0	0
18	Conor CUMMINS (Honda)	4	63	0			4																			0	0	0
19	Kade VERWEY (BMW)	3	64	1	1	2																				0	0	0
20	Max SYMONDS (Yamaha)	2	65	1			2																			0	0	0
21	Sam COX (BMW)	1	66	1		1																				0	0	0
22	Nathan HARRISON (Honda)	1	66	0			1																			0	0	0